





Results Matrix

Outcomes

Outcome:	1 Increased awareness amongst private and public sector actors on the strategic importance of the blue economy as a pillar for sustainable growth in Tobago									
Indicators		Flags*	Unit of Measure	Baseline	Baseline Year	Means of verification		2021	2022	EOP
1.1 No of surveyed public and private sector stakeholders who have an increased understanding of the strategic		#	0.00	2021	Survey	P	0.00	30.00	30.00	
						P(a)	0.00	30.00		
						A				
1.2 Gender-sensitive sector-specific studies or assessments		#	0.00	2022	Report available	P	0.00	1.00	1.00	
						P(a)	0.00	1.00	1.00	
						A				
Outcome:	2 Improved institutional capacity to promote the Blue Economy as a means for a sustainable recovery									
Indicators		Flags*	Unit of Measure	Baseline	Baseline Year	Means of verification		2021	2022	EOP
2.1 Number of institutions responsible for the Blue Economy with enhanced human resource capacity.		#	0.00	2021	Project reports	P	0.00	1.00	1.00	
						P(a)	0.00	1.00		
						A				
Outcome:	3 Enhanced engagement of the private sector in the deployment of innovative Blue Economy initiatives									
Indicators		Flags*	Unit of Measure	Baseline	Baseline Year	Means of verification		2021	2022	EOP
3.1 Blue Economy-related projects being designed or implemented		#	0.00	2021	Project reports	P	0.00	5.00	5.00	
						P(a)	0.00	5.00		
						A				

 CRF Indicator

Outputs: Annual Physical and Financial Progress

1 Elaboration of an integrated Blue Economy Roadmap for a sustainable and resilient recovery from the COVID-19 pandemic						Physical Progress				Financial Progress							
Outputs	Output Description	Unit of Measure	Baseline	Baseline Year	Means of verification		2021	2022	EOP		2021	2022	EOP	Theme	Fund	Flags	
1.1 Diagnostics and assessments completed	Identification of gaps and opportunities to mainstream the Blue Economy in Tobago.	Diagnostics (#)	0	2021	A gaps and opportunities report has been elaborated and approved by the team leader	P	1	0	1	P	10000	10000	20000	Institutional Development	TBD		
						P(a)	1	0	0	P(a)	0	0	0				
						A				A							
1.2 Action plans designed	Development of a roadmap for the mainstreaming of Blue Economy investments to achieve economic diversification and	Action Plans (#)	0	2021	A roadmap is elaborated and approved by team leader	P	1	0	1	P	10000	10000	20000	Sustainable Energy and Climate Change	CCP		
						P(a)	1	0	0	P(a)			0				
						A				A							
2 Blue Economy Investment and Innovation promotion						Physical Progress				Financial Progress							
Outputs	Output Description	Unit of Measure	Baseline	Baseline Year	Means of verification		2021	2022	EOP		2021	2022	EOP	Theme	Fund	Flags	
2.1 Workshops organized	Investment innovations workshops on the Blue Economy to identify opportunities for Tobago	Workshops (#)	0	2021	A workshop on investment innovation on the Blue Economy is organized	P	0	1	1	P	0	10000	10000	Sustainable Energy and Climate Change	CCP		
						P(a)	0	1	1	P(a)	0	0	0				
						A				A							
2.2 Pilot interventions implemented	Support the incubation of a project to address the sargassum issue using the Blue Economy approach	Pilots (#)	0	2021	Pilot project is selected and supported	P	0	5	5	P	0	50000	50000	Sustainable Energy and Climate Change	TBD		
						P(a)	0	5	5	P(a)	0	0	0				
						A				A							

Other Cost

Total Cost

	2021	2022	Total Cost
P	\$20,000.00	\$80,000.00	\$100,000.00
P(a)			
A			

 CRF Indicator

 Standard Output Indicator