









Results Matrix

Outcomes										
Outcome:		1 Fortalecimiento de la formulación de la política climatica								
Indicators	Flags*	Unit of Measure	Baseline	Baseline Year	Means of verification		2022	2023	2024	EOP
1.1 Second NDC measures defined		#measures	0.00	2022	Second NDC of Uruguay	P	0.00	65.00	15.00	80.00
						P(a)	0.00	65.00	15.00	80.00
						A	0.00			0.00
1.3 Studies to support development of sustainable infrastructure projects		# studies	0.00	2022	Studies conducted with TC funding	P	0.00	1.00	1.00	2.00
						P(a)	0.00	1.00	1.00	2.00
						A	0.00			0.00
1.4 Public and private institutions trained for design, investments and/or implementation on bankable low carbon,		# institutions	0.00	2022	Training/workshops conclusions report	P	0.00	3.00	2.00	5.00
						P(a)	0.00	3.00	2.00	5.00
						A	0.00			0.00
Outcome:		2 Aumento de la transparencia climática								
Indicators	Flags*	Unit of Measure	Baseline	Baseline Year	Means of verification		2022	2023	2024	EOP
2.1 pMRV system reforms		#reforms	0.00	2022	Online NDC visualization tool	P	0.00	2.00	1.00	3.00
						P(a)	0.00	2.00	1.00	3.00
						A	0.00			0.00
2.2 NDC measures that justify their alignment with national climate and gender equity policies		# measures	0.00	2022	NDC 2.0 web visualization tool with methodological explanations	P	0.00	65.00	15.00	80.00
						P(a)	0.00	65.00	15.00	80.00
						A	0.00			0.00

 CRF Indicator

Outputs: Annual Physical and Financial Progress

1 1 – Lineamientos estratégicos						Physical Progress					Financial Progress					Theme	Fund	Flags
Outputs	Output Description	Unit of Measure	Baseline	Baseline Year	Means of verification		2022	2023	2024	EOP		2022	2023	2024	EOP			
1.1 Climate study completed	Modelization of GHG mitigation potential stemming from new investment projects	Studies (#)	0	2022	Consultancy reports on institutional arrangements	P	0	3	1	4	P	0	65000	35000	100000	Sustainable Energy and Climate Change	ACL	
						P(a)	0	3	1	4	P(a)	0	65000	35000	100000			
						A	0			0	A	0			0			
2 2 – Objetivos e indicadores						Physical Progress					Financial Progress					Theme	Fund	Flags
Outputs	Output Description	Unit of Measure	Baseline	Baseline Year	Means of verification		2022	2023	2024	EOP		2022	2023	2024	EOP			
2.1 Climate study completed	Climate studies to define NDC measures to be funded	Studies (#)	0	2022	Consultancy studies on climate adaptation	P	0	3	2	5	P	0	37500	22500	60000	Sustainable Energy and Climate Change	ACL	
						P(a)	0	3	2	5	P(a)	0	37500	22500	60000			
						A	0			0	A	0			0			
3 3 – Políticas y medidas prioritarias						Physical Progress					Financial Progress					Theme	Fund	Flags
Outputs	Output Description	Unit of Measure	Baseline	Baseline Year	Means of verification		2022	2023	2024	EOP		2022	2023	2024	EOP			
3.1 Policies designed	Policies design to facilitate the implementation of the second NDC	Policies (#)	0	2022	Consultancy studies with new policy or policy harmonization recommendations	P	0	1	1	2	P	0	40000	20000	60000	Sustainable Energy and Climate Change	ACL	
						P(a)	0	1	1	2	P(a)	0	40000	20000	60000			
						A	0			0	A	0			0			
3.2 Diagnostics and assessments completed	NDC 2.0 measures identified	Diagnostics (#)	0	2022	Consultancy studies with an analysis of the current normative framework	P	0	3	3	6	P	0	25000	15000	40000	Sustainable Energy and Climate Change	ACL	
						P(a)	0	3	3	6	P(a)	0	25000	15000	40000			
						A	0			0	A	0			0			
3.3 Investment master plans designed	NDC 2.0 investment plan	Plans (#)	0	2022	Consultancy studies defining new NDC measures under a potential investment plan	P	0	1	0	1	P	0	25000	0	25000	Sustainable Energy and Climate Change	ACL	
						P(a)	0	1	0	1	P(a)	0	25000	0	25000			
						A	0			0	A	0			0			
4 4 – Consideraciones transversales						Physical Progress					Financial Progress					Theme	Fund	Flags
Outputs	Output Description	Unit of Measure	Baseline	Baseline Year	Means of verification		2022	2023	2024	EOP		2022	2023	2024	EOP			
4.1 Climate study completed	Climate economic benefits studies	Studies (#)	0	2022	Consultancy studies that help mature NDC measures into potential investment projects.	P	0	2	1	3	P	0	25000	30000	55000	Sustainable Energy and Climate Change	W2A	
						P(a)	0	2	1	3	P(a)	0	25000	30000	55000			
						A	0			0	A	0			0			
5 5 – Comunicación, Participación Ciudadana y Transparencia						Physical Progress					Financial Progress					Theme	Fund	Flags
Outputs	Output Description	Unit of Measure	Baseline	Baseline Year	Means of verification		2022	2023	2024	EOP		2022	2023	2024	EOP			
5.1 Institutions trained	Institutions trained	Institutions (#)	0	2022	Consultancy study listing all trained institutions and training outcomes	P	0	6	4	10	P	0	15000	10000	25000	Sustainable Energy and Climate Change	W2A	
						P(a)	0	6	4	10	P(a)	0	15000	10000	25000			
						A	0			0	A	0			0			
5.2 Training workshops delivered	Workshops organized	Workshops (#)	0	2022	Consultancy study listing all workshops conducted and main outcomes	P	0	3	3	6	P	0	30000	5000	35000	Sustainable Energy and Climate Change	W2A	
						P(a)	0	3	3	6	P(a)	0	30000	5000	35000			
						A	0			0	A	0			0			

Other Cost

Total Cost

	2022	2023	2024	Total Cost
P		\$262,500.00	\$137,500.00	\$400,000.00
P(a)		\$262,500.00	\$137,500.00	\$400,000.00
A				

 CRF Indicator

 Standard Output Indicator