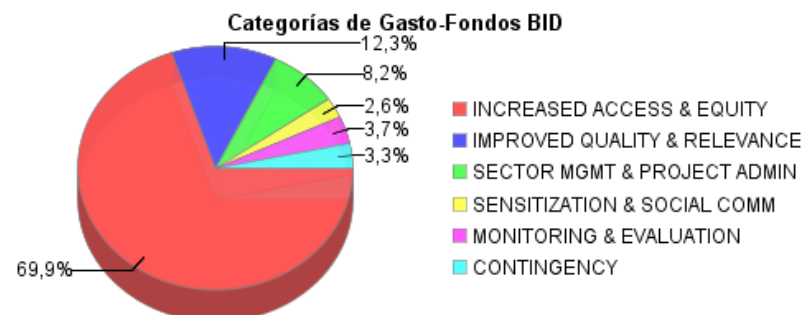
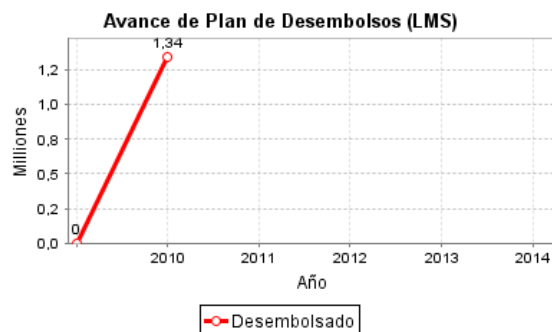
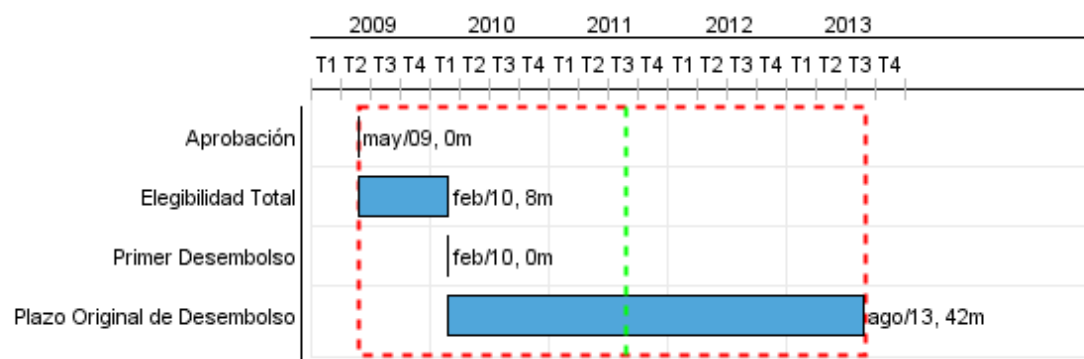


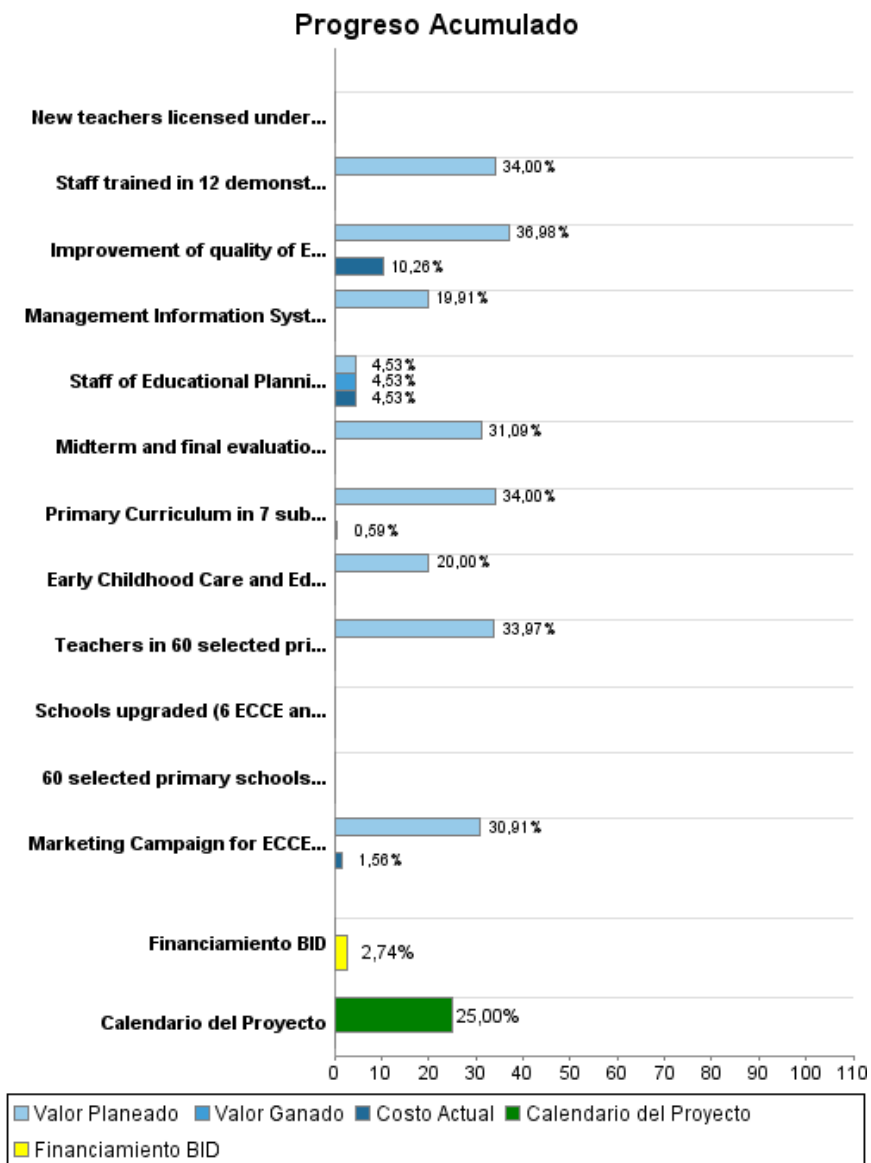
## Informe Resumido

Datos Básicos del Proyecto		Fondos Disponibles (US\$)	Costo total y Fuente
Agencia Ejecutora (AE):	MINISTRY OF EDUCATION		
Sector:	EDUCATION		
Número(s) de Préstamo:	2138/OC-TT	Monto Aprobado Actual:	48.750.000,00
Etapas:	Approved	Monto Desembolsado a la fecha:	1.336.279,00
Tipo de Operación:	INV - Inversión	% Desembolsado:	2,74
Operación(es) Relacionada(s):	TT-T1004, TT-T1025	Saldo:	47.413.721,00
Subtipo de Operación:	PFM - Proyecto de Fases Múltiples		
		BID Original:	48.750.000,00
		Actual BID:	48.750.000,00
		Pari-passu:	86,72
		Co-financiamiento/País:	13.750.000,00
		Estimado Original:	62.500.000,00
		Período de Amortización (meses):	186

Categoría de Impacto Ambiental y Social del Proyecto	Reformulación	Validación
Categoría de Impacto Ambiental y Social del Proyecto: B	( ) ¿El objetivo (s) del proyecto fue reformulado?	Validado por el Jefe de División: Apr 14, 2011 Validado por Representante de País: Apr 27, 2011



## Progreso Acumulado al 2010



## Resultados

<b>Resultado:</b>	Component 1: Increased equity of education services to all children achieved
<b>Observaciones:</b>	Correlation with Country Strategies: Strategic objective: Increase human capital by improving and/or providing access to early childhood services. Indicator: Early childhood service providers meeting country's standards.

Indicador	Unidad de Medida	Línea de base	Año Línea de base		2010	2011	2012	Fin de Proyecto
Gross enrollment rate in Early Childhood Care and Education (ECCE) centers.	%	86,90	2009	P A	88,40	91,30	94,00	94,00
Students benefitted from constrution of new ECCE centers.	Students		2009	P A	500,00		1.250,00	2.725,00

<b>Resultado:</b>	Component 2: Quality of primary education improved
<b>Observaciones:</b>	Correlation with Country Strategies: Strategic objective: Increase human capital by improving and/or providing access to early childhood services. Indicator: Early childhood service providers meeting country's standards.

Indicador	Unidad de Medida	Línea de base	Año Línea de base		2010	2011	2012	Fin de Proyecto
Children receiving Spanish instruction in primary schools	%		2009	P A	3,00		3,00	8,00
Teachers in 60 selected primary schools apply new teaching and assessment methods	%		2009	P A	33,00		33,00	80,00
Students benefitted from a revised curriculum.	Students		2009	P A				117.000,00

<b>Resultado:</b>	Component 3: Management of Education Sector Improved
<b>Observaciones:</b>	Correlation with Country Strategies: Strategic objective: Increase human capital by improving and/or providing access to early childhood services. Indicator: Early childhood service providers meeting country's standards. Strategic objective: Strengthening of Country Procurement Systems Indicator: All Executing Agencies with projects in execution manage procurement activities through SEPA.

Indicador	Unidad de Medida	Línea de base	Año Línea de base		2010	2011	2012	Fin de Proyecto
Educational Planning Division transitions to function according to new plan	#		2009	P A			1,00	0,00

<b>Resultado:</b>	Component 1: Increased quality of education services to all children achieved.
<b>Observaciones:</b>	Correlates with country strategy: Strategic objective: increase human capital by improving and/or providing access to early childhood services. Inidicator: early childhood service providers meet country's standards.

Indicador	Unidad de Medida	Línea de base	Año Línea de base		2010	2011	2012	Fin de Proyecto
Children with special needs in all demonstration schools with an Individualized Education Plan.	%	5,00	2009	P A	10,00	10,00	45,00	100,00

<b>Resultado:</b>	Component 2: Relevance of primary education improved.
<b>Observaciones:</b>	Correlation with Country Strategies: Strategic objective: Increase human capital by improving and/or providing access to early childhood services. Indicator: Early childhood service providers meeting country's standards.

Indicador	Unidad de Medida	Línea de base	Año Línea de base		2010	2011	2012	Fin de Proyecto
Selected primary schools utilize revised curriculum and instructional materials.	%		2009	P A			40,00	100,00

**Productos: Progreso Físico y Financiero Anual 2010**

Descripción	Unidad de medida	Físico				Financiero			
		Planeado	Actual	Unidades Acumuladas	Unidades FDP	Planeado	Actual	Costos Acumulados	Costos FDP
<b>Component 1: Increased Equity and quality of education services to all children</b>									
Early Childhood Care and Education (ECCE) centres built and equipped and operational by the end of year 3	school	10,00			50,00	7.621.000,46			38.107.300,00
Improvement of quality of ECCE services through capacity building in both 50 ECCE centres and central office	school	10,00			50,00	380.000,25	105.453,00		1.027.690,00
Schools upgraded (6 ECCE and 6 primary schools) for inclusive education	school				12,00				2.231.250,00
Staff trained in 12 demonstration schools	school	4,00			12,00	1.183.000,03			3.479.488,00
<b>Component 2: Improved quality and relevance of primary education</b>									
Primary Curriculum in 7 subject areas revised and taught in 60 selected schools to be implemented by grade (phased approach).	school	20,00			60,00	1.411.000,17	24.415,00		4.150.512,00
60 selected primary schools have trained teachers in Spanish	school				60,00				2.072.300,00
Teachers in 60 selected primary schools are trained in revised assessment methods as required by the revised curriculum.	Teachers	120,00			300,00	601.000,48			1.769.057,00
<b>Component 3: Improved Sector Management</b>									
Staff of Educational Planning Division, Communication Division, oversight committee trained	division				3,00		56.629,00		1.249.086,00
New teachers licensed under the new registration and licensing system.	%				80,00				1.283.893,00
Management Information System designed and partially implemented	IT system	1,00			4,00	157.000,71			788.530,00
Midterm and final evaluation completed	report				2,00	555.000,50			1.785.000,00
<b>Component 4: Social Marketing Campaign</b>									
Marketing Campaign for ECCE and Inclusive Education completed.	Report	1,00			3,00	387.000,50	19.483,00		1.252.000,00
<b>TOTAL</b>						<b>12.295.003,10</b>	<b>205.980,00</b>		<b>59.196.106,00</b>