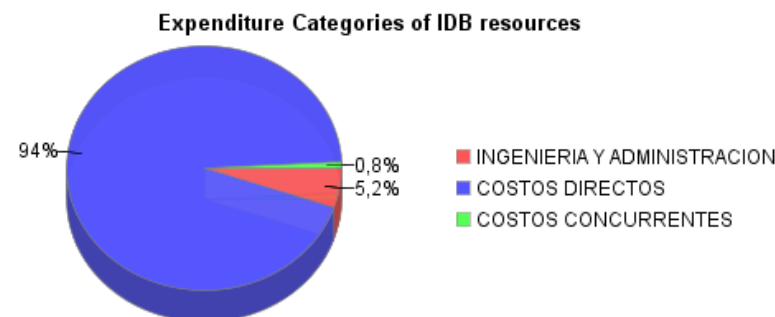
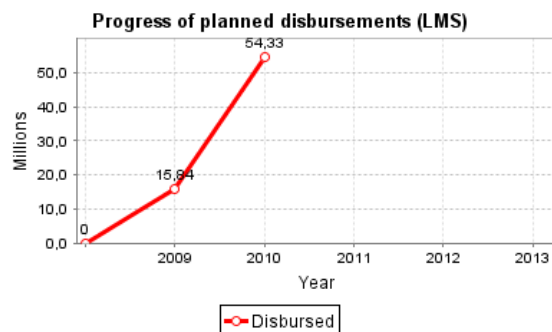
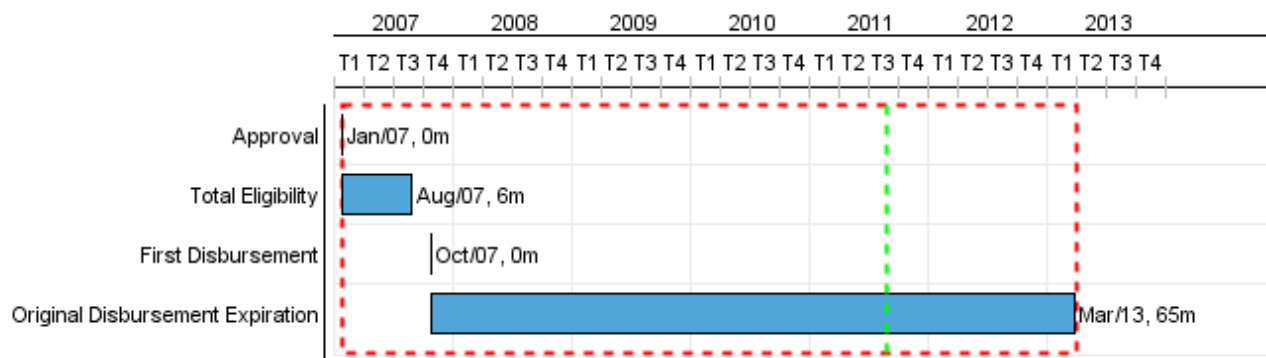


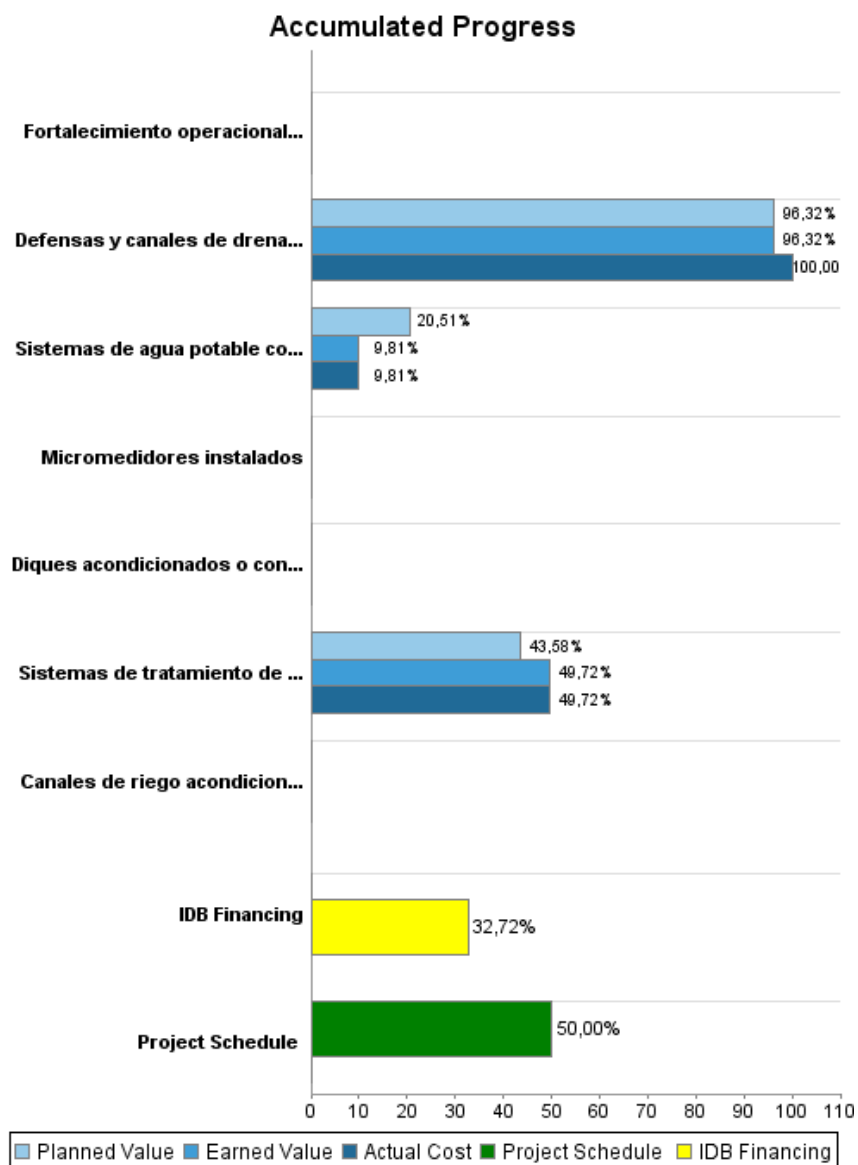
Summary Report

Basic Data		Available Funds (US\$)		Total Cost and Source	
Executing Agency (EA):	MINISTERIO DE PLANIFICACION FEDERAL, INVERSION PUBLICA Y SERVICIOS				
Sector:	ENVIRONMENT AND NATURAL DISASTERS-WATER RESOURCE MANAGEMENT				
Loan Number(s):	1843/OC-AR	Current Approved Amount:	240.000.000,00	Original IDB:	240.000.000,00
Stage:	Approved	Disbursed Amount to Date:	78.527.254,35	Current IDB:	240.000.000,00
Operation Type:	INV - Investment	% Disbursed:	32,72	Pari-passu:	90,05
Related Operation(s):		Balance:	161.472.745,65	Co-Financing/Country:	60.000.000,00
Operation Subtype:	GOM - Global of Multiple Works Operation			Original Estimate:	300.000.000,00
				Amortization Period (months):	222

Project Environmental and Social Impact Category	Reformulation	Validation
Project Environmental and Social Impact Category: B	() Was the objective(s) of this project reformulated?	Validated by Division Chief: Apr 26, 2011 Validated by Country Representative: Apr 27, 2011



Accumulated Progress as of 2010



Outcomes

Outcome: Productividad de las actividades agropecuarias aumentada

Indicator	Unit of Measure	Baseline	Baseline Year		2009	2010	2011	2012	2013	End of project
Áreas plenamente incorporadas a la agricultura irrigada	Hectáreas			P				4.000,00		4.000,00
				A						
Áreas productivas protegidas contra inundaciones	Hectáreas			P		15.000,00				15.000,00
				A		15.000,00				

Outcome: Vulnerabilidad a inundaciones reducida

Indicator	Unit of Measure	Baseline	Baseline Year		2009	2010	2011	2012	2013	End of project
Población protegida contra inundaciones	Habitantes			P		450,00				450,00
				A		450,00				

Outcome: Servicio de agua potable y saneamiento mejorado

Indicator	Unit of Measure	Baseline	Baseline Year		2009	2010	2011	2012	2013	End of project
Hogares con servicio de agua potable nuevo o mejorado	Hogares			P	9.019,00		207.465,00	32.450,00		248.935,00
				A	9.019,00					
Hogares con servicio de saneamiento nuevo o mejorado	Hogares			P			100.000,00	10.000,00		110.000,00
				A						

Outputs: 2010 Annual Physical and Financial Progress 2010

Description	Unit of Measure	Physical				Financial			
		Planned	Actual	Accumulated units	EOP units	Planned	Actual	Accumulated costs	EOP costs
Infraestructura hidráulica productiva.									
Diques acondicionados o contruídos	m3 de agua derivada incrementada				25,00				23.000.000,00
Defensas y canales de drenaje acondicionados o contruídos	km	18,00	18,00		18,00	2.761.606,00	3.059.628,00		8.108.399,00
Canales de riego acondicionados o contruídos	km				11,00				21.380.633,00
Agua Potable y Saneamiento.									
Sistemas de agua potable contruídos o rehabilitados	Sistemas				5,00	22.155.199,00	8.482.720,00		127.769.105,00
Sistemas de tratamiento de líquidos cloacales contruídos o rehabilitados	Sistemas				2,00	28.184.011,00	33.127.582,00		80.538.807,00
Fortalecimiento Operacional e Institucional.									
Fortalecimiento operacional e institucional desarrollado	Fortalecimiento				1,00				1.312.336,00
Micromedidores instalados	micromedidores				50.000,00				18.633.295,00
Otros									
TOTAL						53.100.816,00	44.669.930,00		280.742.575,00