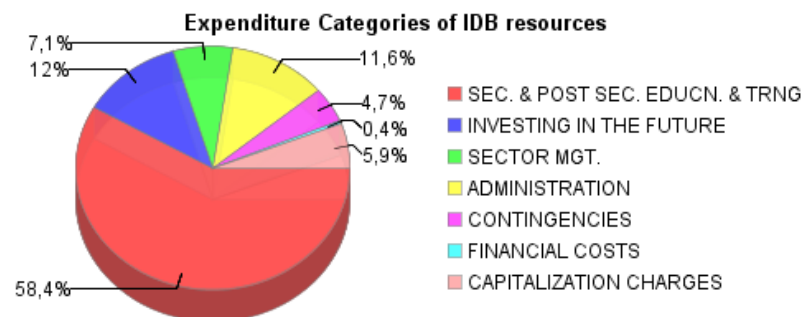
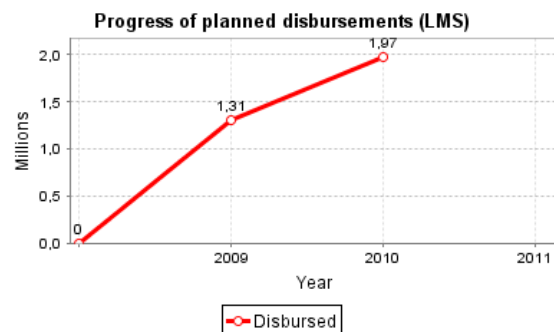
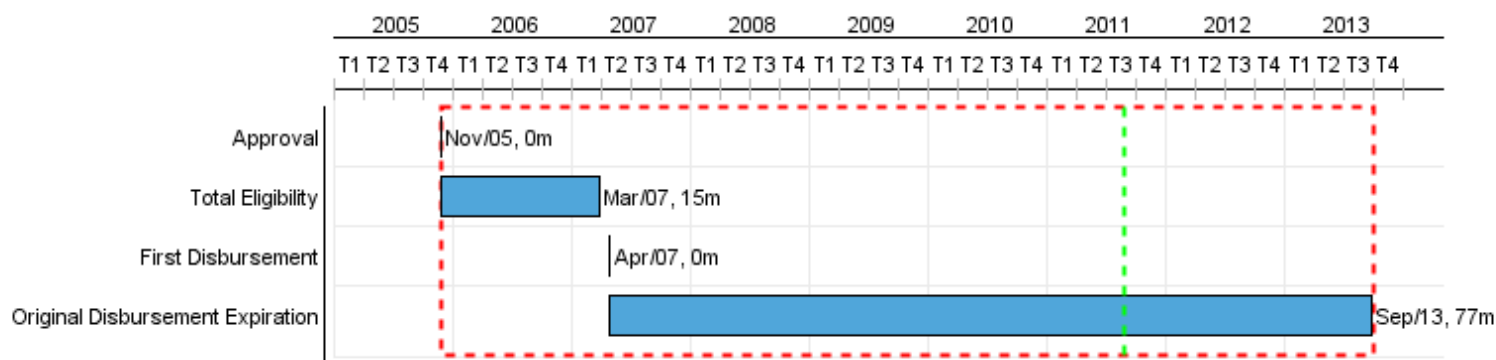


Summary Report

Basic Data		Available Funds (US\$)		Total Cost and Source	
Executing Agency (EA):	MINISTRY OF EDUCATION				
Sector:	EDUCATION				
Loan Number(s):	1695/OC-BH	Current Approved Amount:	13.372.445,58	Original IDB:	18.000.000,00
Stage:	Approved	Disbursed Amount to Date:	5.235.846,44	Current IDB:	13.372.445,58
Operation Type:	INV - Investment	% Disbursed:	39,15	Pari-passu:	70,04
Related Operation(s):		Balance:	8.136.599,14	Co-Financing/Country:	4.500.000,00
Operation Subtype:	PFM - Multi-Phase Lending Project			Original Estimate:	22.500.000,00
				Amortization Period (months):	192

Project Environmental and Social Impact Category	Reformulation	Validation
Project Environmental and Social Impact Category: B	(X) Was the objective(s) of this project reformulated?	Validated by Division Chief: Apr 29, 2011 Validated by Country Representative: Apr 29, 2011



Accumulated Progress as of 2010



PROGRESS MONITORING REPORT

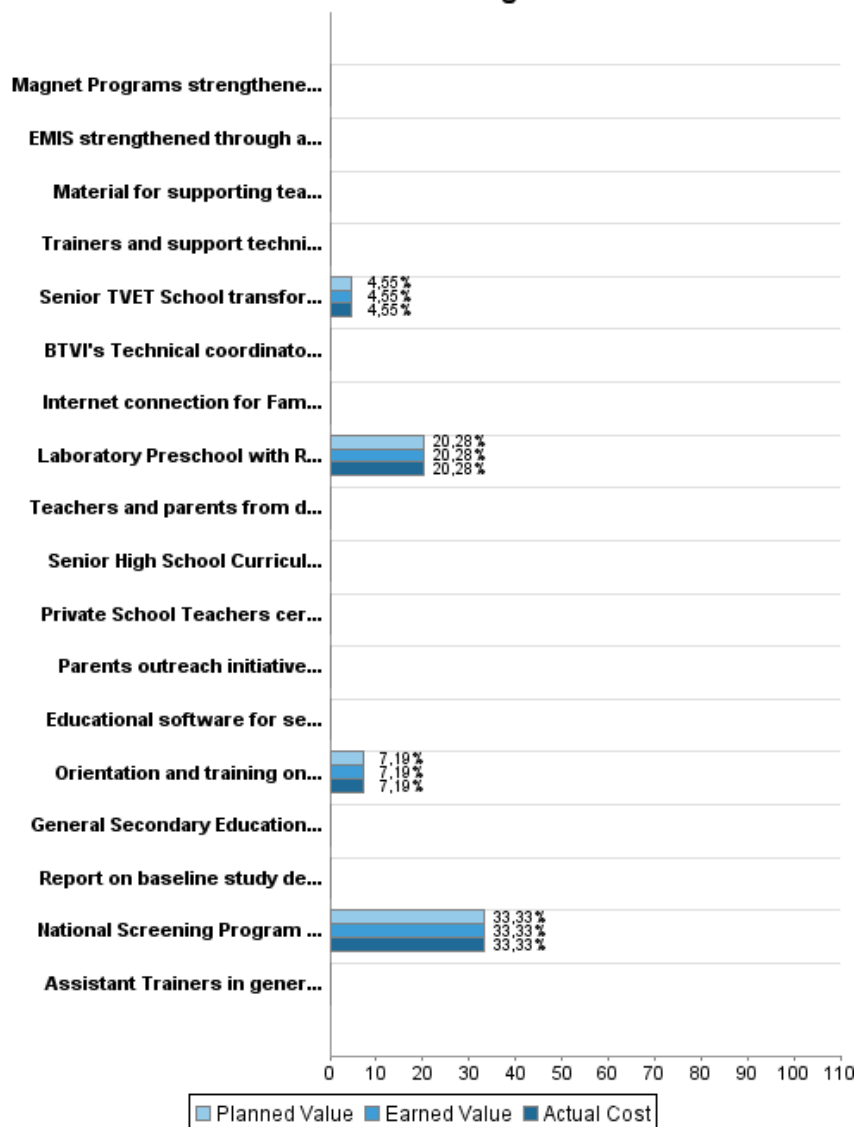
BH-L1003 - Investing in Students and Programmes for the Innovative Reform of Education
2010 2º period with closure up to(31-Mar-2011)

Inter-American Development Bank - IDB

Office of Strategic Planning and Development Effectiveness

Last Update: 28/04/2011

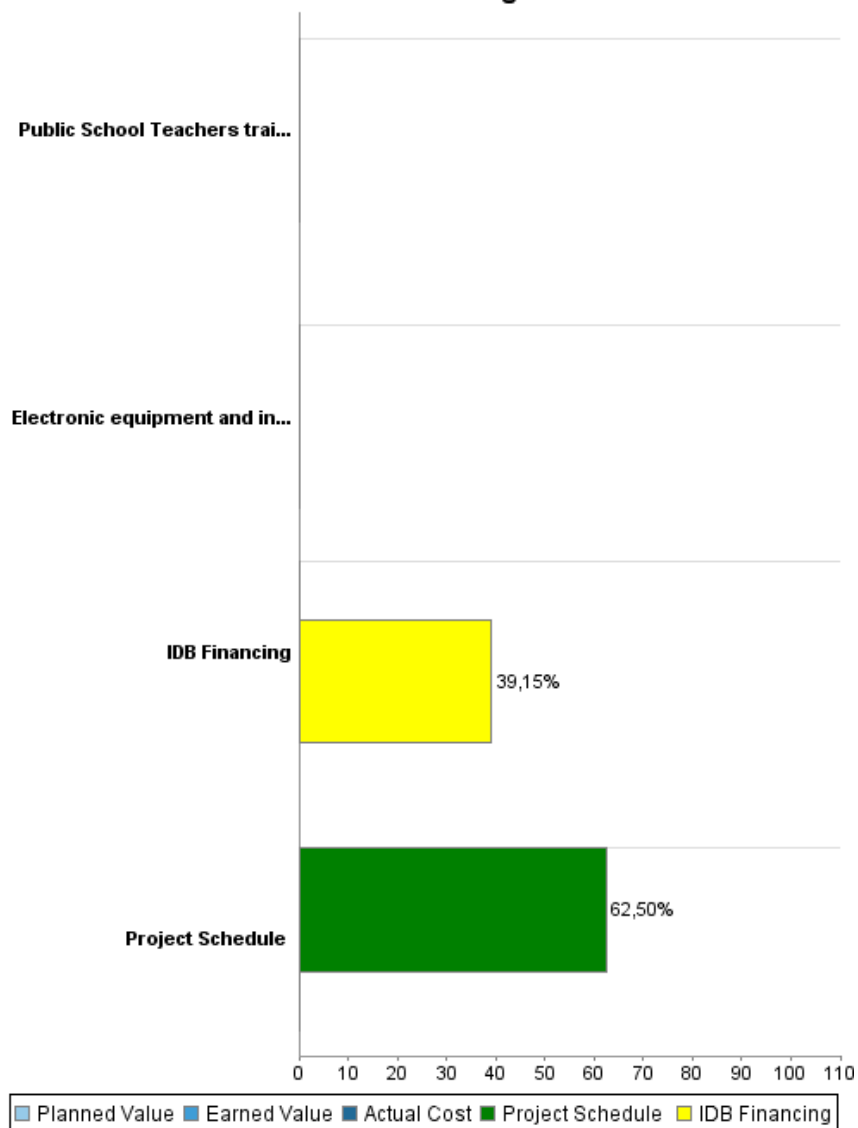
Accumulated Progress



PROGRESS MONITORING REPORT

BH-L1003 - Investing in Students and Programmes for the Innovative Reform of Education
2010 2º period with closure up to(31-Mar-2011)

Accumulated Progress



Outcomes

Outcome: National framework for technical and vocational education and training (TVET) improved

Indicator	Unit of Measure	Baseline	Baseline Year		2011	2012	2013	End of project
% Teachers applying new standards in TVET	% teachers		2010	P A	20,00	40,00	80,00	80,00

Outcome: Increased relevancy of National curricula to the need of the individuals and the society

Indicator	Unit of Measure	Baseline	Baseline Year		2011	2012	2013	End of project
Aggregate passes of high school graduates obtaining at least one career and technical certification	students	533,00	2010	P A	711,00	890,00	1.066,00	1.066,00
Transition rate from secondary to BTVI	% students	5,00	2010	P A	5,00	6,00	7,00	7,00

Outcome: Integrated approach to Information Communication Technology provided to increase efficiency and effectiveness of the administrative process and support and enhance educational programmes

Indicator	Unit of Measure	Baseline	Baseline Year		2011	2012	2013	End of project
Public schools with operational e-literacy in core courses	% schools	20,00	2010	P A	30,00	40,00	50,00	50,00

Outcome: Learning opportunities provided at BTVI enable individuals to be globally competitive and economically independent

Indicator	Unit of Measure	Baseline	Baseline Year		2011	2012	2013	End of project
Student completion rate for construction and IT courses	% students	25,00	2010	P A	27,00	30,00	35,00	35,00

Outcome: Quality of Early Childhood Education programs improved

Indicator	Unit of Measure	Baseline	Baseline Year		2011	2012	2013	End of project
Regulations/ National Standards to preschool legislation implemented and distributed to stakeholders	% accomplished		2010	P A	25,00	60,00	100,00	100,00

Outcome: School capacity strengthened in order to accommodate students with a wide range of special needs

Indicator	Unit of Measure	Baseline	Baseline Year		2011	2012	2013	End of project
An increase in the number of teachers equipped with strategies that will reach the learning needs of all students in demonstration schools.	Teachers	5,00	2010	P A	75,00	141,00		141,00

PROGRESS MONITORING REPORT

BH-L1003 - Investing in Students and Programmes for the Innovative Reform of Education
2010 2° period with closure up to(31-Mar-2011)

Inter-American Development Bank - IDB

Office of Strategic Planning and Development Effectiveness
Last Update: 28/04/2011

An increase in the number of teachers and officials sensitized on special education in all public schools	Teachers and Officials	141,00	2010	P	774,00	1.407,00	2.040,00	2.040,00
				A				
Early identification and remediation of 100% of preschoolers and first grade students with special needs completed by the end of the program	students		2010	P	5.870,00	11.740,00	17.610,00	17.610,00
				A				

Outputs: 2010 Annual Physical and Financial Progress 2010

Description	Unit of Measure	Physical				Financial			
		Planned	Actual	Accumulated units	EOP units	Planned	Actual	Accumulated costs	EOP costs
National Framework for Technical Education & Vocational Training									
NWDC established and operational	Staff				3,00				319.000,00
NWDC and Private sector established a working relationship (to adapt CANTA standards for certain trades)	Trades with standards				10,00				45.000,00
Senior TVET School transformed to a Career Academy through refurbishing existing facilities completed.	School		1,00		1,00		50.000,00		1.100.000,00
General Secondary Education curricula for Math, Science and Language reviewed and approved	curriculum				1,00				282.000,00
Senior High School Curriculum for Hospitality, Business/ ICT Studies, and Technical Studies (construction) developed and approved	Curriculum				1,00				108.000,00
Magnet Programs strengthened and maintained	Schools				6,00				760.000,00
Technology Coordination Unit (TCU) created and operational	Coordination Unit				1,00				239.000,00
TCU specialists in ICT appointed	Staff				3,00				366.000,00
Computer Labs for ICT (Technology upgrade for secondary schools) installed.	Computer labs				38,00				1.156.400,00
Internet connection for Family Island Schools	Conection				1,00				100.000,00
Subject Labs purchased and installed in 27 schools at the end of the program	Subject labs				81,00				372.680,00
Material for supporting teaching techniques for ICT developed	% Software				100,00				105.000,00
Master Trainers/facilitators in institutional management techniques trained	Teachers				15,00				92.890,00
Assistant Trainers in general and subject specific teaching techniques trained	Teachers				70,00				123.870,00
Trainers and support technicians certified in Digital Literacy	Teachers				25,00				33.750,00
Education Portal created and operational	Portal				1,00				258.250,00
Educational software for secondary education purchased and integrated into the portal	% Software packages installed				100,00				519.000,00
BTVI organizational structure and capacity for Administration and Students Support expanded	Staff				9,00				682.000,00

PROGRESS MONITORING REPORT

BH-L1003 - Investing in Students and Programmes for the Innovative Reform of Education
2010 2º period with closure up to(31-Mar-2011)

Inter-American Development Bank - IDB

Office of Strategic Planning and Development Effectiveness

Last Update: 28/04/2011

Description	Unit of Measure	Physical				Financial			
		Planned	Actual	Accumulated units	EOP units	Planned	Actual	Accumulated costs	EOP costs
Certificate and diploma programs within BTVI in response to immediate and future needs in the trades, construction technology, IT and business office	% Procured				100,00				200.000,00
"Bridge Program" developed and implemented	Program				1,00				10.000,00
Support and Students Service at BTVI equipped with computers, software and periodicals	Student Services		1,00		1,00				173.600,00
BTVI's Technical coordinators and Instructors contracted	Coordinators and Instructors				5,00				556.000,00
Investing in the Future									
Public consultation on quality standards for preschool launched	Launching				1,00				55.000,00
Laboratory Preschool with Resource Centre established	Preschool		1,00		1,00		22.155,00		109.240,00
Report on baseline study developed and approved	Study				1,00				48.050,00
Private School Teachers certified with the Government Assisted Program (GAP)	Teachers		200,00		200,00				400.000,00
Public School Teachers trained as trainers	Teachers				50,00				23.700,00
Parents outreach initiative accomplished for Family Islands	Outreach program				1,00				49.000,00
Legislation on Special Education approved by Parliament, and standards and policies approved by MOE	Legislation				1,00				34.750,00
Orientation and training on Legislation policy and standards in special education completed	Teachers				110,00		21.350,00		297.000,00
Teachers and parents from demonstration schools trained in inclusive education	Teachers				1.000,00				48.500,00
Electronic equipment and instructional materials in Inclusive Education for Demonstration Schools provided	Schools				5,00				122.000,00
Special Education Unit fully equipped and functional	Procurement				1,00				12.325,00
National Screening Program for preschool children performed yearly	Screening		1,00		3,00		15.333,00		46.000,00
Preschool teachers trained in carrying out screening and parents to use support materials	Teachers				1.000,00				77.700,00
Baseline study conducted for Inclusive Education	Study				1,00				22.400,00
Administration									
Strengthening Sector Management									

PROGRESS MONITORING REPORT

BH-L1003 - Investing in Students and Programmes for the Innovative Reform of Education
2010 2º period with closure up to(31-Mar-2011)

Inter-American Development Bank - IDB

Office of Strategic Planning and Development Effectiveness

Last Update: 28/04/2011

Description	Unit of Measure	Physical				Financial			
		Planned	Actual	Accumulated units	EOP units	Planned	Actual	Accumulated costs	EOP costs
Education Management Information System (EMIS) Intranet development.	System				1,00				211.650,00
Central database designed and implemented	Data base				1,00				120.000,00
EMIS strengthened through additional personnel	Staff				4,00				536.000,00
Technical staff of the MOE strengthened in Monitoring and Evaluation	Staff				1,00				72.200,00
Midterm and summative evaluations performed	Evaluation				2,00				71.500,00
Monitoring and Evaluation Unit equipped with new personnel	Staff				3,00				135.000,00
Costs from prior to restructuring									
TOTAL							108.838,00		10.094.455,00