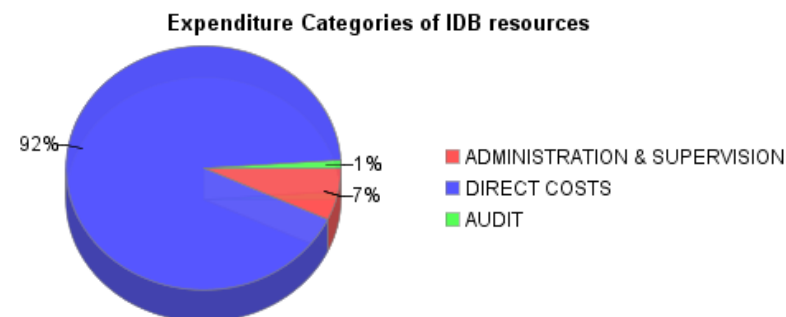
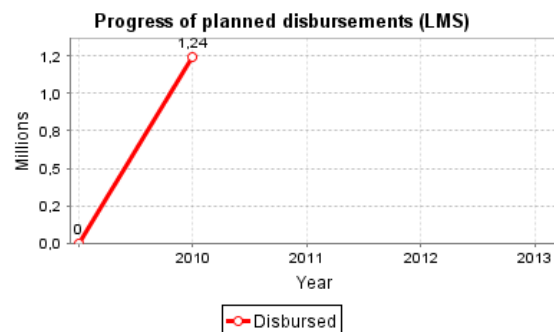
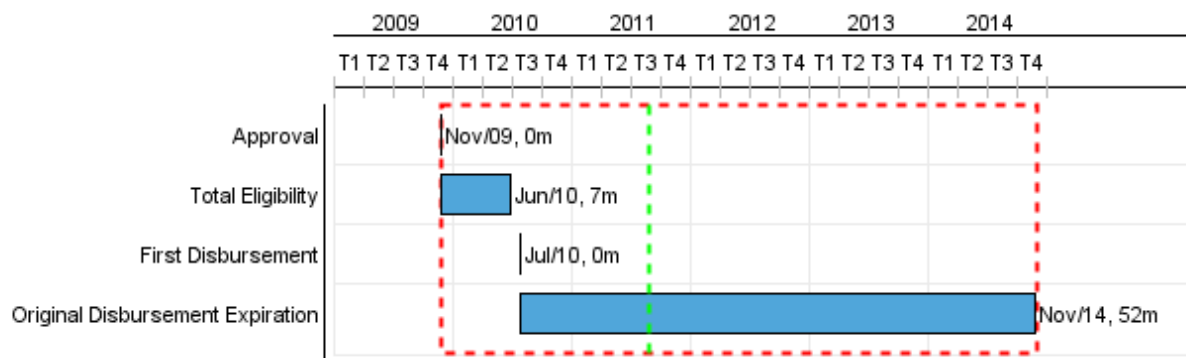


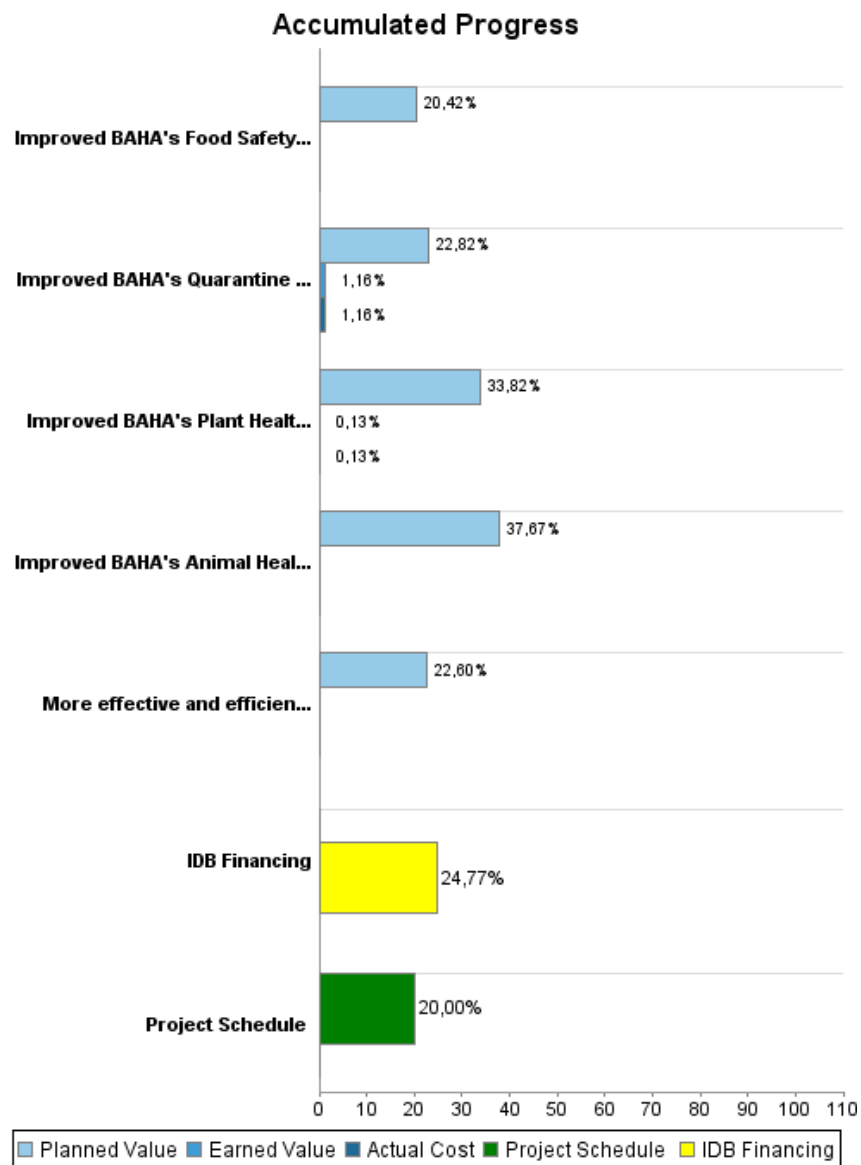
Summary Report

Basic Data		Available Funds (US\$)		Total Cost and Source	
Executing Agency (EA):	MINISTRY OF AGRICULTURE AND FISHERIES				
Sector:	AGRICULTURE AND RURAL DEVELOPMENT-AGRICULTURAL AND ANIMAL HEALTH				
Loan Number(s):	2220/OC-BL	Current Approved Amount:	5.000.000,00	Original IDB:	5.000.000,00
Stage:	Approved	Disbursed Amount to Date:	1.238.681,36	Current IDB:	5.000.000,00
Operation Type:	INV - Investment	% Disbursed:	24,77	Pari-passu:	100,00
Related Operation(s):	BL-P1024	Balance:	3.761.318,64	Co-Financing/Country:	500.000,00
Operation Subtype:	ESP - Specific Investment Operation			Original Estimate:	5.500.000,00
				Amortization Period (months):	234

Project Environmental and Social Impact Category	Reformulation	Validation
Project Environmental and Social Impact Category: B	() Was the objective(s) of this project reformulated?	Validated by Division Chief: Apr 20, 2011 Validated by Country Representative: Apr 20, 2011



Accumulated Progress as of 2010



Outcomes

Outcome:	Gap in agricultural productivity between Belize and the average of other Central American countries disappeared
Comments:	The system does not allow to establish a correlation with the country strategy.

Indicator	Unit of Measure	Baseline	Baseline Year		2008	2009	2010	2011	2012	Accumulated 2013 - 2015	End of project
Yield of (product 1) - See ISSUES section	TM/ha	1.000,00	2010	P A							1.500,00
Production costs for (product 2) - See ISSUES section	Us\$/TM	20.000,00	2010	P A							16.000,00

Outcome:	The state of Agricultural Health in Belize is maintained or improved
-----------------	--

Indicator	Unit of Measure	Baseline	Baseline Year		2008	2009	2010	2011	2012	Accumulated 2013 - 2015	End of project
Free status for (i) Medfly (ii) Classical Swine Fever (iii) Foot and Mouth Disease (iv) Avian Influenza maintained	Free status	4,00	2009	P A		4,00	4,00 4,00	4,00	4,00	8,00	4,00
Free status for White Spot Shrimp Disease and Yellow Head in Shrimp and Control status for Bovine Spongiform Encephalopathy recognized	Free status		2009	P A						3,00	3,00
Confiscation of exported agricultural products	Annual confiscations	10,00	2010	P A							2,00
Appearance of new exotic pest / disease in the country	New pest / disease		2010	P A							0,00
Prevalence of Bovine and Canine Rabies	Cases	6,00	2009	P A		6,00	4,00			3,00	3,00
Prevalence of Newcastle disease	Districts with outbreaks	4,00	2008	P A	4,00		4,00			1,00	1,00

Outcome:	Access to export markets is increased
Comments:	The system does not allow to establish a correlation with the country strategy.

Indicator	Unit of Measure	Baseline	Baseline Year		2008	2009	2010	2011	2012	Accumulated 2013 - 2015	End of project
Phytosanitary and Food Safety exporting protocols maintained for major plant products exports (papaya, bean, corn, lime, orange, concentrate)	Number of protocols	6,00	2009	P A		6,00	2,00			6,00	6,00
Phytosanitary and Food Safety exporting protocols for non-traditional plant products exports	Number of new approved protocols		2009	P A						2,00	2,00
Hazard Analysis Critical Control Point (HACCP certified	4,00	2010	P			4,00	3,00	4,00	6,00	17,00

PROGRESS MONITORING REPORT

BL-L1009 - Agricultural Services Program
2010 2° period with closure up to(31-Mar-2011)

Inter-American Development Bank - IDB

Office of Strategic Planning and Development Effectiveness

Last Update: 20/04/2011

HACCP) certified processing plants (fish, shrimp, poultry, meat, hot pepper) increased	plants			A			4,00				
Requirements by Mexico for the export of cattle fulfilled	Requirements		2010	P				2,00	3,00	8,00	13,00
				A							

Outputs: 2010 Annual Physical and Financial Progress 2010

Description	Unit of Measure	Physical				Financial			
		Planned	Actual	Accumulated units	EOP units	Planned	Actual	Accumulated costs	EOP costs
Applied Agricultural Production Innovation									
More effective and efficient Agricultural and Livestock Production Techniques developed	New production techniques				15,00	395.500,00			1.750.000,00
Plant, Animal and Food Safety Risk Management									
Improved BAHA's Plant Health Service	Service operating at 80 % according to the IICA PVS evaluation methodology				1,00	208.000,00	800,00		615.000,00
Improved BAHA's Animal Health Service	Service operating at 70 % according to the OIE PVS evaluation methodology				1,00	304.000,00			807.000,00
Improved BAHA's Food Safety Service	Service operating at 82 % according to the IICA PVS evaluation methodology)				1,00	117.000,00			573.000,00
Improved BAHA's Quarantine Service	Service operating at 74 % according to IICA PVS evaluation methodology				1,00	149.500,00	7.622,00		655.000,00
Administration - Evaluation - Audit - Others									
TOTAL						1.174.000,00	8.422,00		4.400.000,00