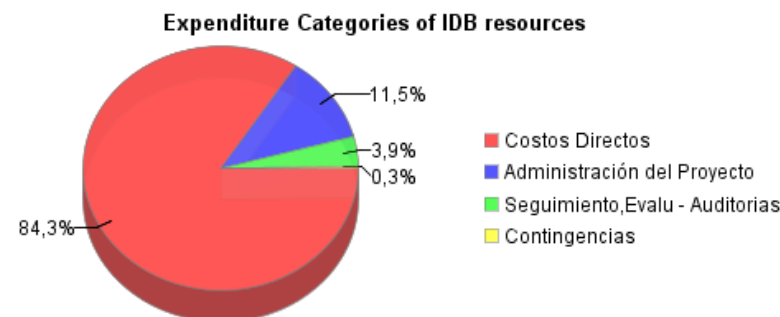
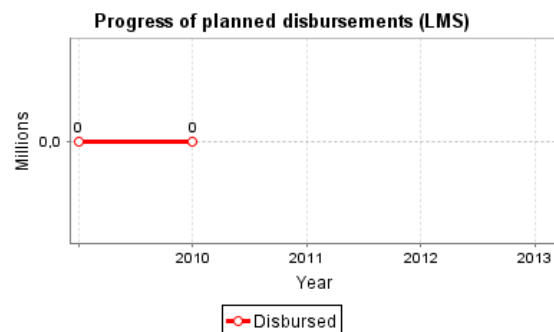
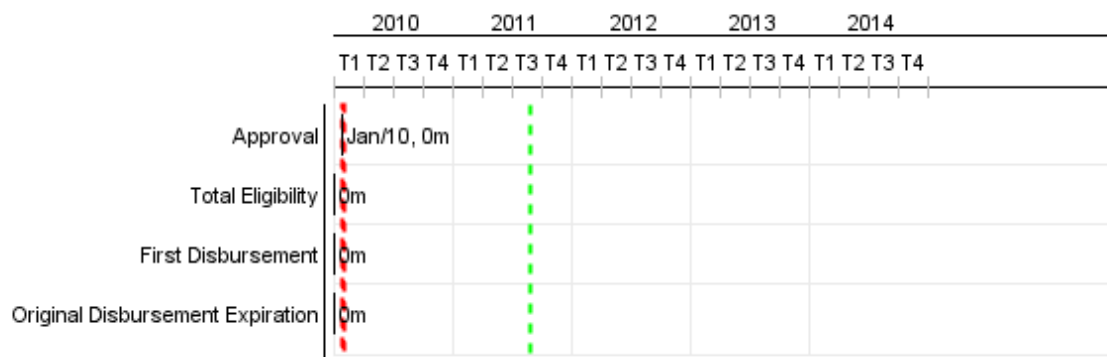


Summary Report

| Basic Data | | Available Funds (US\$) | | Total Cost and Source | |
|------------------------|--|---------------------------|--------------|-------------------------------|--------------|
| Executing Agency (EA): | Empresa Misicuni | | | | |
| Sector: | ENVIRONMENT AND NATURAL DISASTERS-ENVIRONMENTAL PROGRAMS | | | | |
| Loan Number(s): | 2241/BL-BO | Current Approved Amount: | 5.000.000,00 | Original IDB: | 5.000.000,00 |
| Stage: | Approved | Disbursed Amount to Date: | | Current IDB: | 5.000.000,00 |
| Operation Type: | INV - Investment | % Disbursed: | | Pari-passu: | |
| Related Operation(s): | RG-P1400 | Balance: | 5.000.000,00 | Co-Financing/Country: | |
| Operation Subtype: | ESP - Specific Investment Operation | | | Original Estimate: | 5.000.000,00 |
| | | | | Amortization Period (months): | 282 |

| Project Environmental and Social Impact Category | Reformulation | Validation |
|---|--|--|
| Project Environmental and Social Impact Category: B | () Was the objective(s) of this project reformulated? | Validated by Division Chief: Mar 28, 2011 Validated by Country Representative: Apr 19, 2011 |



Accumulated Progress as of 2010



Outcomes

Outcome: Cuenca de Misicuni conservada y protegida

| Indicator | Unit of Measure | Baseline | Baseline Year | | 2013 | 2014 | End of project |
|--|-----------------|----------|---------------|--------|------|-------|----------------|
| Area de la cuenca con medidas de conservación de suelos y regulación del agua de escorrentía aplicadas | Porcentaje | | 2010 | P A | 7,50 | 15,00 | 15,00 |

Outcome: Cuenca manejada sosteniblemente

| Indicator | Unit of Measure | Baseline | Baseline Year | | 2013 | 2014 | End of project |
|---|-----------------|----------|---------------|--------|------|-------|----------------|
| Comunidades que cuentan con proyectos económicos piloto con conservación de suelos y aguas en 50 % de las áreas productivas | Comunidades | | 2010 | P A | 2,00 | 8,00 | 8,00 |
| Hogares que han incorporado nuevas actividades productivas | % | | 2010 | P A | 5,00 | 10,00 | 10,00 |

Outcome: Agricultores con acceso a mejores servicios e inversiones agrícolas

| Indicator | Unit of Measure | Baseline | Baseline Year | | 2013 | 2014 | End of project |
|--|-----------------|----------|---------------|--------|--------|------|----------------|
| Indígenas con acceso a mejores servicios e inversiones agrícolas | Persona | | 2010 | P A | 700,00 | | 1.400,00 |

Outputs: 2010 Annual Physical and Financial Progress 2010

| Description | Unit of Measure | Physical | | | | Financial | | | |
|---|-----------------|----------|--------|-------------------|-----------|-----------|--------|-------------------|---------------------|
| | | Planned | Actual | Accumulated units | EOP units | Planned | Actual | Accumulated costs | EOP costs |
| Obras de conservación y protección de la cuenca | | | | | | | | | |
| Cárcavas estabilizadas | ha | | | | 358,00 | | | | 285.711,00 |
| Taludes de cárcavas estabilizadas | ha | | | | 28,00 | | | | 653.906,00 |
| Áreas degradadas intervenidas | ha | | | | 115,00 | | | | 182.000,00 |
| Obras de control hidráulico para el manejo de agua de escorrentía | ha | | | | 73,30 | | | | 346.002,00 |
| Obras de protección de hábitats prioritarios | | | | | | | | | |
| Plantaciones con especies nativas en zonas de alta pendiente | ha | | | | 100,00 | | | | 150.000,00 |
| Medidas de conservación de suelos y aguas | | | | | | | | | |
| Medidas de conservación de suelos y aguas aplicadas | ha | | | | 145,00 | | | | 900.000,00 |
| Recuperación de bofedales | | | | | | | | | |
| Bofedales recuperados | bofedal | | | | 2,00 | | | | 760.000,00 |
| Pesca y piscicultura | | | | | | | | | |
| Proyectos piloto de pesca y piscicultura en operación | proyecto | | | | 2,00 | | | | 290.000,00 |
| Carpas solares | | | | | | | | | |
| Proyectos piloto de producción de hortalizas en carpas solares en operación | proyecto | | | | 3,00 | | | | 645.000,00 |
| Apoyo institucional a la Empresa Misicuni para la ejecución del Programa | | | | | | | | | |
| Auditoría externa, monitoreo y evaluación | | | | | | | | | |
| Sistema de M&E implementado y operando | sistema | | | | 1,00 | | | | 157.000,00 |
| Imprevistos | | | | | | | | | |
| TOTAL | | | | | | | | | 4.369.619,00 |