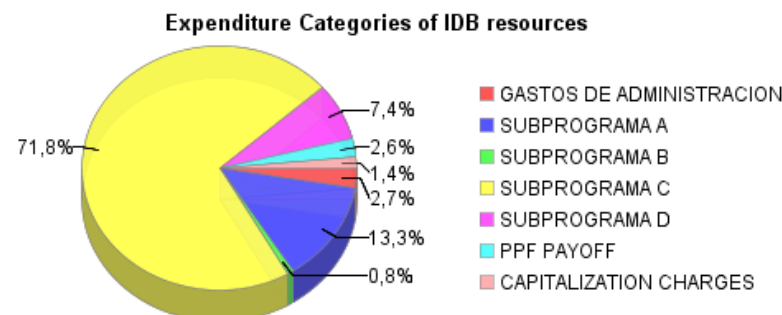
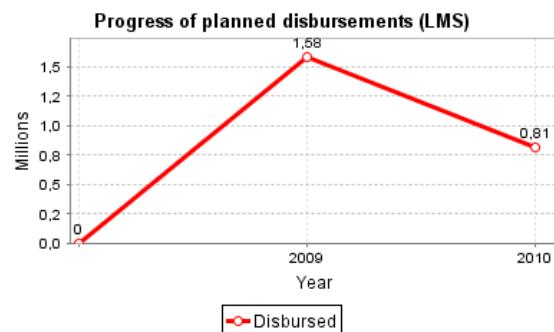
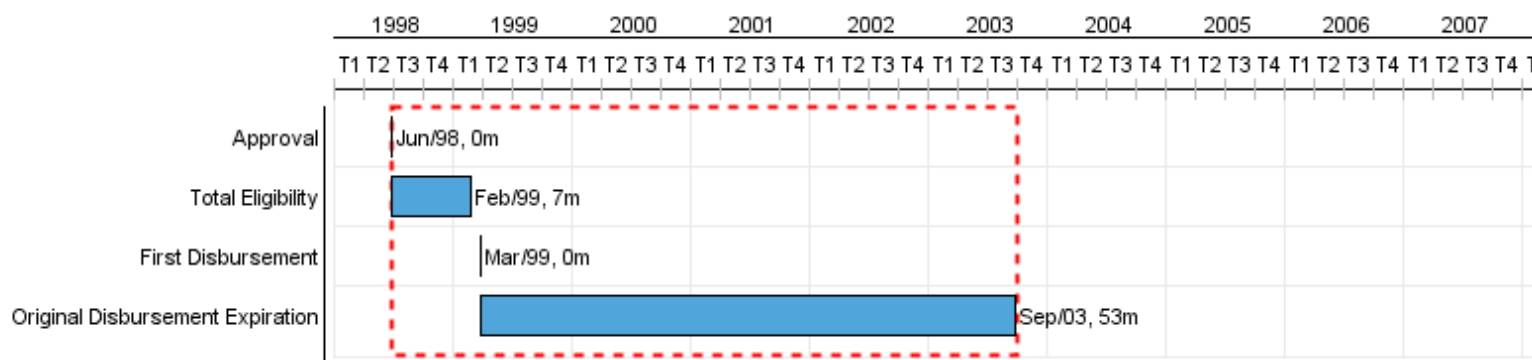


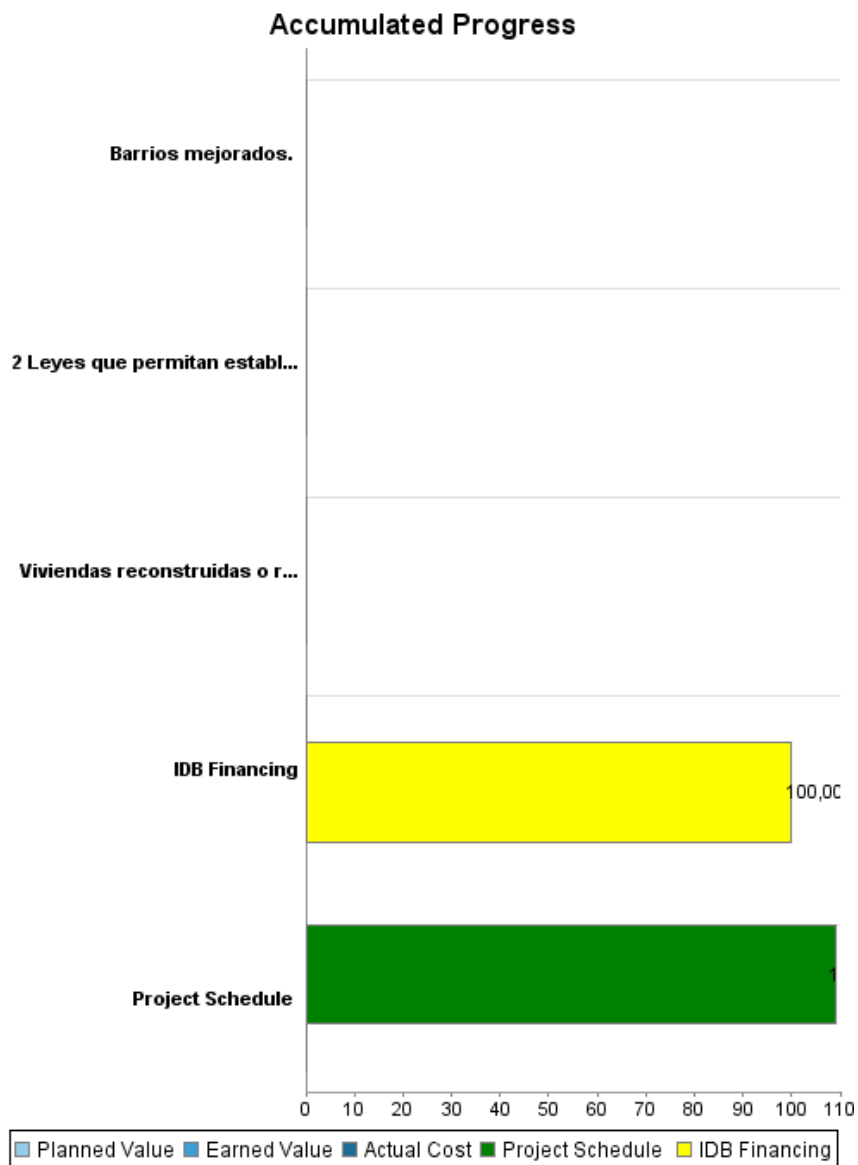
## Summary Report

| Basic Data             |  | Available Funds (US\$)    |               | Total Cost and Source         |               |
|------------------------|--|---------------------------|---------------|-------------------------------|---------------|
| Executing Agency (EA): | MINISTERIO DE VIVIENDA Y SERVICIOS BASICOS             |                           |               |                               |               |
| Sector:                | URBAN DEVELOPMENT AND HOUSING-URBAN DEVELOPMENT CREDIT |                           |               |                               |               |
| Loan Number(s):        | 1006/SF-BO   | Current Approved Amount:  | 42.067.706,19 | Original IDB:                 | 45.800.000,00 |
| Stage:                 | Approved   | Disbursed Amount to Date: | 42.067.706,19 | Current IDB:                  | 42.067.706,19 |
| Operation Type:        | INV - Investment                                       | % Disbursed:              | 100,00        | Pari-passu:                   | 100,00        |
| Related Operation(s):  | BO0026, BO0183   | Balance:                  |               | Co-Financing/Country:         | 11.000.000,00 |
| Operation Subtype:     | ESP - Specific Investment Operation                    |                           |               | Original Estimate:            | 56.800.000,00 |
|                        |  |                           |               | Amortization Period (months): | 354           |

| Project Environmental and Social Impact Category    | Reformulation  | Validation   |
|---|--|--|
| Project Environmental and Social Impact Category: B | ( ) Was the objective(s) of this project reformulated? | Validated by Division Chief: Mar 20, 2011<br>Validated by Country Representative: Apr 19, 2011 |



## Accumulated Progress as of 2010



## Outcomes

|                 |  |
|-----------------|--|
| <b>Outcome:</b> | Contribuir a elevar la situación habitacional de la población, particularmente de aquella de más bajos ingresos. |
|-----------------|--|

| Indicator  | Unit of Measure | Baseline | Baseline Year |   | 2007      | End of project |
|--|-----------------|----------|---------------|---|-----------|----------------|
| Acceso a servicios de saneamiento básico por parte de las familias beneficiarias del Programa. | Familias        |          |               | P | 23.000,00 | 0,00           |
|  |                 |          |               | A | 56.000,00 |                |

## Outputs: 2010 Annual Physical and Financial Progress 2010

| Description  | Unit of Measure | Physical |        |                   |           | Financial |        |                   |           |
|--|-----------------|----------|--------|-------------------|-----------|-----------|--------|-------------------|-----------|
|  |                 | Planned  | Actual | Accumulated units | EOP units | Planned   | Actual | Accumulated costs | EOP costs |
| <b>Sub-Programa A. Implementación de la Política de Reforma del Sector Habitacional</b>  |                 |          |        |                   |           |           |        |                   |           |
| 2 Leyes que permitan establecer una reforma legal e institucional que reduzca los costos de producción, transacción y financiamiento de la vivienda en Bolivia (en %). | Leyes           |          |        |                   | 100,00    |           |        |                   |           |
| <b>Sub-Programa C. Proyectos Integrales de Mejoramiento de Barrios.</b>  |                 |          |        |                   |           |           |        |                   |           |
| Barrios mejorados.   | Barrios         |          |        |                   | 81,00     |           |        |                   |           |
| <b>Sub-Programa D. Reconstrucción de Viviendas en zonas urbanas de Aiquile, Mizque y Totora.</b>   |                 |          |        |                   |           |           |        |                   |           |
| Viviendas reconstruidas o refaccionadas en las zonas afectadas.  | Viviendas       |          |        |                   | 1.400,00  |           |        |                   |           |
| <b>Sub-Programa B. Desarrollo del Mercado Secundario (se canceló)</b>  |                 |          |        |                   |           |           |        |                   |           |
| <b>TOTAL</b>   |                 |          |        |                   |           |           |        |                   |           |