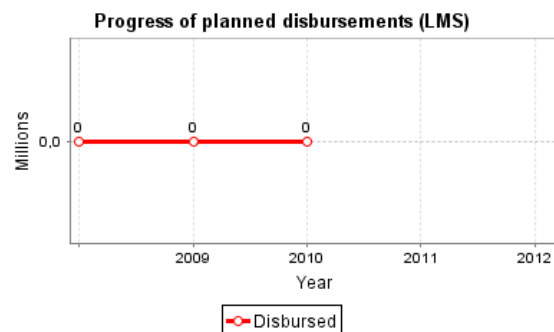
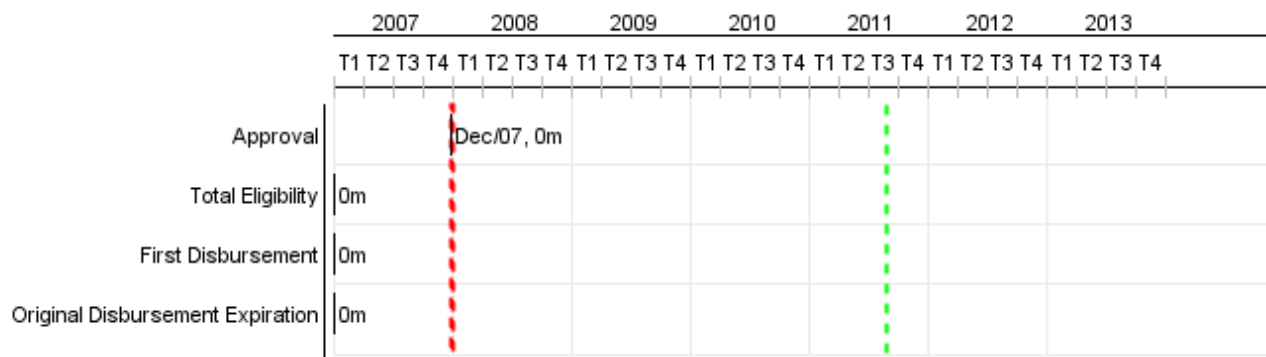


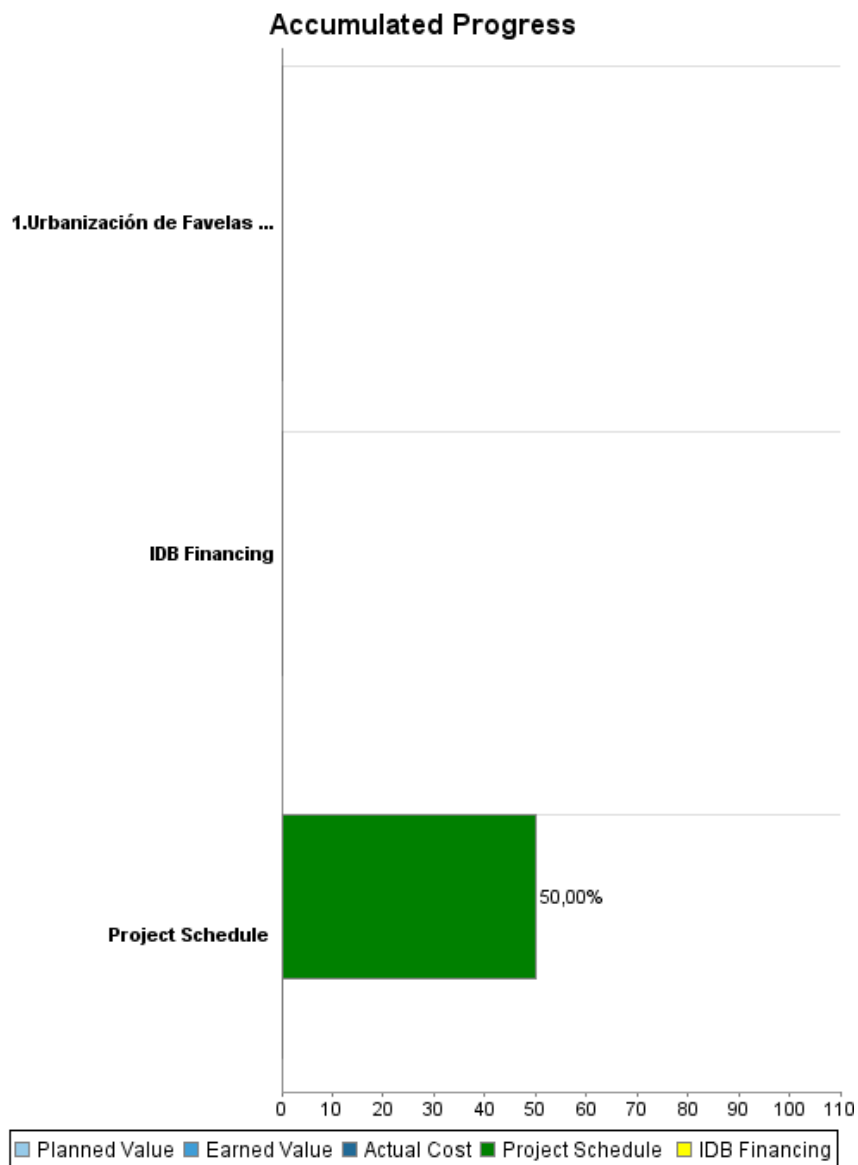
Summary Report

Basic Data		Available Funds (US\$)		Total Cost and Source	
Executing Agency (EA):	Prefeitura Municipal de Niteroi				
Sector:	URBAN DEVELOPMENT AND HOUSING-INTEGRATED URBAN DEVELOPMENT				
Loan Number(s):	1943/OC-BR	Current Approved Amount:	26.470.000,00	Original IDB:	26.470.000,00
Stage:	Approved	Disbursed Amount to Date:		Current IDB:	26.470.000,00
Operation Type:	INV - Investment	% Disbursed:		Pari-passu:	
Related Operation(s):	BR-L1043	Balance:	26.470.000,00	Co-Financing/Country:	17.660.000,00
Operation Subtype:	GOM - Global of Multiple Works Operation			Original Estimate:	44.130.000,00
				Amortization Period (months):	

Project Environmental and Social Impact Category	Reformulation	Validation
Project Environmental and Social Impact Category: B	() Was the objective(s) of this project reformulated?	Validated by Division Chief: Apr 19, 2011 Validated by Country Representative: Apr 19, 2011



Accumulated Progress as of 2010



Outcomes

Outcome: Condiciones de urbanización y acceso a servicios básicos en favelas mejoradas

Indicator	Unit of Measure	Baseline	Baseline Year		2012	2013	End of project
Valorización inmobiliaria en las favelas atendidas	R\$/ m2	19.800,00	2007	P A			29.700,00
Familias beneficiarias con situación de tenencia regularizada en las favelas atendidas	# familias		2007	P A			3.900,00
Residentes con acceso a al menos 3 servicios básicos en favelas atendidas	% de residentes	20,00	2007	P A			100,00

Outcome: Las condiciones de movilidad de la ciudad mejoradas

Indicator	Unit of Measure	Baseline	Baseline Year		2012	2013	End of project
Tiempo de desplazamiento medio de los autobuses en los corredores exclusivos / preferenciales	velocidad km.h	1,00		P A			0,85

Outcome: Zonas degradadas del Centro con uso recalificado

Indicator	Unit of Measure	Baseline	Baseline Year		2012	2013	End of project
Mínimo 3 zonas públicas degradadas recalificadas	Zonas	1,00		P A			3,00

PROGRESS MONITORING REPORT

BR-L1055 - PROCIDADES - Niterói Urban Development and Social Inclusion Program
2010 2º period with closure up to(31-Mar-2011)

Inter-American Development Bank - IDB

Office of Strategic Planning and Development Effectiveness
Last Update: 24/03/2011

Outputs: 2010 Annual Physical and Financial Progress 2010

Description	Unit of Measure	Physical				Financial			
		Planned	Actual	Accumulated units	EOP units	Planned	Actual	Accumulated costs	EOP costs
1.Urbanización de Favelas ¿ Comunidad Ciudadana									
1.Urbanización de Favelas ¿ Comunidad Ciudadana	familias				1.000,00				
2.Transporte y Movilidad Urbana									
2.Transporte y Movilidad Urbana									
Recalificación del Centro									
Recalificación del Centro									
Fortalecimiento Institucional									
Fortalecimiento Institucional									
TOTAL									