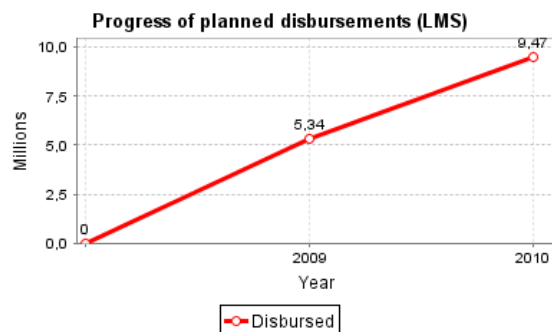
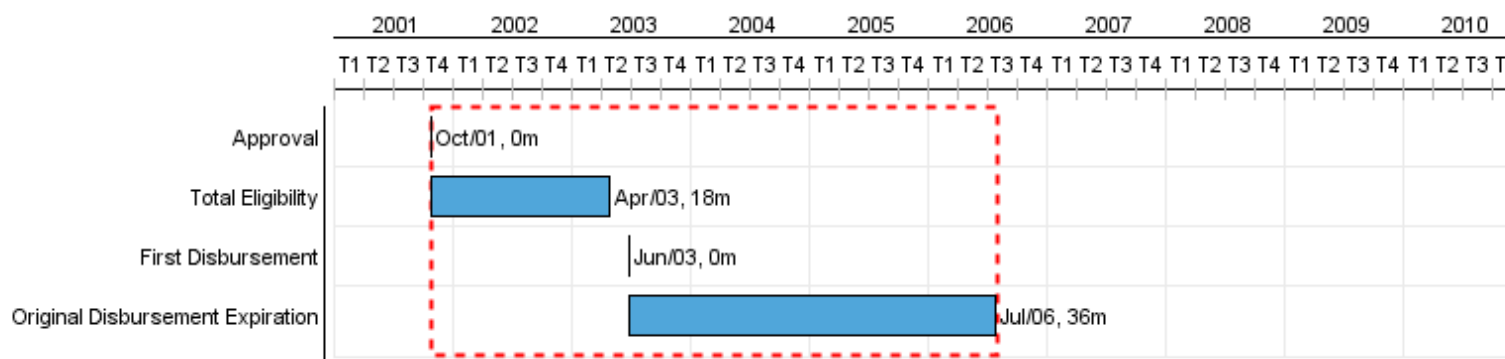


Summary Report

Basic Data		Available Funds (US\$)	Total Cost and Source
Executing Agency (EA):	COMPANHIA DESENVOLVIMENTO HABITACIONAL E URBANO DO ESTADO DE SAO PAULO		
Sector:	URBAN DEVELOPMENT AND HOUSING-HOUSING		
Loan Number(s):	1354/OC-BR-CPS;1354/OC-BR	Current Approved Amount: 23.000.000,00	Original IDB: 68.000.000,00
Stage:	Approved	Disbursed Amount to Date: 23.000.000,00	Current IDB: 23.000.000,00
Operation Type:	INV - Investment	% Disbursed: 100,00	Pari-passu: 30,94
Related Operation(s):		Balance:	Co-Financing/Country: 36.000.000,00
Operation Subtype:	PFM - Multi-Phase Lending Project		Original Estimate: 104.000.000,00
			Amortization Period (months): 240

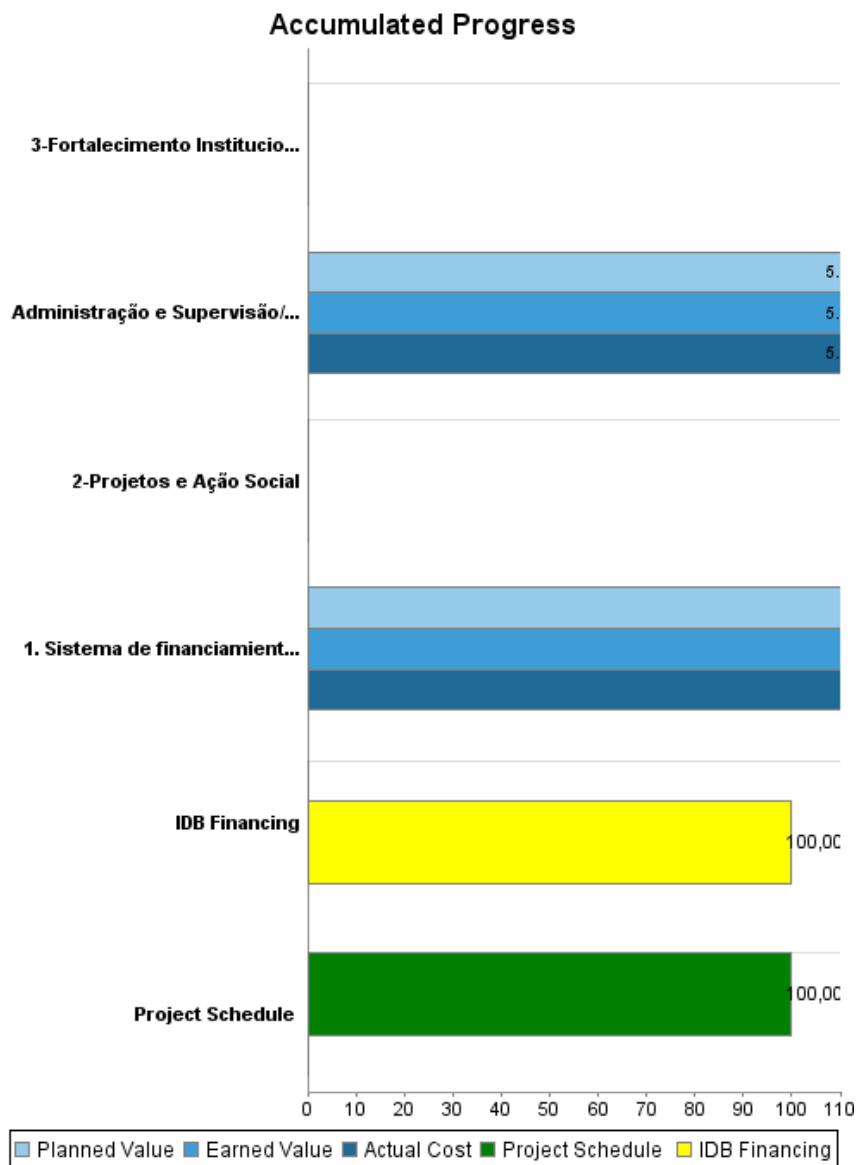
Project Environmental and Social Impact Category	Reformulation	Validation
Project Environmental and Social Impact Category: B	() Was the objective(s) of this project reformulated?	Validated by Division Chief: Mar 20, 2011 Validated by Country Representative: Apr 24, 2011



Expenditure Categories of IDB resources

Search successfully performed, but no record was found.

Accumulated Progress as of 2010



Outcomes

Outcome:	Qualidade habitacional melhorada das famílias de baixa renda moradoras em cortiços localizados nas áreas pré-identificadas do Programa, especialmente na capital.
-----------------	---

Indicator	Unit of Measure	Baseline	Baseline Year		2009	End of project
Número de famílias atendidas com certificado de subsídio e carta de crédito	Famílias			P	1.838,00	2.740,00
				A	1.538,00	
Índice de inadimplência das prestações menor que 30%	%			P	30,00	30,00
				A	41,20	

Outputs: 2010 Annual Physical and Financial Progress 2010

Description	Unit of Measure	Physical				Financial			
		Planned	Actual	Accumulated units	EOP units	Planned	Actual	Accumulated costs	EOP costs
1. Sistema de financiamento de soluções habitacionais para famílias de baixa renda.									
1. Sistema de financiamento de soluções habitacionais para famílias de baixa renda.	atendimentos	842,00	395,00		2.740,00	19.002.454,80	6.077.538,57		19.002.454,80
2-Projetos e Ação Social									
2-Projetos e Ação Social									
3-Fortalecimento Institucional									
3-Fortalecimento InstitucionalL									
4-Outros									
Administração e Supervisão/Insp.	N/A					82.299,50	59.397,59		82.299,50
TOTAL						19.084.754,30	6.136.936,16		19.084.754,30