

## PROGRESS MONITORING REPORT

CO-L1012 - First Individual Loan for the Lending Program for Public Service Providers  
2010 2º period with closure up to(31-Mar-2011)

Inter-American Development Bank - IDB

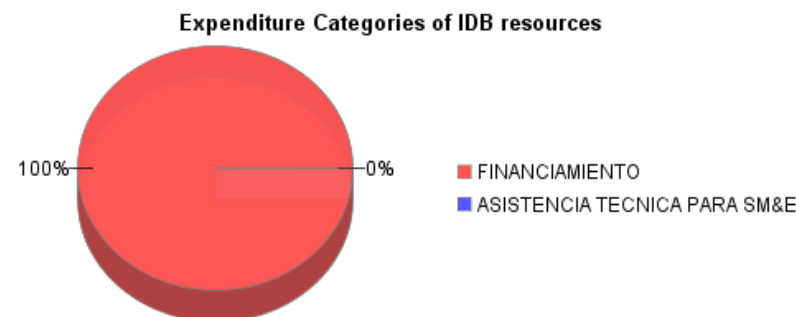
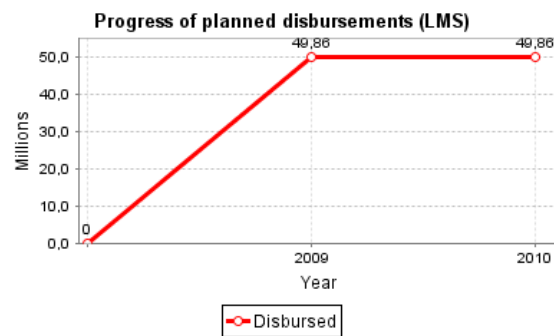
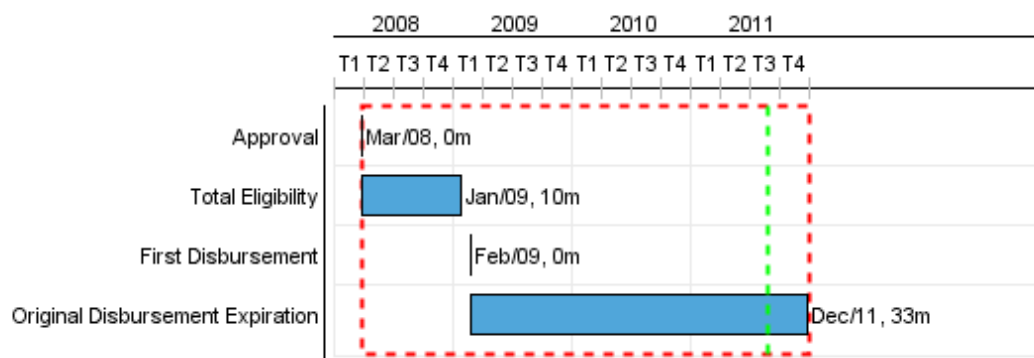
Office of Strategic Planning and Development Effectiveness

Last Update: 14/04/2011

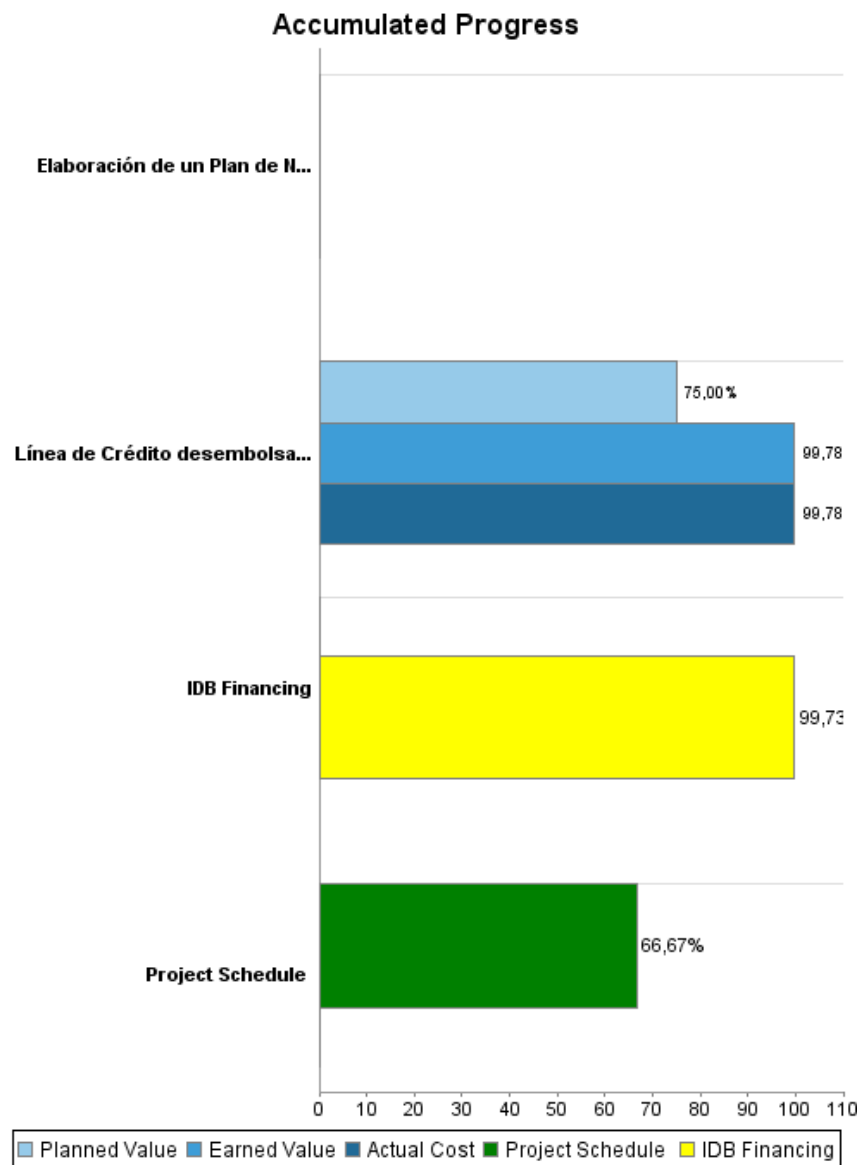
### Summary Report

Basic Data		Available Funds (US\$)		Total Cost and Source	
Executing Agency (EA):	FINANCIERA DE DESARROLLO TERRITORIAL, SAFINDETER				
Sector:	CAPITAL MARKETS-FINANCIAL MARKET DEVELOPMENT				
Loan Number(s):	1967/OC-CO	Current Approved Amount:	50.000.000,00	Original IDB:	50.000.000,00
Stage:	Approved	Disbursed Amount to Date:	49.864.393,76	Current IDB:	50.000.000,00
Operation Type:	INV - Investment	% Disbursed:	99,73	Pari-passu:	100,00
Related Operation(s):	CO-X1003, CO-L1052	Balance:	135.606,24	Co-Financing/Country:	
Operation Subtype:	CLP - Project Using a CCLIP (Conditional Credit Line Investment Projects)			Original Estimate:	50.000.000,00
				Amortization Period (months):	138

Project Environmental and Social Impact Category	Reformulation	Validation
Project Environmental and Social Impact Category: B	( ) Was the objective(s) of this project reformulated?	Validated by Division Chief: Apr 15, 2011 Validated by Country Representative: Apr 15, 2011



## Accumulated Progress as of 2010



## Outcomes

<b>Outcome:</b>	El propósito del proyecto es (i) facilitar el alargamiento de plazos de proyectos elegibles de las EPSP; (ii) mejorar en forma sostenible su acceso a financiamiento; y (iii) consolidar el rol de FINDETER como agencia de desarrollo territorial.
-----------------	---

Indicator	Unit of Measure	Baseline	Baseline Year		2008	2009	2010	2011	End of project
Incremento del ratio de cartera total de servicios públicos de Findeter sobre la cartera total de servicios públicos del sector financiero.	Percent	29,00	2006	P	29,60	29,70	29,70		29,80
				A	36,90	36,20	30,70		
Incremento de la participación de desembolsos de crédito con plazo superior a 8 años sobre los desembolsos totales de crédito de FINDETER.	Percent	6,70	2006	P	11,70	13,20	13,20		15,30
				A	38,84	37,40	36,40		
Profundización Financiera: Incremento de la participación de la cartera total de servicios públicos de FINDETER del PIB sectorial de servicios públicos.	Percent	1,50	2006	P	2,00	2,10	2,10		2,20
				A	1,89	1,83	2,03		
Subpréstamos financiados bajo la línea con recursos Bid.	Credito		2006	P					0,00
				A			31,00		

# PROGRESS MONITORING REPORT

CO-L1012 - First Individual Loan for the Lending Program for Public Service Providers  
2010 2º period with closure up to(31-Mar-2011)

Inter-American Development Bank - IDB

Office of Strategic Planning and Development Effectiveness

Last Update: 14/04/2011

## Outputs: 2010 Annual Physical and Financial Progress 2010

Description	Unit of Measure	Physical				Financial			
		Planned	Actual	Accumulated units	EOP units	Planned	Actual	Accumulated costs	EOP costs
<b>Financing</b>									
Línea de Crédito desembolsada para la financiación de empresas prestadoras de servicios públicos.	Unidad				1,00	12.493.820,00			49.975.279,00
<b>Institutional Strengthening</b>									
Elaboración de un Plan de Negocios que instrumente el Plan Estratégico 2008-2012 de FINDETER.	Unidad				1,00				24.720,00
<b>TOTAL</b>						<b>12.493.820,00</b>			<b>49.999.999,00</b>