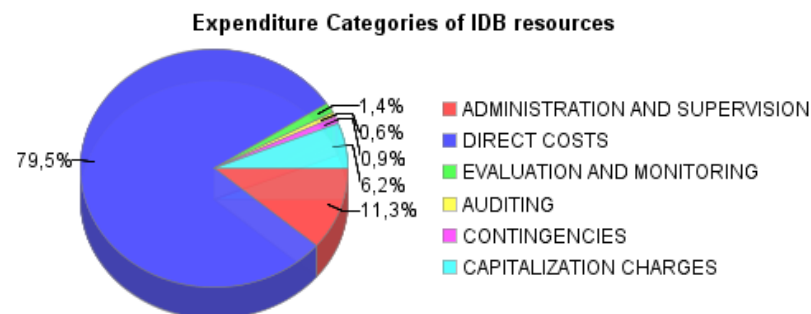
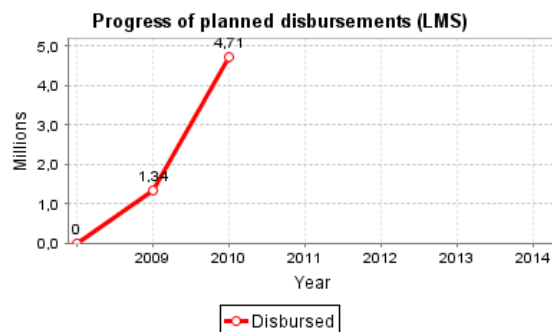
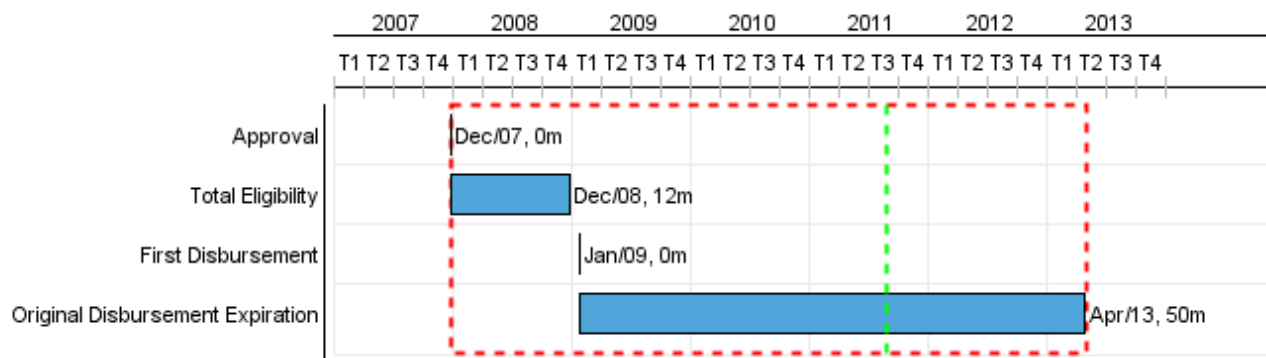


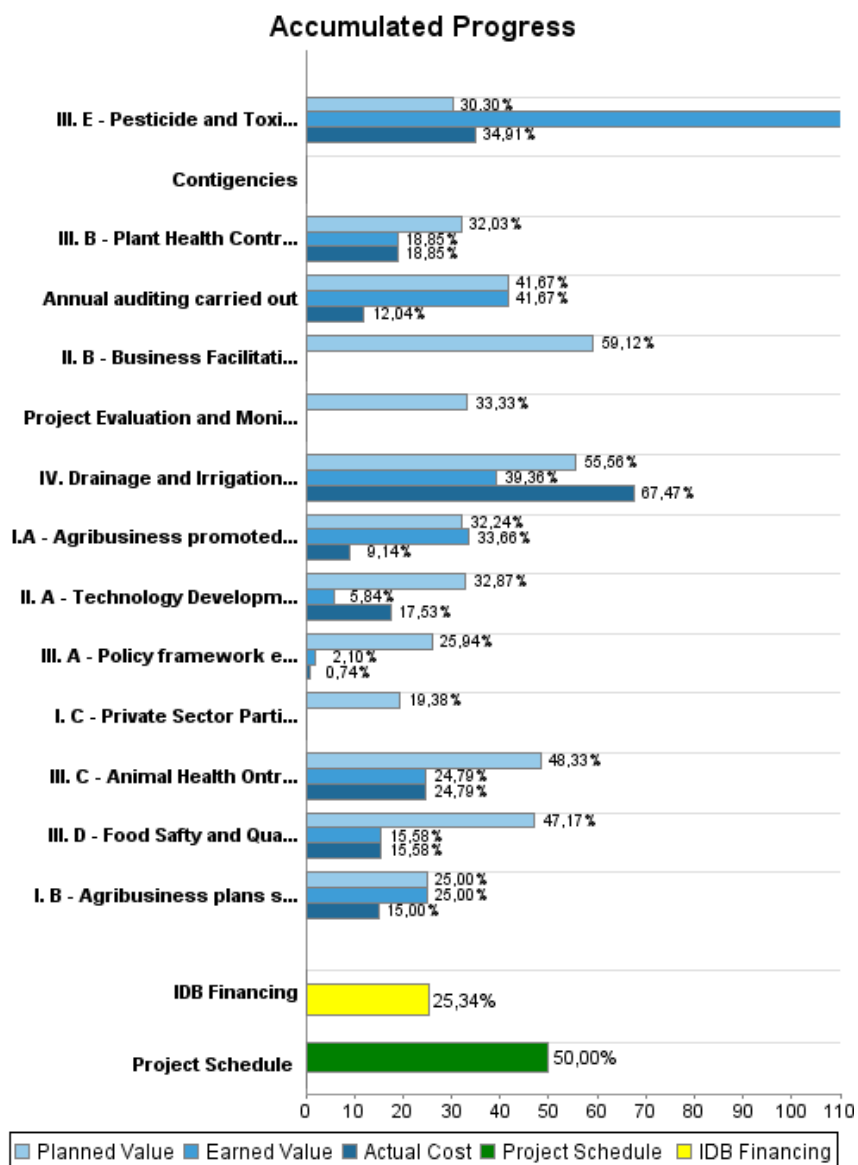
## Summary Report

Basic Data		Available Funds (US\$)		Total Cost and Source	
Executing Agency (EA):	MINISTERIO DE AGRICULTURA				
Sector:	AGRICULTURE AND RURAL DEVELOPMENT-AGROBUSINESS				
Loan Number(s):	1929/BL-GY	Current Approved Amount:	20.900.000,00	Original IDB:	20.900.000,00
Stage:	Approved	Disbursed Amount to Date:	5.296.013,53	Current IDB:	20.900.000,00
Operation Type:	INV - Investment	% Disbursed:	25,34	Pari-passu:	100,00
Related Operation(s):		Balance:	15.603.986,47	Co-Financing/Country:	1.019.000,00
Operation Subtype:	ESP - Specific Investment Operation			Original Estimate:	21.919.000,00
				Amortization Period (months):	288

Project Environmental and Social Impact Category	Reformulation	Validation
Project Environmental and Social Impact Category: B	( ) Was the objective(s) of this project reformulated?	Validated by Division Chief: Apr 13, 2011 Validated by Country Representative: Apr 13, 2011



## Accumulated Progress as of 2010



## Outcomes

<b>Outcome:</b>	Private Sector Entrepreneurship (PSE) into Agribusiness: Private initiative to increase exports of selected agro-chains fostered.
<b>Suppositions:</b>	1. Willingness to cooperate among cluster members; 2. Adequate overall business climate

Indicator	Unit of Measure	Baseline	Baseline Year		2010	End of project
Private Sector institutional arrangements for aquaculture, livestock, and fruit and vegetables clusters, consolidated.	unit		2007	P A		3,00

<b>Outcome:</b>	Agribusiness Export and Facilitation Services (AES): Public services needed to support the selected agrobusiness of productive chains strengthened.
<b>Suppositions:</b>	Infrastructure and logistic services are non-binding restrictions to increase exports.

Indicator	Unit of Measure	Baseline	Baseline Year		2010	End of project
National Agricultural Research Institut (NARI); National Dairy Development Programme (NDDP) and the Aquaculture Research Station at Mon Repos strengthened.	services		2008	P A	2,00 1,00	3,00
Procedures and systems for facilitating access to land for agribusiness investores and stard incentive regime for the sub-sectors implemented	procedures for 3 subsectors		2008	P A	3,00 1,00	3,00
Shared-facilities related to non-traditional exports implemented and operated under private-sector participation schemes	abattoir		2008	P A		1,00
Samples for trial beef exports to higher-value markets ready	yes=1; no=0		2008	P A		1,00

<b>Outcome:</b>	Agricultural Health and Food Saefety Services (AHFSS): Effectiveness of animal health, plant health and food safety units of Ministry of Agriculture and Health improved.
<b>Suppositions:</b>	1. Willingness to reach agreements by third countries 2. No political issues on raising border control measures

Indicator	Unit of Measure	Baseline	Baseline Year		2010	End of project
Country kept free from fruit fly, pink mealy bugs and foot-and mouth disease - FMD	free=1; not free= 0	1,00	2008	P A	1,00 1,00	1,00
Autonomos agricultural health agencies established and providing health services for exporters (Agricultural Health and Food Services, AHFSS)	Agencies		2008	P A		2,00
Bovine Tuberculosis (BT) and Brucelosis eradicated (Region 1, 2 and 3)	free = 1; not free = 0		2008	P A		1,00
Public awareness on good sanitary practices (ratings increased from poor to fair)	fair=1; poor=0		2008	P A		1,00

<b>Outcome:</b>	D&I Sistem Canals Polder improved
-----------------	-----------------------------------

Indicator	Unit of Measure	Baseline	Baseline Year		2010	End of project
Drainage and Irrigation infrastructure of Canal Polder D&I area rehabilitated, including primarily & secondary drainage & irrigation channels and water contro structures rehabilitated.	sistem		2008	P A		1,00
					1,00	

## Outputs: 2010 Annual Physical and Financial Progress 2010

Description	Unit of Measure	Physical				Financial			
		Planned	Actual	Accumulated units	EOP units	Planned	Actual	Accumulated costs	EOP costs
<b>I. Private Sector Entrepreneurship into Agribusiness (PSE)</b>									
I.A - Agribusiness promoted and consolidated ( PSE)	unit	3,00	3,00		20,00	800.000,00	77.311,10		2.947.000,00
I. B - Agribusiness plans supported / co-financed and implemented (PSE)	unit	4,00	4,00		28,00	500.000,00	300.000,00		2.000.000,00
I. C - Private Sector Participation in Agribusiness Facilities promoted (PSE)	heads / year				12.000,00	200.000,00			1.032.000,00
<b>II. Agribusiness Export and Facilitation Services (AES)</b>									
II. A - Technology Development and Transfer supported	unit	3,00	1,00		11,00		341.682,00		1.949.000,00
II. B - Business Facilitation System implemented and operating	Public Land Investment Opportunity Promotion System				1,00				592.000,00
<b>III. Strengthening and consolidating of agricultural health and food safety services ( AHFSS)</b>									
III. A - Policy framework established and Coordination Mecanisms operating (AHFSS)	unit	9,00	8,00		9,00	5.000,00	1.570,62		212.000,00
III. B - Plant Health Control System established and operating (AHFSS)	unit		3,00		5,00	300.000,00	294.247,56		1.561.000,00
III. C - Animal Health Ontrol System established and operating (AHFSS)	unit		3,00		5,00	500.000,00	512.943,66		2.069.000,00
III. D - Food Safty and Quality Assurance System implemented (AHFSS)	unit		3,00		6,00	300.000,00	181.616,34		1.166.000,00
III. E - Pesticide and Toxic Chemical Control Board implemented and operating (AHFSS)	unit	1,00	10,00		10,00	120.000,00	138.235,17		396.000,00
<b>IV. Drainage and Irrigation Rehabilitation (DIR)</b>									
IV. Drainage and Irrigation Sistem rehabilitated	Farmers	1,00	1,00		200,00	500.000,00	1.258.988,22		2.700.000,00
<b>Evaluation and Monitoring</b>									
Project Evaluation and Monitoring carried out	evaluation reports				2,00	50.000,00			300.000,00
<b>Contingencies</b>									
Contingencies	N/A								198.000,00
<b>Financial Costs</b>									
<b>Auditing</b>									
Annual auditing carried out	report	1,00	1,00		5,00	25.000,00	14.447,86		120.000,00
<b>Project Administration and Supervision</b>									

# PROGRESS MONITORING REPORT

GY-L1007 - Agricultural Export Diversification Program  
2010 2º period with closure up to(31-Mar-2011)

Inter-American Development Bank - IDB

Office of Strategic Planning and Development Effectiveness

Last Update: 13/04/2011

Description	Unit of Measure	Physical				Financial			
		Planned	Actual	Accumulated units	EOP units	Planned	Actual	Accumulated costs	EOP costs
TOTAL						3.300.000,00	3.121.042,53		17.242.000,00