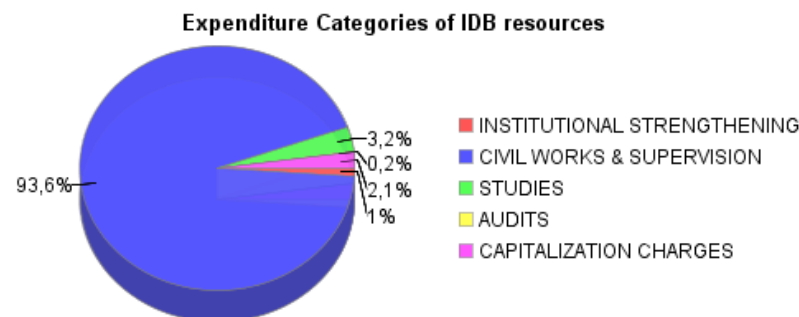
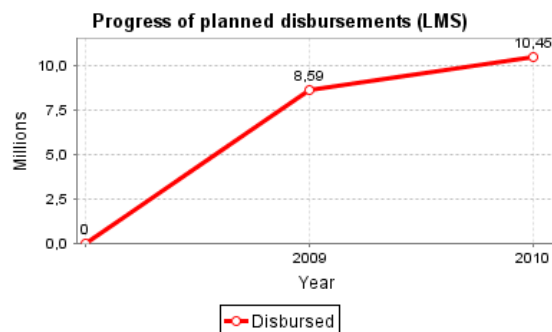
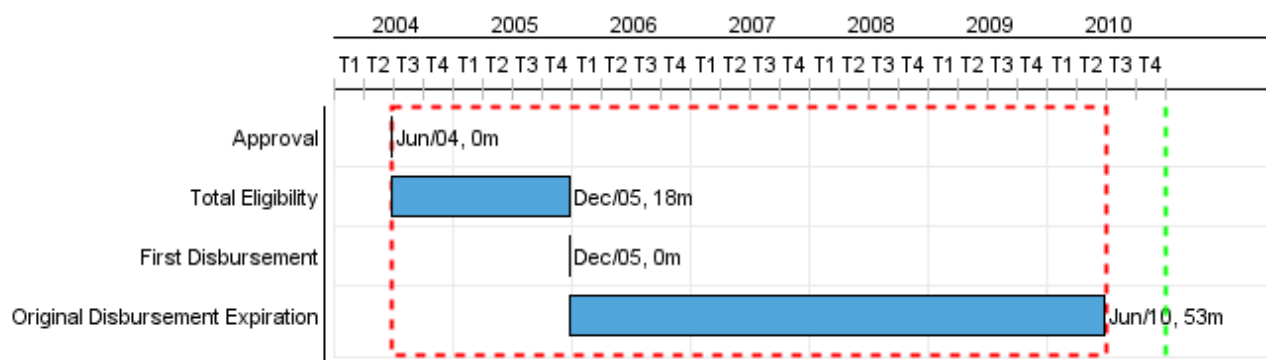


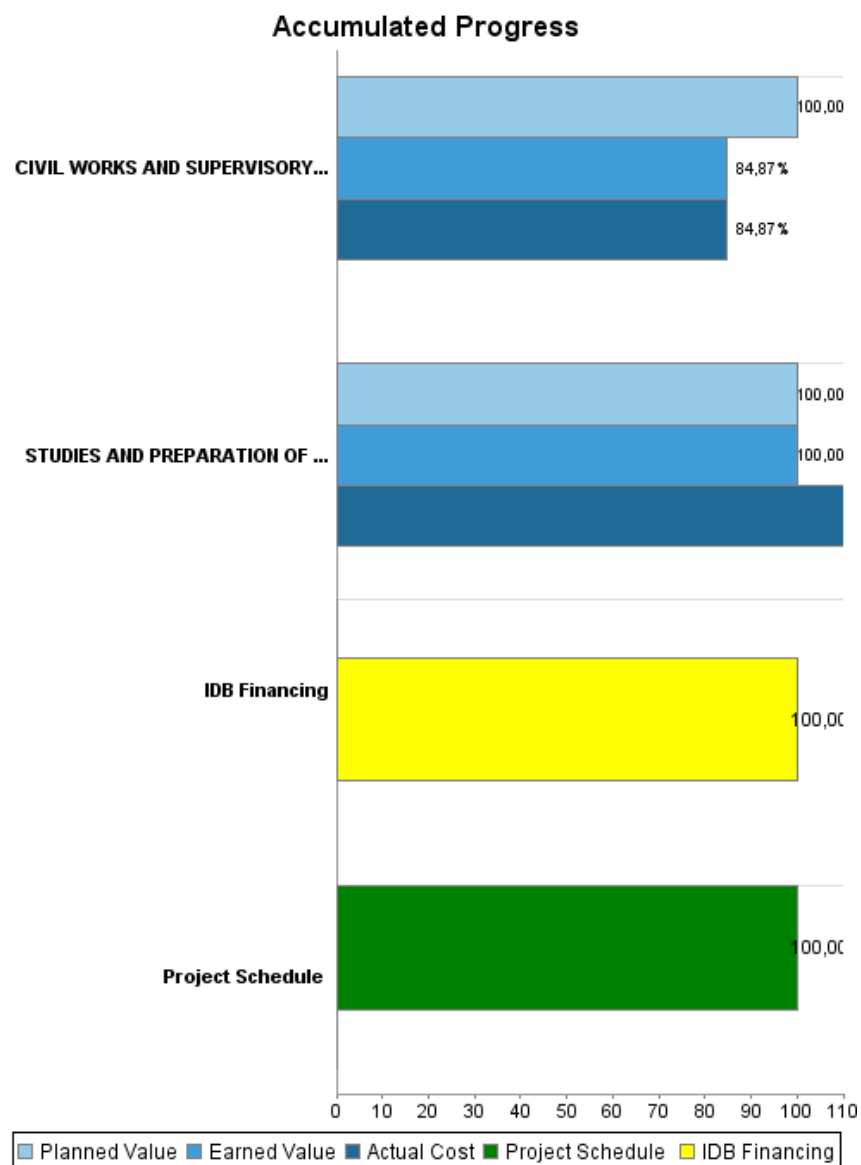
Summary Report

Basic Data		Available Funds (US\$)		Total Cost and Source	
Executing Agency (EA):	MINISTRY OF PUBLIC WORKS & COMMUNICATION				
Sector:	TRANSPORTATION-ROAD PROGRAMS				
Loan Number(s):	1554/SF-GY	Current Approved Amount:	37.211.025,53	Original IDB:	37.300.000,00
Stage:	Approved	Disbursed Amount to Date:	37.211.025,53	Current IDB:	37.211.025,53
Operation Type:	INV - Investment	% Disbursed:	100,00	Pari-passu:	100,00
Related Operation(s):		Balance:		Co-Financing/Country:	4.150.000,00
Operation Subtype:	ESP - Specific Investment Operation			Original Estimate:	41.450.000,00
				Amortization Period (months):	354

Project Environmental and Social Impact Category	Reformulation	Validation
Project Environmental and Social Impact Category: B	() Was the objective(s) of this project reformulated?	Validated by Division Chief: Apr 6, 2011 Validated by Country Representative: Apr 13, 2011



Accumulated Progress as of 2010



Outcomes

Outcome:	Reduce road user's costs and improve road safety.
-----------------	---

Indicator	Unit of Measure	Baseline	Baseline Year		2005	2006	2007	2008	2009	2010	End of project
International Roughness Index (IRI) on the NA-MC reduced after the completion of the rehabilitation works by the end of 2009	Units	6,00	2004	P A			3,80		3,00	3,00	3,00
Vehicle speed improve through urban areas, by the end of 2009	km/hr	40,00	2004	P A					90,00 100,00	50,00 50,00	50,00
Increase in AADT above 2400 vehicles per day by the end of 2009	VPD	2.400,00	2004	P A				2.401,00 3.900,00	4.802,00 7.800,00	2.401,00 3.900,00	2.401,00
Fatality reduction of 10% along the NA-MC road	Fatalities per million vehicle-km	33,00	2004	P A			20,00		29,00	29,00	29,00
Vehicles' speed improved in rural areas , by the end of 2009	km/hr	70,00	2004	P A					160,00 160,00	80,00 80,00	80,00

Outcome:	Improve institutional capacity of the MPW&C
-----------------	---

Indicator	Unit of Measure	Baseline	Baseline Year		2005	2006	2007	2008	2009	2010	End of project
Transport Sector Policy developed	%			P A	100,00	100,00 100,00					0,00

Outputs: 2010 Annual Physical and Financial Progress 2010

Description	Unit of Measure	Physical				Financial			
		Planned	Actual	Accumulated units	EOP units	Planned	Actual	Accumulated costs	EOP costs
CIVIL WORKS AND SUPERVISORY CONSULTANCY									
CIVIL WORKS AND SUPERVISORY CONSULTANCY	km				86,00	1.539.000,00	1.306.123,00		1.539.000,00
STUDIES AND PREPARATION OF DESIGNS									
STUDIES AND PREPARATION OF DESIGNS	Report	1,00	1,00		1,00	800.000,00	1.182.000,00		800.000,00
INSTITUTIONAL STRENGTHENING OF MPW&C									
INSTITUTIONAL STRENGTHENING OF MPW &C									
TOTAL						2.339.000,00	2.488.123,00		2.339.000,00