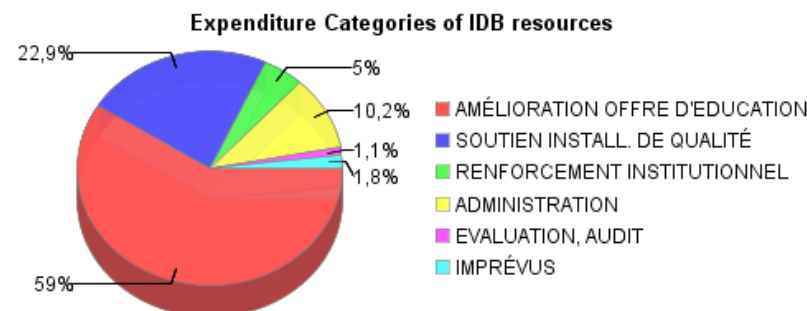
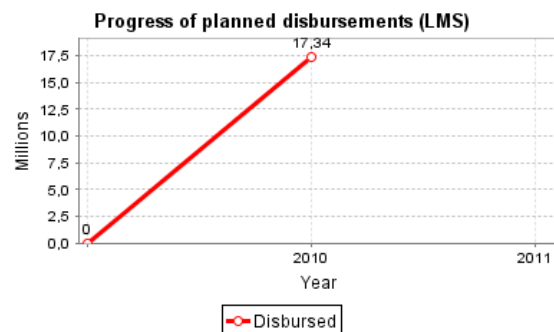
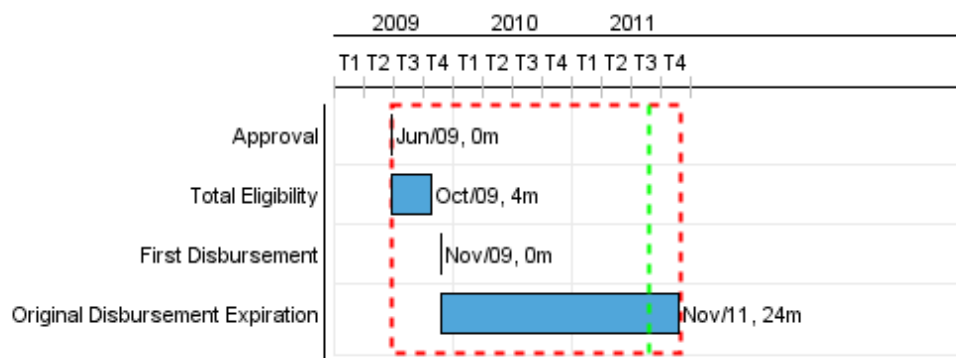


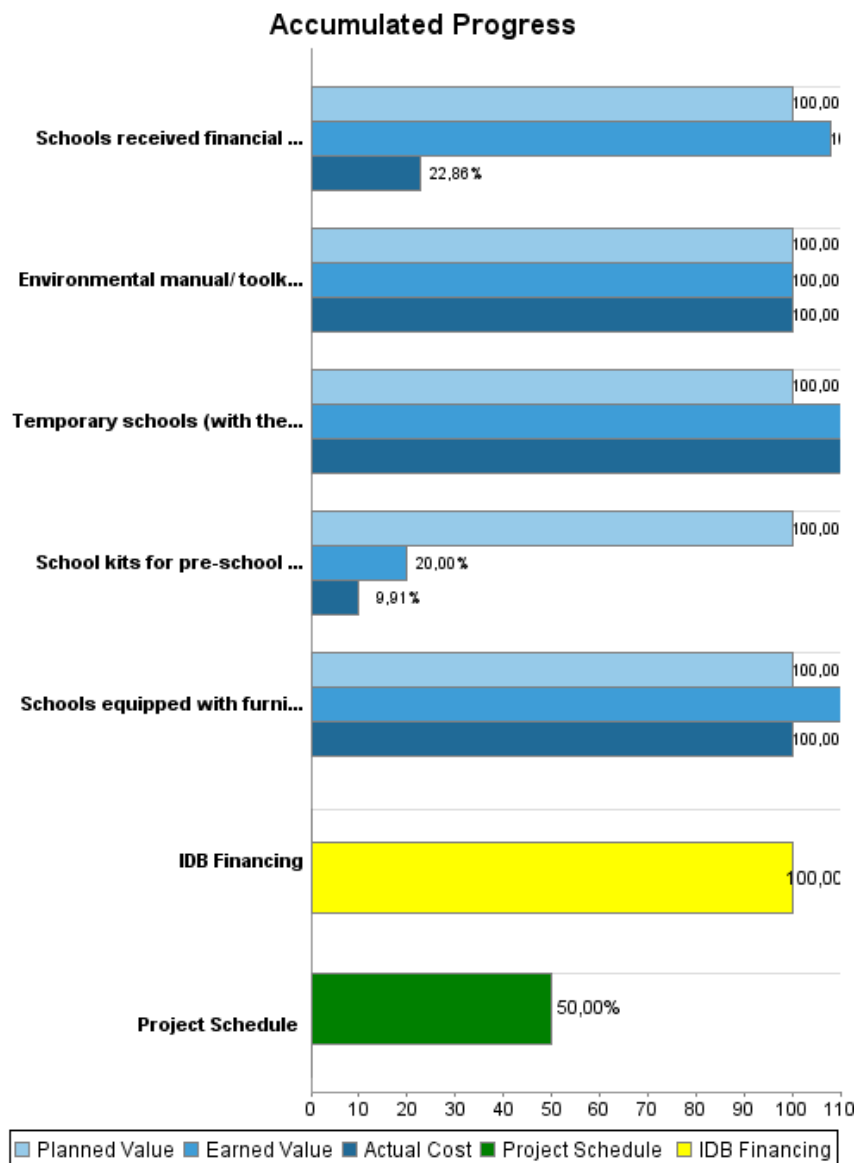
Summary Report

Basic Data		Available Funds (US\$)		Total Cost and Source	
Executing Agency (EA):	FONDO DE ASISTENCIA ECONOMICA Y SOCIAL				
Sector:	EDUCATION-PRIMARY EDUCATION				
Loan Number(s):	2153/GR-HA	Current Approved Amount:	20.500.000,00	Original IDB:	20.500.000,00
Stage:	Approved	Disbursed Amount to Date:	20.500.000,00	Current IDB:	20.500.000,00
Operation Type:	INV - Investment	% Disbursed:	100,00	Pari-passu:	100,00
Related Operation(s):		Balance:		Co-Financing/Country:	
Operation Subtype:	ESP - Specific Investment Operation			Original Estimate:	20.500.000,00
				Amortization Period (months):	

Project Environmental and Social Impact Category	Reformulation	Validation
Project Environmental and Social Impact Category: B	() Was the objective(s) of this project reformulated?	Validated by Division Chief: Apr 20, 2011 Validated by Country Representative: Apr 27, 2011



Accumulated Progress as of 2010



Outcomes

Outcome:	Public education supply improved.
Suppositions:	Transparent use of resources.
Comments:	None

Indicator	Unit of Measure	Baseline	Baseline Year		End of project
Children from schools affected by the earthquake are back to school using secured structures	Students		2010	P A	65.000,00
Schools damaged by the earthquake that reopened with secured structures.	Percentage of Schools		2010	P A	1,05

Outcome:	Quality of school facilities improved.
Suppositions:	Transparent use of resources.
Comments:	None

Indicator	Unit of Measure	Baseline	Baseline Year		End of project
Schools damaged by the earthquake fully equipped with quality materials and furniture	Percentage of schools		2010	P A	1,05

Outcome:	MENFP's building capacities strengthened
Suppositions:	Transparen use of resources
Comments:	None

Indicator	Unit of Measure	Baseline	Baseline Year		End of project
New and approved environmental codes for building schools have been considered in the financing of new school constructions.	Percent completion of Document		2010	P A	100,00

Outputs: 2010 Annual Physical and Financial Progress 2010

Description	Unit of Measure	Physical				Financial			
		Planned	Actual	Accumulated units	EOP units	Planned	Actual	Accumulated costs	EOP costs
Improvement of public education supply									
Temporary schools (with the capability of double shifts) build and operational in selected sites by the end of the project.	Temporary schools	50,00	58,00		50,00	8.000.000,00	9.110.981,55		8.000.000,00
Support to quality facilities									
Schools equipped with furniture and school materials by the end of the project.	Schools	50,00	61,00		50,00	2.617.500,00	2.617.500,00		2.617.500,00
School kits for pre-school and secondary education children distributed and in use by the end of the project.	school kits	100.000,00	20.000,00		100.000,00	3.682.500,00	364.910,00		3.682.500,00
FAES institutional development									
Schools received financial support by the end of the project	Schools	1.100,00	1.188,00		1.909,00	3.000.000,00	685.665,00		3.000.000,00
Environmental manual/ toolkit to guide future school construction developed and approved.	Manual	1,00	1,00		1,00	290.018,00	290.018,00		290.018,00
Administration									
Evaluation									
Contingency									
TOTAL						17.590.018,00	13.069.074,55		17.590.018,00