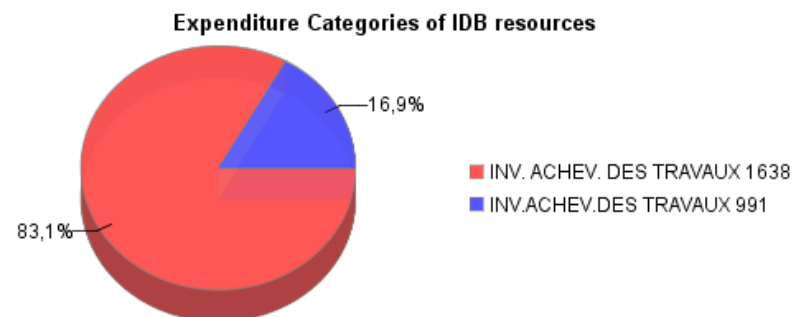
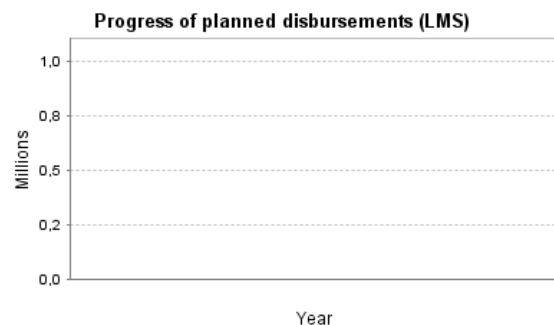
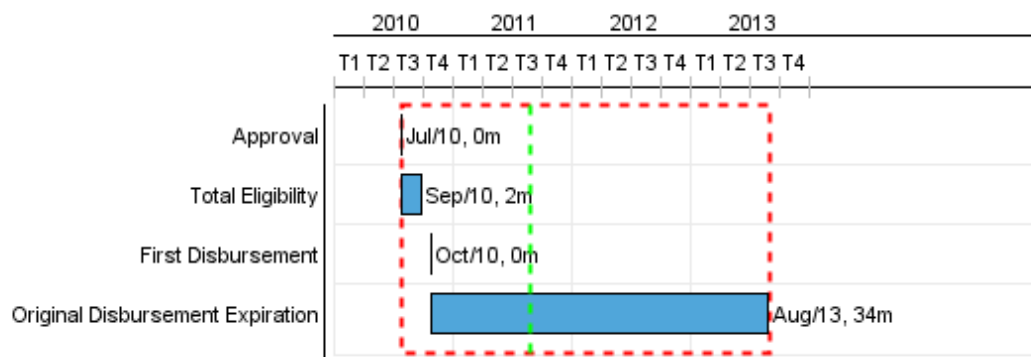


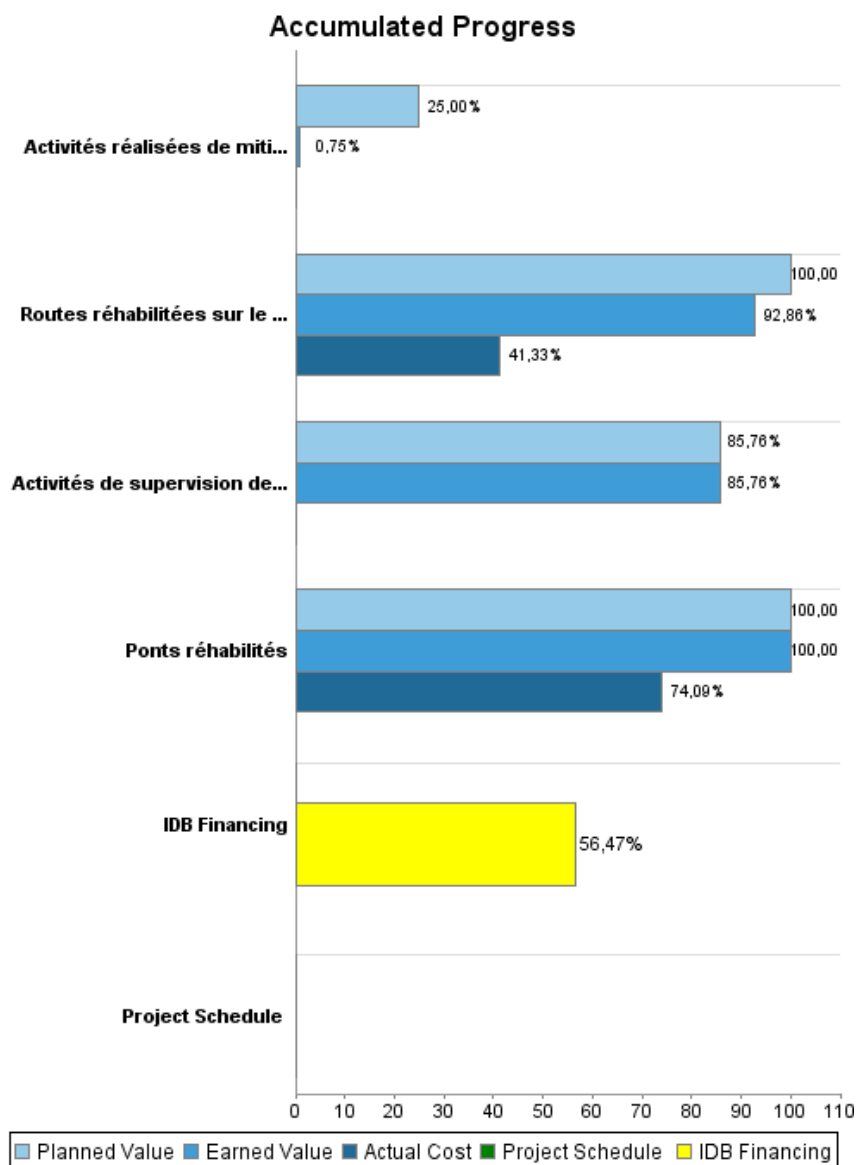
Summary Report

Basic Data		Available Funds (US\$)		Total Cost and Source	
Executing Agency (EA):	MINISTERE DE TRAVAUX PUBLICS, TRANSPORTS ET COMMUNICATIONS				
Sector:	TRANSPORTATION-ROAD PROGRAMS				
Loan Number(s):	2348/GR-HA	Current Approved Amount:	29.000.000,00	Original IDB:	29.000.000,00
Stage:	Approved	Disbursed Amount to Date:	16.376.747,16	Current IDB:	29.000.000,00
Operation Type:	INV - Investment	% Disbursed:	56,47	Pari-passu:	100,00
Related Operation(s):	HA0075, HA0087	Balance:	12.623.252,84	Co-Financing/Country:	
Operation Subtype:	SUP - Supplementary Financing			Original Estimate:	29.000.000,00
				Amortization Period (months):	

Project Environmental and Social Impact Category	Reformulation	Validation
Project Environmental and Social Impact Category: B	() Was the objective(s) of this project reformulated?	Validated by Division Chief: Mar 31, 2011 Validated by Country Representative: Apr 27, 2011



Accumulated Progress as of 2010



Outcomes

Outcome:	Tronçons essentiels du réseau routier primaire complétés assurant un itinéraire continu
Suppositions:	Inventaire du réseau routier national

Indicator	Unit of Measure	Baseline	Baseline Year		End of project
Amélioration du confort de roulement du réseau routier réhabilité	IRI	6,00	2007	P A	3,00
Réduction des coûts de transport à l'utilisateur	Pourcentage (%) de diminution des coûts de transport		2007	P A	9,00

Outputs: 2010 Annual Physical and Financial Progress 2010

Description	Unit of Measure	Physical				Financial			
		Planned	Actual	Accumulated units	EOP units	Planned	Actual	Accumulated costs	EOP costs
Composante: Investissements de parachèvements									
Routes réhabilitées sur le réseau routier primaire (RN1 et RN2)	Nombre de Km de routes réhabilités	70,00	65,00		70,00	26.610.000,00	10.997.069,00		26.610.000,00
Activités de supervision des 2 routes et 3 ponts réhabilités	Nombre de projets supervisés	3,00	3,00		3,00	500.000,00			583.000,00
Activités réalisées de mitigation socio-environnementales	Unité	1,00	0,03		1,00	50.000,00			200.000,00
Ponts réhabilités	Nombre de ponts réhabilités	2,00	2,00		3,00	1.607.000,00	1.190.686,00		1.607.000,00
TOTAL						28.767.000,00	12.187.755,00		29.000.000,00