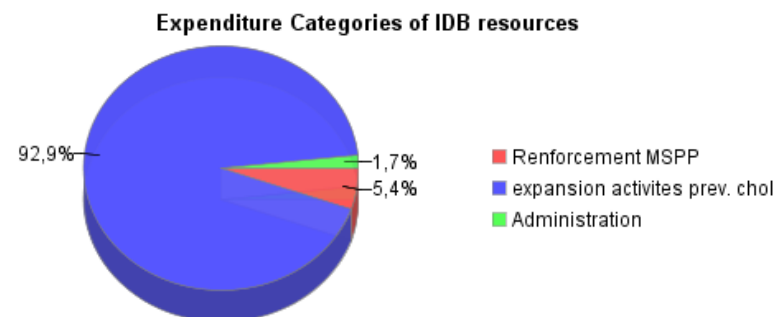
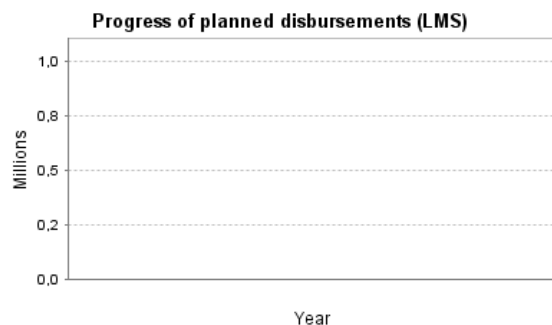
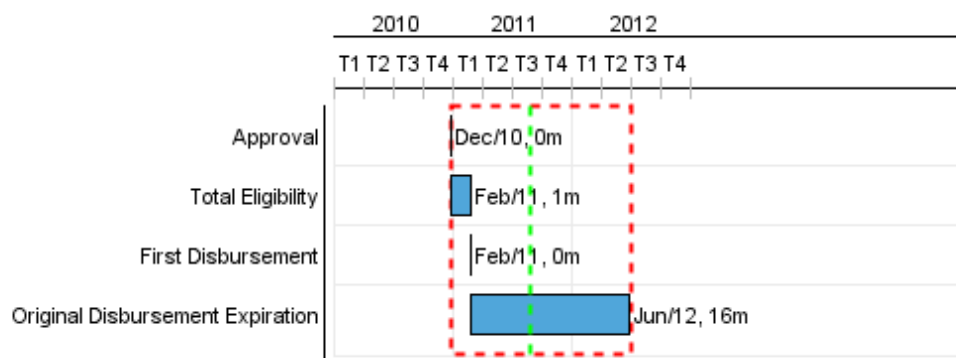


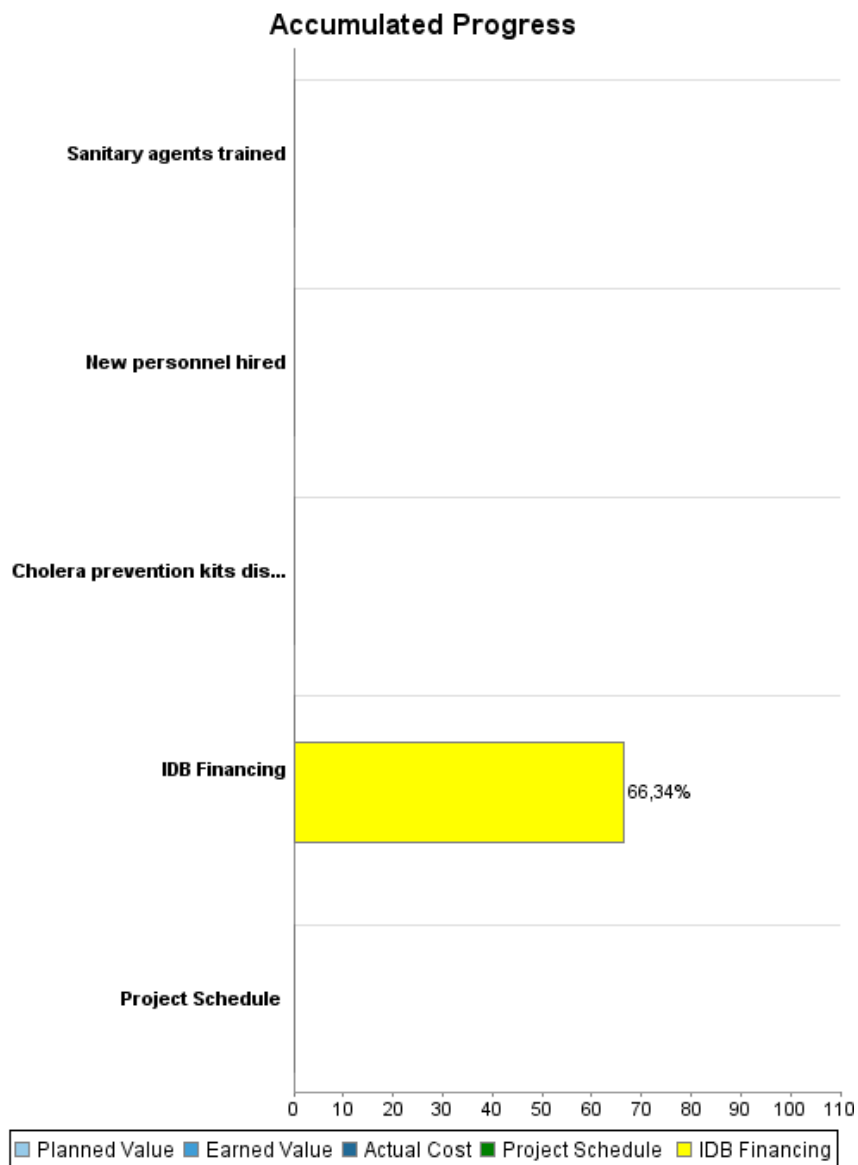
Summary Report

Basic Data		Available Funds (US\$)		Total Cost and Source	
Executing Agency (EA):	MINISTERE DE LA SANTE PUPLIQUE ET DE LA POPULATION				
Sector:	HEALTH-HEALTH PROGRAMS				
Loan Number(s):	2503/GR-HA	Current Approved Amount:	15.000.000,00	Original IDB:	15.000.000,00
Stage:	Approved	Disbursed Amount to Date:	9.950.658,19	Current IDB:	15.000.000,00
Operation Type:	INV - Investment	% Disbursed:	66,34	Pari-passu:	100,00
Related Operation(s):	HA-T1091, HA-L1042, HA-L1044, HA-X1013, HA-X1014, HA-T1119, HA-X1021, HA-G1021	Balance:	5.049.341,81	Co-Financing/Country:	
Operation Subtype:	ESP - Specific Investment Operation			Original Estimate:	15.000.000,00
				Amortization Period (months):	

Project Environmental and Social Impact Category	Reformulation	Validation
Project Environmental and Social Impact Category: B	() Was the objective(s) of this project reformulated?	Validated by Division Chief: Mar 18, 2011 Validated by Country Representative: Mar 29, 2011



Accumulated Progress as of 2010



Outcomes

Outcome: In-facility cholera fatality rate reduced

Indicator	Unit of Measure	Baseline	Baseline Year		End of project
Fatality rate	Fatality rate	4,00	2011	P A	1,00

Outcome: Fatality rate reduced in project supported UTCs and CTCs

Indicator	Unit of Measure	Baseline	Baseline Year		End of project
Cholera fatality rate	%	4,00	2011	P A	1,00

Outcome: Treatment at Oral Rehydration Posts improved

Indicator	Unit of Measure	Baseline	Baseline Year		End of project
% of cholera cases treated at ORS with Oral Rehydration Salts	%		2011	P A	100,00

Outcome: Waste management in CTUs and CTCs improved

Indicator	Unit of Measure	Baseline	Baseline Year		End of project
% of CTUs and CTCs with waste collection and disposal	% of CTUs		2011	P A	80,00

Outcome: Household water quality improved

Indicator	Unit of Measure	Baseline	Baseline Year		End of project
% of households in intervened areas with water that contains residual chlorine (higher than 0.2 mg/L)	%		2011	P A	80,00

Outputs: 2010 Annual Physical and Financial Progress 2010

Description	Unit of Measure	Physical				Financial			
		Planned	Actual	Accumulated units	EOP units	Planned	Actual	Accumulated costs	EOP costs
Strengthening MSPP's stewardship in the cholera response									
New personnel hired	personel				6,00				810.000,00
Scaling-up cholera prevention, emergency treatment and outreach									
Sanitary agents trained	Sanitary agents				270,00				14.000.000,00
Strengthening DINEPA's cholera response									
Cholera prevention kits distributed	Prevention kit				20.000,00				5.000.000,00
Administration									
TOTAL									19.810.000,00