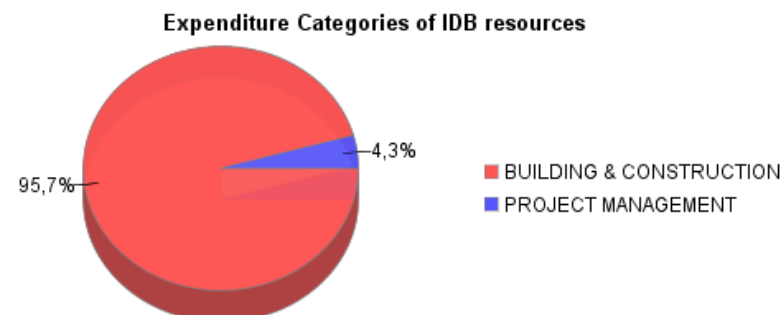
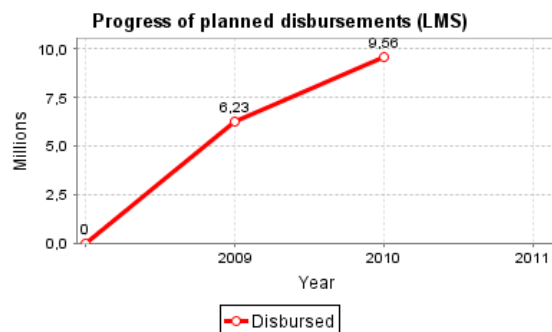
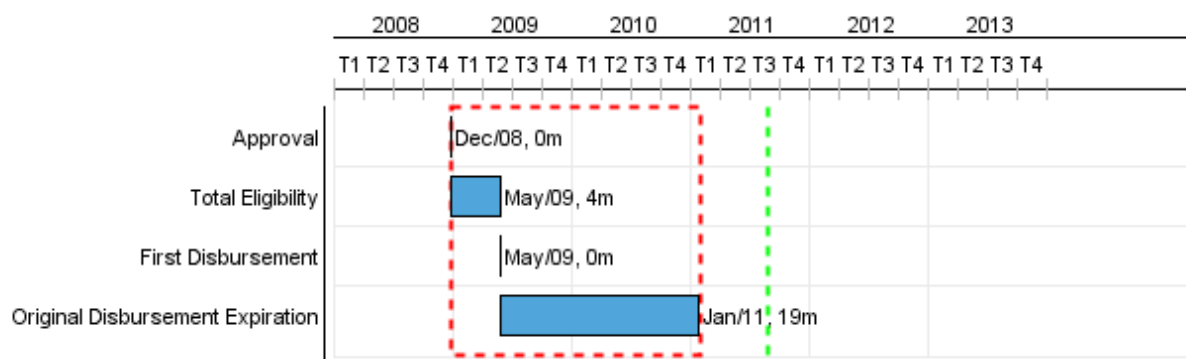


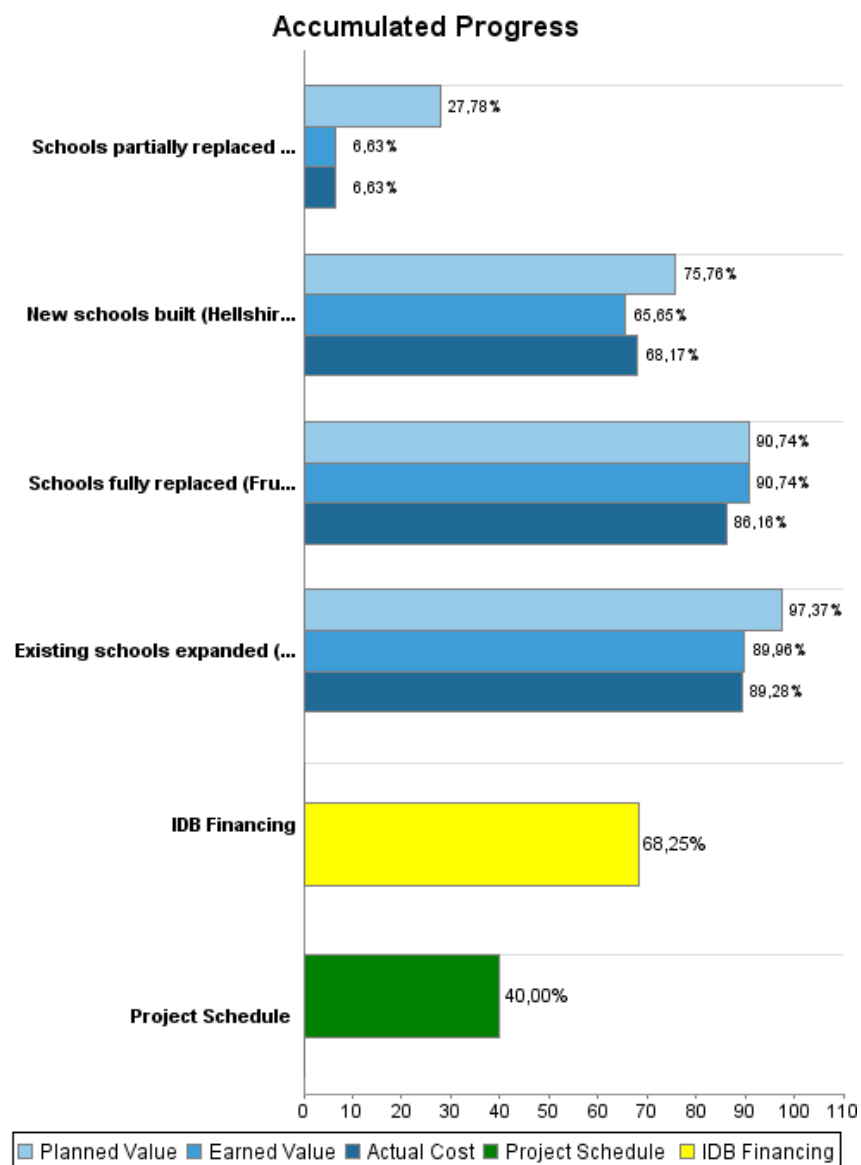
Summary Report

| Basic Data | | Available Funds (US\$) | | Total Cost and Source | |
|------------------------|-----------------------------------|---------------------------|---------------|-------------------------------|---------------|
| Executing Agency (EA): | MINISTRY OF EDUCATION AND CULTURE | | | | |
| Sector: | EDUCATION-PRIMARY EDUCATION | | | | |
| Loan Number(s): | 2100/OC-JA | Current Approved Amount: | 14.000.000,00 | Original IDB: | 14.000.000,00 |
| Stage: | Approved | Disbursed Amount to Date: | 9.555.285,52 | Current IDB: | 14.000.000,00 |
| Operation Type: | INV - Investment | % Disbursed: | 68,25 | Pari-passu: | 100,00 |
| Related Operation(s): | | Balance: | 4.444.714,48 | Co-Financing/Country: | |
| Operation Subtype: | SUP - Supplementary Financing | | | Original Estimate: | 14.000.000,00 |
| | | | | Amortization Period (months): | 270 |

| Project Environmental and Social Impact Category | Reformulation | Validation |
|---|--|---|
| Project Environmental and Social Impact Category: B | () Was the objective(s) of this project reformulated? | Validated by Division Chief: Apr 8, 2011 Validated by Country Representative: Apr 21, 2011 |



Accumulated Progress as of 2010



Outcomes

| | |
|-----------------|---|
| Outcome: | Occupancy rate reduced in benefited schools |
|-----------------|---|

| Indicator | Unit of Measure | Baseline | Baseline Year | | 2009 | 2010 | 2011 | 2012 | End of project |
|--|-----------------|----------|---------------|---|----------|----------|------|----------|----------------|
| Occupancy rate in benefited schools | Ratio | 186,00 | 2003 | P | | 130,00 | | 100,00 | 100,00 |
| | | | | A | | 106,00 | | | |
| Students benefited by education projects | Students | | 2008 | P | 1.260,00 | 1.155,00 | | 1.155,00 | 3.570,00 |
| | | | | A | 1.260,00 | 1.155,00 | | | |

| | |
|-----------------|--|
| Outcome: | Benefited schools maintained in good condition |
|-----------------|--|

| Indicator | Unit of Measure | Baseline | Baseline Year | | 2009 | 2010 | 2011 | 2012 | End of project |
|-----------------------------|--------------------|----------|---------------|---|------|------|------|------|----------------|
| Maintenance plans delivered | Maintainance plans | | 2008 | P | 4,00 | 4,00 | 5,00 | 5,00 | 5,00 |
| | | | | A | 4,00 | 4,00 | | | |

| | |
|-----------------|--|
| Outcome: | Schools de-shifted in 3 miles radius from new PESP schools |
|-----------------|--|

| Indicator | Unit of Measure | Baseline | Baseline Year | | 2009 | 2010 | 2011 | 2012 | End of project |
|--------------------|-----------------|----------|---------------|---|------|------|------|------|----------------|
| de-shifted schools | Schools | | 2008 | P | 1,00 | 4,00 | | 4,00 | 4,00 |
| | | | | A | | | | | |

PROGRESS MONITORING REPORT

JA-L1021 - Supplemental to the Primary Education Support Project (PESP)
2010 2º period with closure up to(31-Mar-2011)

Inter-American Development Bank - IDB

Office of Strategic Planning and Development Effectiveness
Last Update: 08/04/2011

Outputs: 2010 Annual Physical and Financial Progress 2010

| Description | Unit of Measure | Physical | | | | Financial | | | |
|---|-----------------|----------|--------|-------------------|-----------|---------------------|---------------------|-------------------|----------------------|
| | | Planned | Actual | Accumulated units | EOP units | Planned | Actual | Accumulated costs | EOP costs |
| Civil works | | | | | | | | | |
| New schools built (Hellshire; Mansfield) | Schools | 1,00 | 1,00 | | 2,00 | 1.000.000,00 | 1.083.047,00 | | 3.300.000,00 |
| Schools partially replaced (Red Hills) | Schools | | | | 1,00 | 1.000.000,00 | 238.738,00 | | 3.600.000,00 |
| Existing schools expanded (Chester castle; Lucea Primary) | Schools | | | | 2,00 | 700.000,00 | 418.336,00 | | 3.800.000,00 |
| Schools fully replaced (Fruitfull Vale; Sheffield) | Schools | 1,00 | 1,00 | | 2,00 | 1.200.000,00 | 1.083.047,00 | | 2.700.000,00 |
| TOTAL | | | | | | 3.900.000,00 | 2.823.168,00 | | 13.400.000,00 |