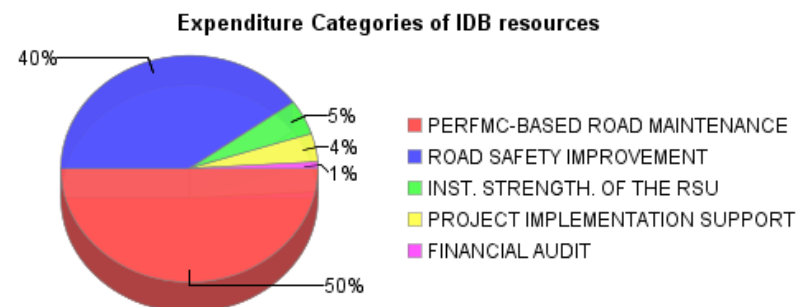
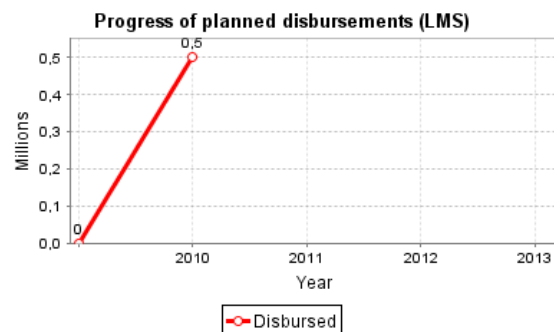
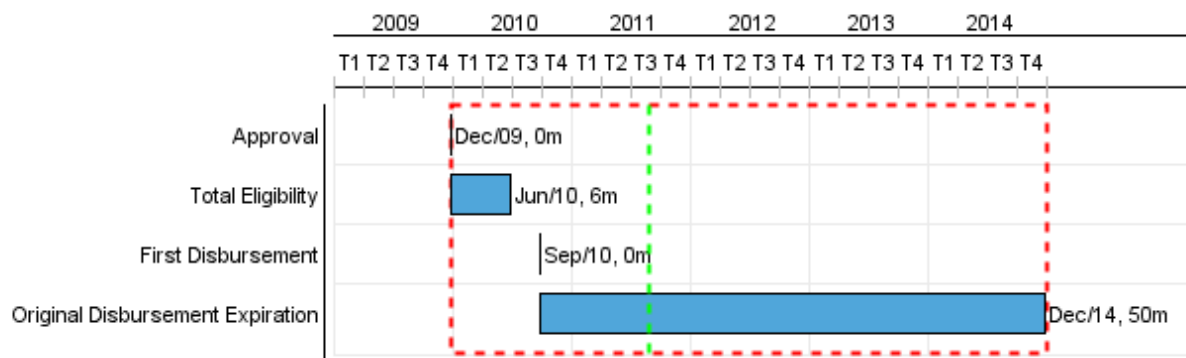


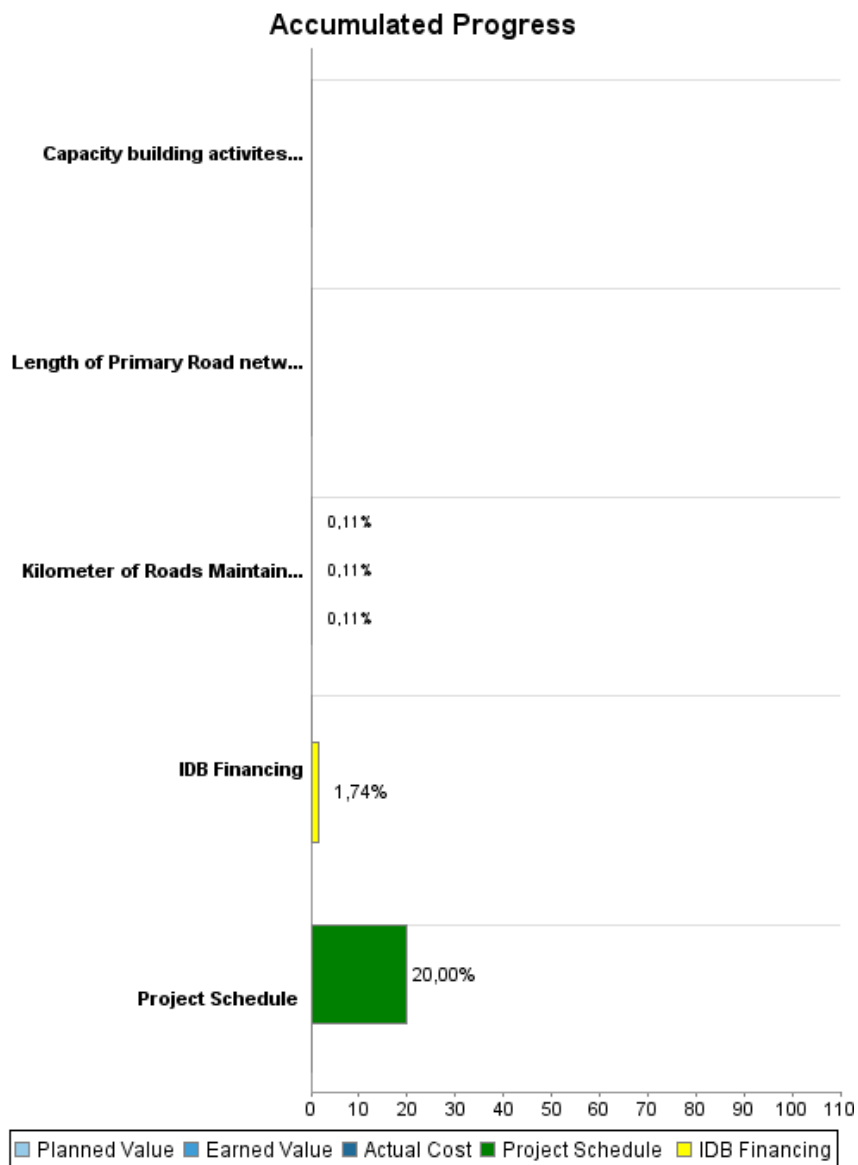
## Summary Report

Basic Data		Available Funds (US\$)		Total Cost and Source	
Executing Agency (EA):	MINISTRY OF TRANSPORT AND WORKS				
Sector:	TRANSPORTATION-ROAD PROGRAMS				
Loan Number(s):	2276/OC-JA	Current Approved Amount:	10.000.000,00	Original IDB:	10.000.000,00
Stage:	Approved	Disbursed Amount to Date:	174.015,00	Current IDB:	10.000.000,00
Operation Type:	INV - Investment	% Disbursed:	1,74	Pari-passu:	100,00
Related Operation(s):		Balance:	9.825.985,00	Co-Financing/Country:	
Operation Subtype:	GOM - Global of Multiple Works Operation			Original Estimate:	10.000.000,00
				Amortization Period (months):	234

Project Environmental and Social Impact Category	Reformulation	Validation
Project Environmental and Social Impact Category: B	( ) Was the objective(s) of this project reformulated?	Validated by Division Chief: Mar 31, 2011 Validated by Country Representative: Apr 21, 2011



## Accumulated Progress as of 2010



## Outcomes

<b>Outcome:</b>	Road Safety Conditions on project corridors improved
<b>Suppositions:</b>	Engineering and technology interventions like improved road alignment, road marking and/or traffic control will reduce road accidents.
<b>Comments:</b>	The target schedule has been revised since the project will realize its outcome towards the end of project implementation.

Indicator	Unit of Measure	Baseline	Baseline Year		2010	2011	2012	2013	2014	End of project
Percentage reduction in the rate of road crashes/ incidents on the project corridors	Percentage		2009	P A				9,00	11,00	20,00

<b>Outcome:</b>	Community Based Road Maintenance Works Established
<b>Suppositions:</b>	Communities will be able to from themselves into micro enterprises that are willing and able to maintain community roads.
<b>Comments:</b>	Communities are often polarised and divided by electoral boundries. Expert social intervention would be required to respect the culture of the communities when creating community groups.

Indicator	Unit of Measure	Baseline	Baseline Year		2010	2011	2012	2013	2014	End of project
Kilometers of road maintained	km		2009	P A		100,00	100,00	200,00	100,00	500,00
Percentage of reduction in the numbers of days that the roads are closed.	Percentage		2009	P A		5,00	5,00	5,00	5,00	20,00
Vehicle Operating Cost and travel time	Base	100,00	2009	P A	96,00 100,00	92,00	88,00	84,00	84,00	80,00
Number of contracts signed with community based organizations	Contracts	40,00	2009	P A		10,00	10,00	10,00	10,00	10,00

<b>Outcome:</b>	Road Safety Unit Institutionally Modernized and Strengthened
-----------------	--

Indicator	Unit of Measure	Baseline	Baseline Year		2010	2011	2012	2013	2014	End of project
Road Safety Assement program completed on 500km of main road	kilometer		2009	P A		100,00	150,00	200,00	50,00	500,00
Percentage of accident data base populated	percentage		2009	P A		25,00	25,00	25,00	25,00	100,00

## Outputs: 2010 Annual Physical and Financial Progress 2010

Description	Unit of Measure	Physical				Financial			
		Planned	Actual	Accumulated units	EOP units	Planned	Actual	Accumulated costs	EOP costs
<b>Performance Based Road Maintenance</b>									
Kilometer of Roads Maintained using CBOs	Kilometers				500,00		5.502,00		5.000.000,00
<b>Road Safety Improvements</b>									
Length of Primary Road network retrofited with safety improvements.	Kilometers				500,00				4.000.000,00
<b>Institutional Strengthening of the Road Safety Unit</b>									
Capacity building activites in the MWT and RSU	Activities				10,00				500.000,00
<b>Project Implementation Support</b>									
<b>TOTAL</b>							<b>5.502,00</b>		<b>9.500.000,00</b>