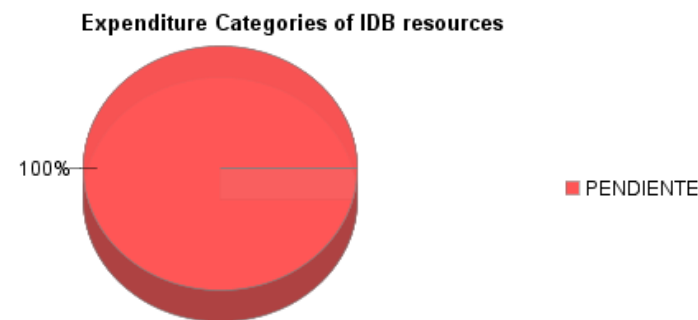
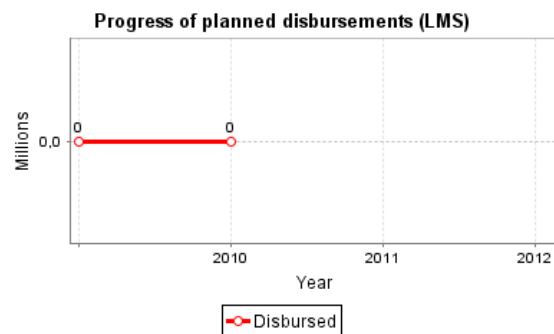
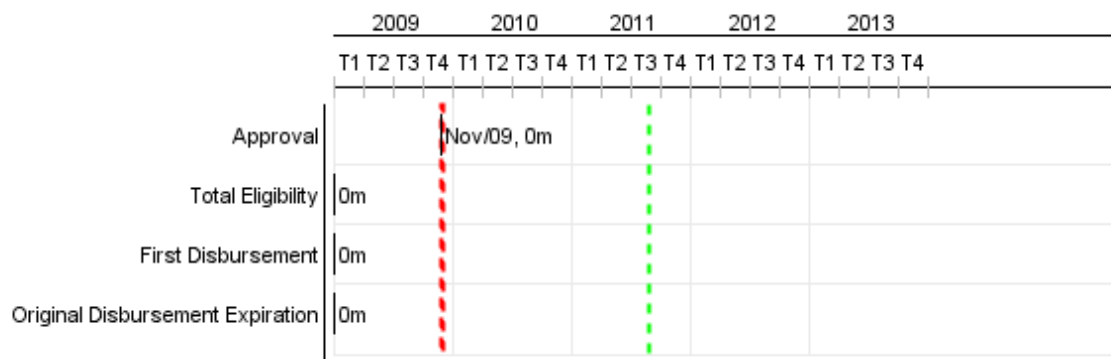


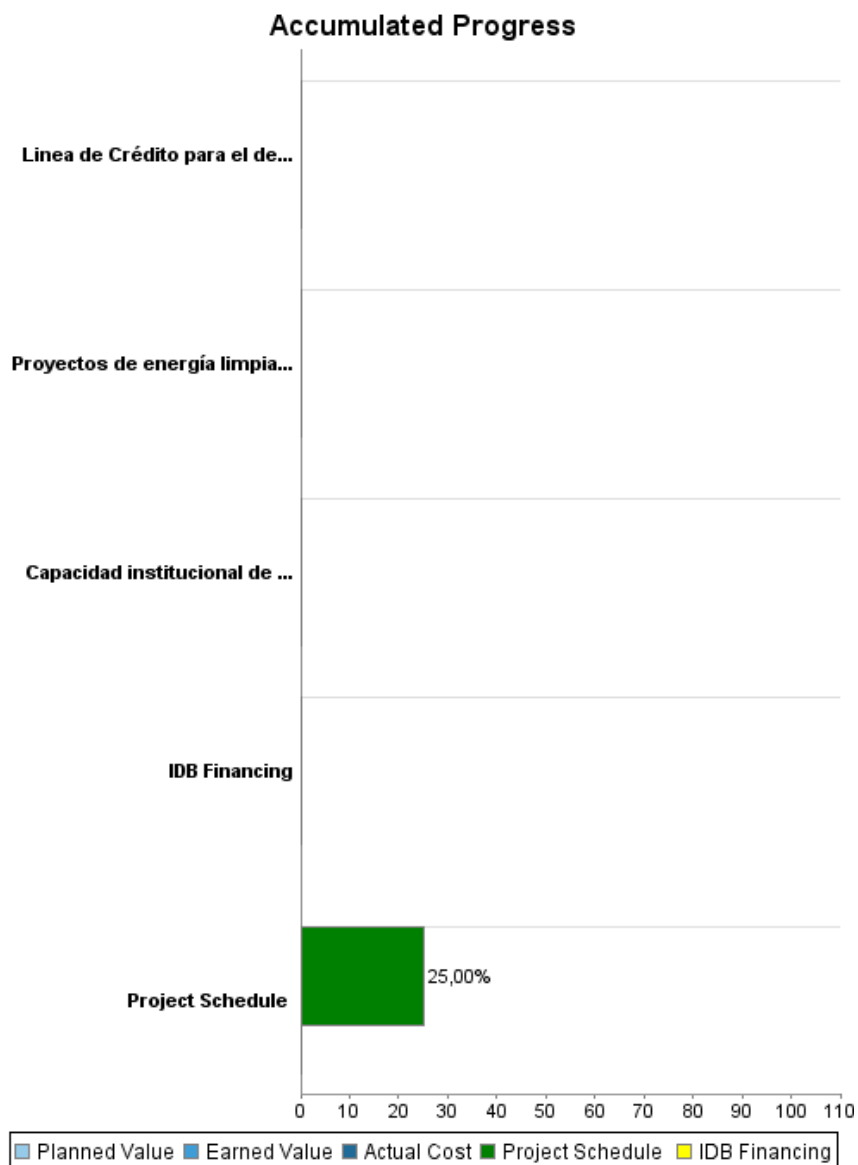
Summary Report

| Basic Data | | Available Funds (US\$) | | Total Cost and Source | |
|------------------------|---|---------------------------|----------------|-------------------------------|----------------|
| Executing Agency (EA): | NACIONAL FINANCIERA S.N.C. GERENCIA OPERACION ORGANISMOS MULTILAT. | | | | |
| Sector: | CAPITAL MARKETS-FINANCIAL MARKET DEVELOPMENT | | | | |
| Loan Number(s): | 2226/OC-ME | Current Approved Amount: | 301.000.000,00 | Original IDB: | 301.000.000,00 |
| Stage: | Approved | Disbursed Amount to Date: | | Current IDB: | 301.000.000,00 |
| Operation Type: | INV - Investment | % Disbursed: | | Pari-passu: | |
| Related Operation(s): | ME-X1010, ME-T1168, ME-L1109 | Balance: | 301.000.000,00 | Co-Financing/Country: | |
| Operation Subtype: | CLP - Project Using a CCLIP (Conditional Credit Line Investment Projects) | | | Original Estimate: | 301.000.000,00 |
| | | | | Amortization Period (months): | 234 |

| Project Environmental and Social Impact Category | Reformulation | Validation |
|---|--|--|
| Project Environmental and Social Impact Category: B | () Was the objective(s) of this project reformulated? | Validated by Division Chief: Apr 14, 2011 Validated by Country Representative: Apr 27, 2011 |



Accumulated Progress as of 2010



Outcomes

Outcome: Participación incrementada de las PYME nacionales como proveedoras y contratistas en la industria petrolera nacional

| Indicator | Unit of Measure | Baseline | Baseline Year | | 2009 | 2010 | 2011 | End of project |
|--|--------------------|----------|---------------|--------|------|-------|--------|----------------|
| Grado de contenido nacional en la proveeduría de la industria petrolera | Porcentaje | 35,10 | 2009 | P A | | 35,60 | 36,10 | 37,10 |
| Compras a PYME por parte de la industria petrolera | Porcentaje | 14,00 | 2009 | P A | | 14,50 | 15,00 | 15,50 |
| Nuevos créditos a PYME de mediano y largo plazo con líneas NAFIN que participen en las cadenas de valor del sector petrolero | Número de créditos | | 2009 | P A | | 37,00 | 125,00 | 150,00 |
| Monto total de créditos a PYME de la cadena de valor del sector petrolero, de mediano y largo plazo, colocado por NAFIN | \$US millones | | 2009 | P A | | 30,00 | 110,00 | 125,00 |
| Pequeñas y Medianas Empresas Financiadas | Empresas | | 2011 | P A | | | | 1,00 |

Outcome: Mercado desarrollado para el financiamiento de inversión a las PYME mexicanas.

| Indicator | Unit of Measure | Baseline | Baseline Year | | 2009 | 2010 | 2011 | End of project |
|---|-----------------|----------|---------------|--------|------|-------|--------|----------------|
| PYME que acceden por primera vez a financiamiento de NAFIN de mediano y largo plazo. | Número de PYME | | 2009 | P A | | 45,00 | 160,00 | 180,00 |
| Vida promedio ponderada de créditos nuevos para PYME fondeada con recursos de NAFIN | Número de años | | 2009 | P A | | 1,20 | 1,50 | 2,00 |
| Cartera de NAFIN al sector PYME de créditos de mediano y largo plazo otorgados por intermediarios | Porcentaje | 5,00 | 2009 | P A | | 8,00 | 12,00 | 18,00 |

Outcome: Mercado desarrollado para el financiamiento de proyectos de energía limpia

| Indicator | Unit of Measure | Baseline | Baseline Year | | 2009 | 2010 | 2011 | End of project |
|---|-----------------|----------|---------------|--------|------|------|------|----------------|
| Monto de crédito para operaciones que reduzcan emisiones de gases de efecto invernadero financiadas con recursos del programa | \$MXN | | 2009 | P A | | | | 50,00 |

PROGRESS MONITORING REPORT

ME-L1051 - Promote the Development of SME Suppliers and Contractors National Oil Industry
2010 2º period with closure up to(31-Mar-2011)

Inter-American Development Bank - IDB
Office of Strategic Planning and Development Effectiveness

Last Update: 13/04/2011

Outputs: 2010 Annual Physical and Financial Progress 2010

| Description | Unit of Measure | Physical | | | | Financial | | | |
|---|-----------------|----------|--------|-------------------|-----------|-----------|--------|-------------------|-----------------------|
| | | Planned | Actual | Accumulated units | EOP units | Planned | Actual | Accumulated costs | EOP costs |
| Componente de Credito | | | | | | | | | |
| Linea de Crédito para el desarrollo de las PYME proveedoras y contratistas que participan en las cadenas de valor de sector petrolero desembolsada. | Créditos | | | | 1,00 | | | | 250.000.000,00 |
| Proyectos de energía limpia financiados | Proyectos | | | | 5,00 | | | | 50.000.000,00 |
| Componente de Asistencia Técnica | | | | | | | | | |
| Capacidad institucional de NAFIN fortalecida | Institución | | | | 1,00 | | | | 1.000.000,00 |
| TOTAL | | | | | | | | | 301.000.000,00 |