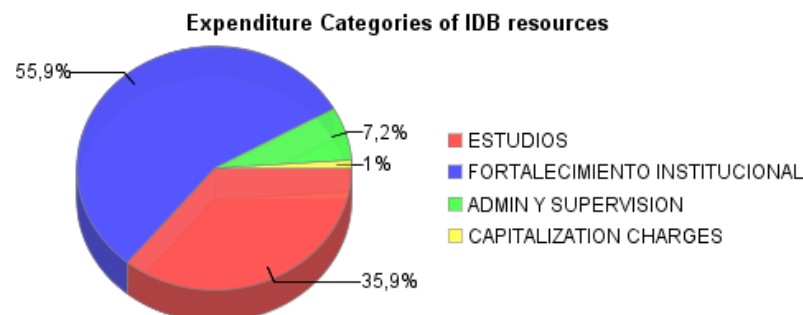
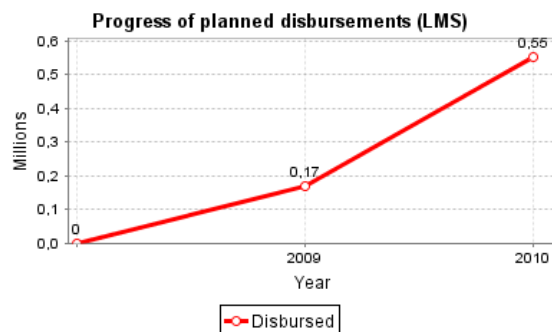
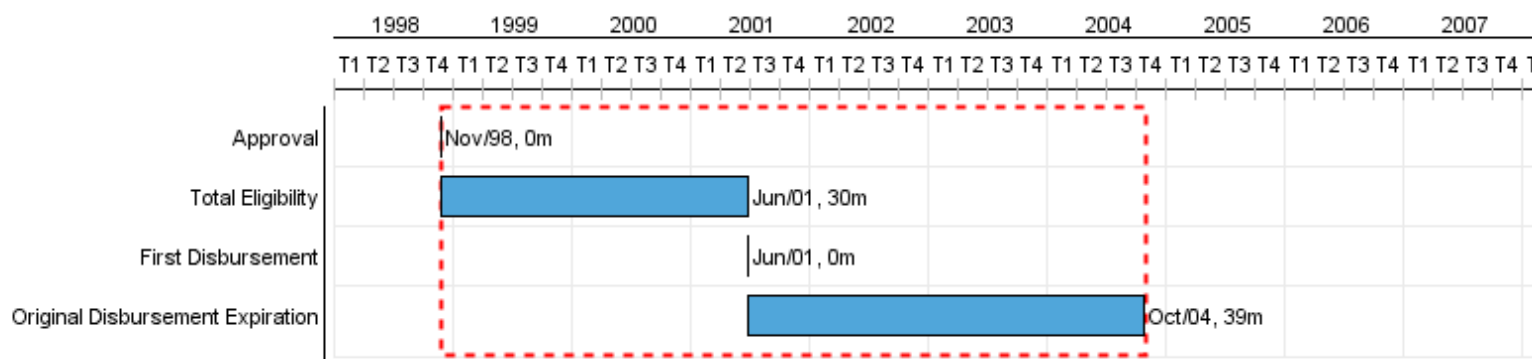


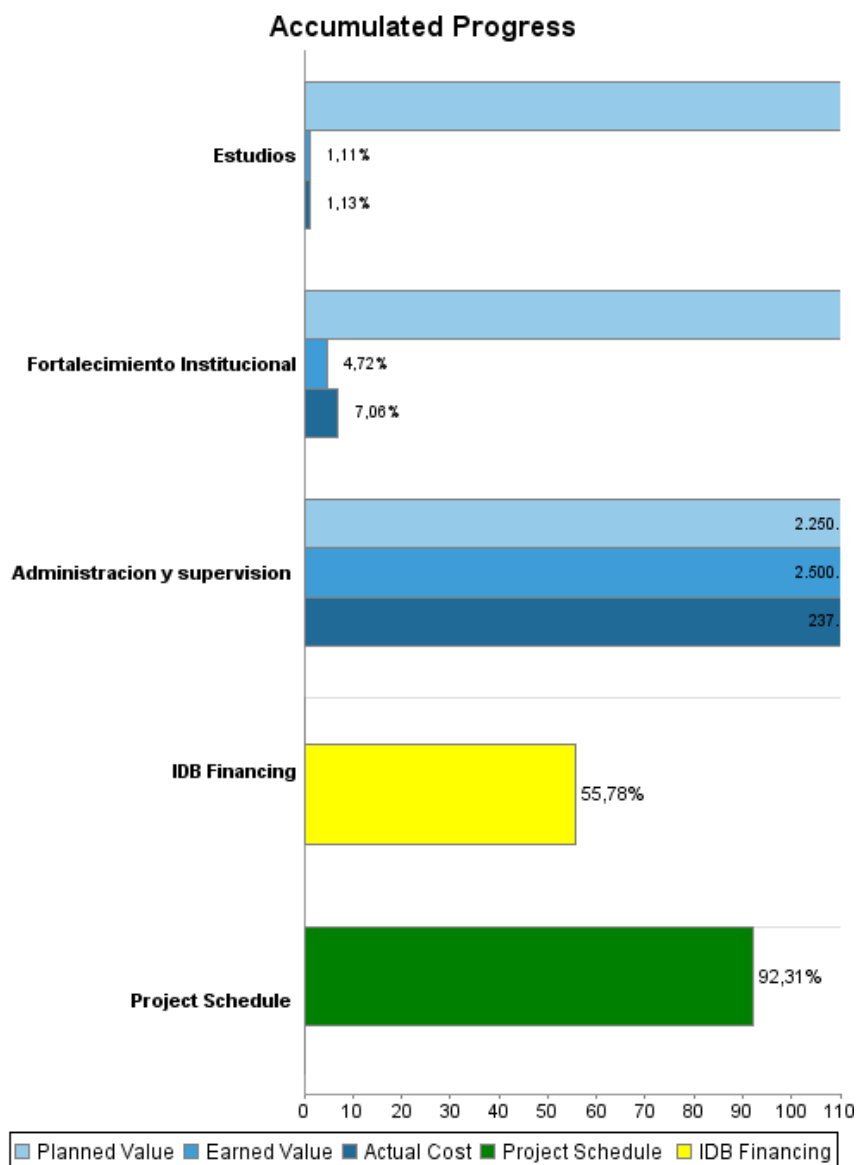
## Summary Report

Basic Data		Available Funds (US\$)		Total Cost and Source	
Executing Agency (EA):	SECRETARIA TECNICA DE PLANIFICACION DEL DESARROLLO ECONOMICO SOCIAL				
Sector:	MULTISECTOR CREDIT & PREINVESTMENT-MULTISECTOR PREINVESTMENT PROGRAMS				
Loan Number(s):	1143/OC-PR	Current Approved Amount:	5.000.000,00	Original IDB:	5.000.000,00
Stage:	Approved	Disbursed Amount to Date:	2.788.798,73	Current IDB:	5.000.000,00
Operation Type:	INV - Investment	% Disbursed:	55,78	Pari-passu:	77,44
Related Operation(s):		Balance:	2.211.201,27	Co-Financing/Country:	1.000.000,00
Operation Subtype:	ESP - Specific Investment Operation			Original Estimate:	6.000.000,00
				Amortization Period (months):	162

Project Environmental and Social Impact Category	Reformulation	Validation
Project Environmental and Social Impact Category: B	( ) Was the objective(s) of this project reformulated?	Validated by Division Chief: Mar 24, 2011 Validated by Country Representative: Apr 26, 2011



## Accumulated Progress as of 2010



## Outcomes

<b>Outcome:</b>	Propósito (Efecto)
	Pertinencia y priorización de PyPs(IP) mejorada

Indicator	Unit of Measure	Baseline	Baseline Year		2008	2009	2010	2011	End of project
Nuevos PyPs (IP) registrados e incorporados en el Banco de Proyectos (BP) están evaluados, registrados, clasificados y priorizados en función de los Planes de Desarrollo (PNDES) del Gobierno.	%	0,01	2006	P A		30,00 30,00	40,00 40,00	50,00	50,00

<b>Outcome:</b>	Efecto Intermedio (1)
	Proceso de priorización mejor justificado y documentado.

Indicator	Unit of Measure	Baseline	Baseline Year		2008	2009	2010	2011	End of project
Los PyPs que se incorporan al Banco de Proyectos se clasifican, priorizan y definen para su integración al SNIP con procesos formalizados y cuentan con información suficiente, consistente y actualizada.	%	0,01	2006	P A		10,00 10,00	20,00 20,00	30,00	30,00

## Outputs: 2010 Annual Physical and Financial Progress 2010

Description	Unit of Measure	Physical				Financial			
		Planned	Actual	Accumulated units	EOP units	Planned	Actual	Accumulated costs	EOP costs
<b>Estudios</b>									
Estudios	numero de estudios	11,00	11,00		34,00	20.000,00	20.215,91		1.796.446,00
<b>Fortalecimiento Institucional</b>									
Fortalecimiento Institucional	%	20,00	22,00		100,00	120.000,00	197.260,65		2.795.889,00
<b>Gastos administrativos</b>									
Administracion y supervision	fgh	10,00	100,00		100,00	30.000,00	28.538,59		12,00
<b>TOTAL</b>						<b>170.000,00</b>	<b>246.015,15</b>		<b>4.592.347,00</b>