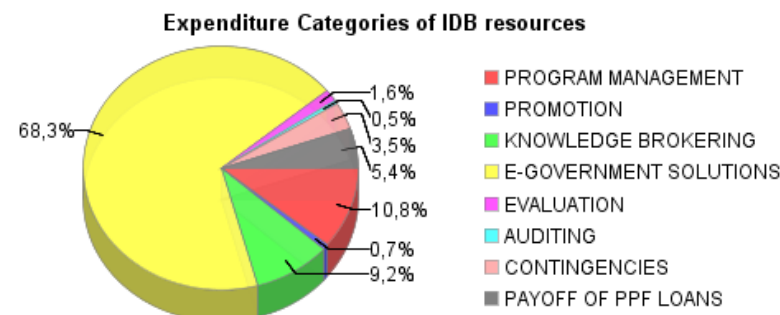
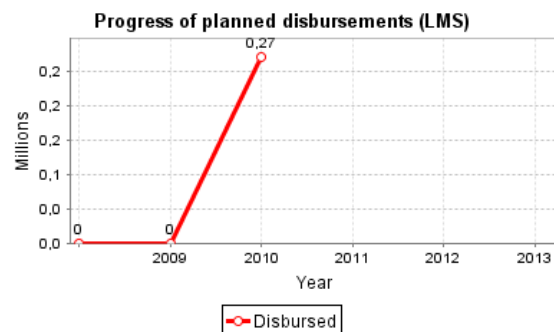
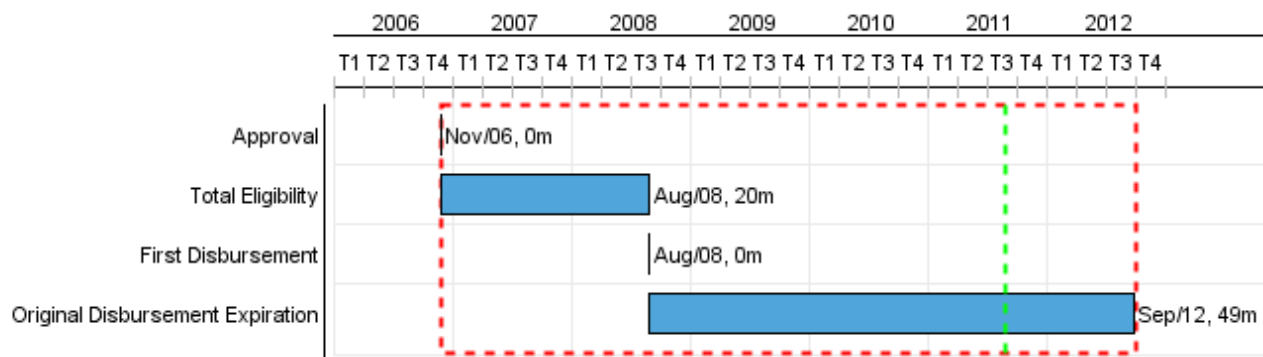


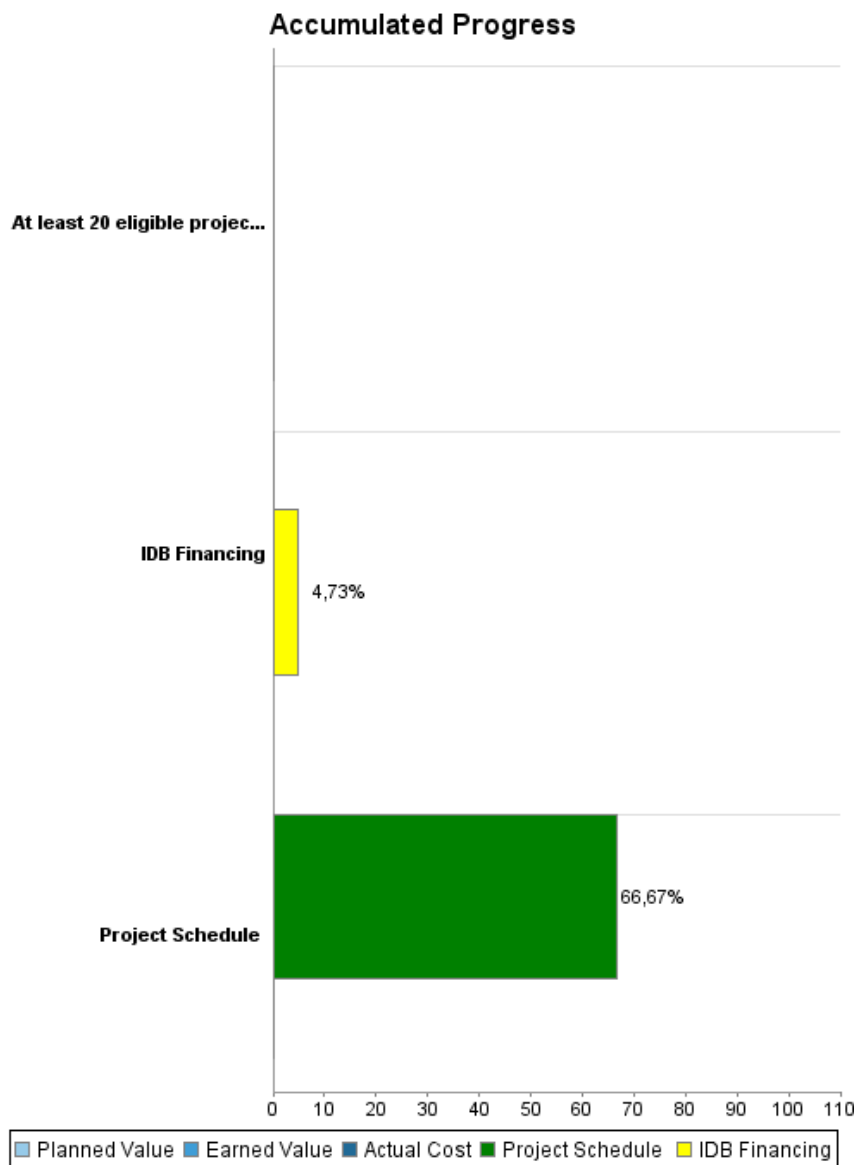
Summary Report

Basic Data		Available Funds (US\$)		Total Cost and Source	
Executing Agency (EA):	Ministry of Public Administration and Information				
Sector:	REFORM / MODERNIZATION OF THE STATE-E-GOVERNMENT				
Loan Number(s):	1808/OC-TT	Current Approved Amount:	28.000.000,00	Original IDB:	28.000.000,00
Stage:	Approved	Disbursed Amount to Date:	1.324.574,73	Current IDB:	28.000.000,00
Operation Type:	INV - Investment	% Disbursed:	4,73	Pari-passu:	98,60
Related Operation(s):	TT-L1004	Balance:	26.675.425,27	Co-Financing/Country:	7.000.000,00
Operation Subtype:	ESP - Specific Investment Operation			Original Estimate:	35.000.000,00
				Amortization Period (months):	228

Project Environmental and Social Impact Category	Reformulation	Validation
Project Environmental and Social Impact Category: B	() Was the objective(s) of this project reformulated?	Validated by Division Chief: Mar 29, 2011 Validated by Country Representative: Apr 27, 2011



Accumulated Progress as of 2010



Outcomes

Outcome:	Public perception of public services improved (efficiency).
Suppositions:	Following staff performance improved and technical skills transferred, one should expect a significant positive impact in the effectiveness of the areas of public institutions participating in the project.
Comments:	The loan proposal did not specify outcome indicators for the overall program because of 'most technical assistance projects are not measurable in quantitative terms'. It is worth noting that the results matrix was 'retrofitted' in August 2008 following an indicators workshop agreed with the Executing Agency.

Indicator	Unit of Measure	Baseline	Baseline Year		2006	2007	2008	2009	2010	Accumulated 2011 - 2012	End of project
% of users of prioritized public service (education) satisfied with the final outcome	%	70,00	2008	P A			70,00 70,00	71,00 71,00	72,00 73,00	148,00	75,00
% of users of prioritized public services (health) satisfied with the quality of the service	%	34,00	2008	P A			34,00 34,00	34,00 22,00	35,00 23,00	71,00	36,00
% of users of prioritized public services (overall service delivery modernization) say service got better over the past 5 years	%	28,00	2008	P A			28,00 28,00	28,00 24,00	29,00 17,00	60,00	30,00
Average cost per user is reduced	%		2008	P A							0,00
Average time required to complete a public service transaction for prioritized public services is reduced	Days		2008	P A							0,00
Scoring of the World Economic Forum indicators for "e-government readiness" increased by 26 points	Points (Scoring)	0,17	2005	P A	0,13 0,51	0,09 3,35	0,05 3,73	1,00 3,65	1,04	2,17	1,09
Scoring of the World Economic Forum indicators for "government usage of ICT" increased by 32 points	Points (Scoring)	0,68	2005	P A	0,63 1,26	0,58 2,97	0,53 2,89	0,48 3,04	0,43	0,74	0,36
Interactive services increased by 4	Services	5,00	2008	P A							9,00
Transactional services delivered online increased by 3	Services		2008	P A							3,00
Users of interactive services increased	%		2008	P A							0,00
Users completing online transactions increased	Users		2008	P A							0,00

Outputs: 2010 Annual Physical and Financial Progress 2010

Description	Unit of Measure	Physical				Financial			
		Planned	Actual	Accumulated units	EOP units	Planned	Actual	Accumulated costs	EOP costs
DEMAND-DRIVEN PROJECTS for institutional strengthening implemented [original title before associating operations was only 'Knowledge Brokering']									
At least 20 eligible projects approved and funded (of which at least 10 have been fully implemented and evaluated, and the remainder are under implementation)	Projects		2,00		20,00				2.565.000,00
DEMAND-DRIVEN PROJECTS for human and organizational capacity strengthening through e-government solutions designed and implemented [original title before associating operations was 'e-Government solutions']									
At least 20 eligible projects approved and funded (of which at least 10 have been fully implemented and evaluated and the remainder are under implementation --includes at least 4 proj to increase interactive serv online, and at least 3 proj to deliver online transactional services	Projects				20,00				19.119.000,00
Administrative Costs									
Promotion									
Evaluation									
TOTAL									21.684.000,00