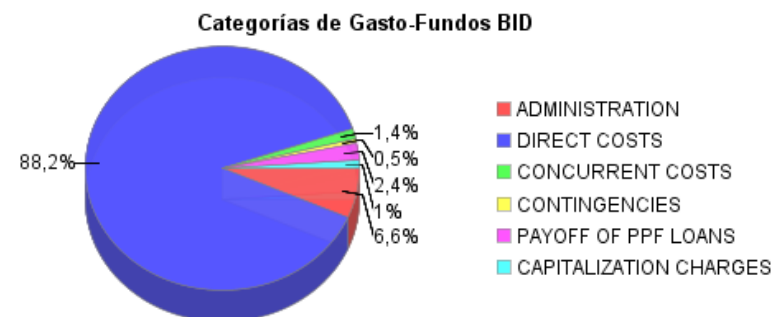
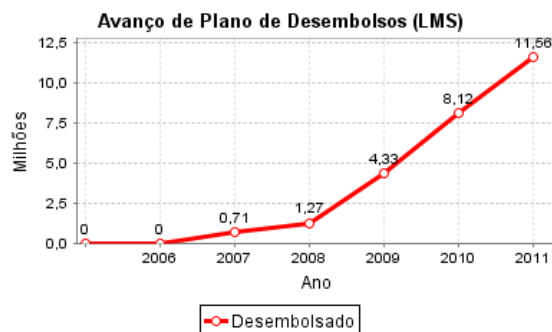
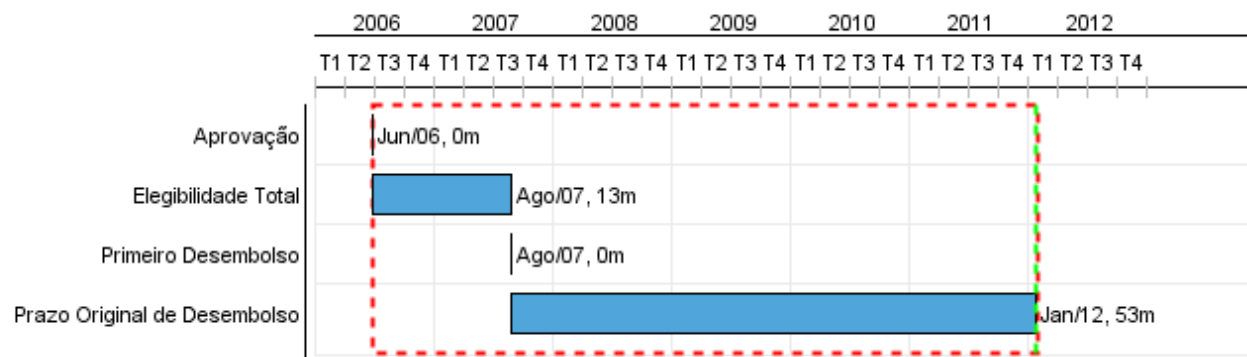


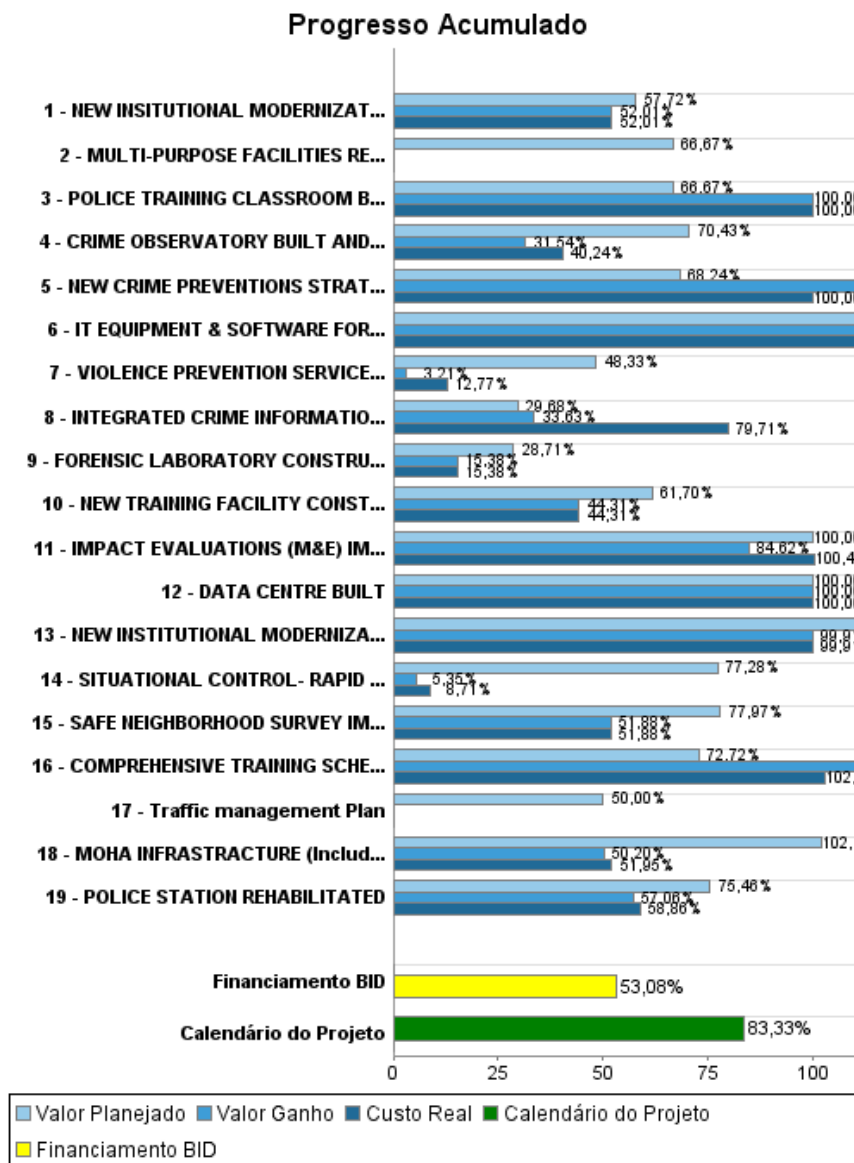
Relatório Resumido

Dados Gerais	Fundos Disponíveis (US\$)	Custo Total e Fonte
Executor: MINISTRY OF HOME AFFAIRS		
Sector: SOCIAL INVESTMENT-CITIZEN SAFETY		
Número da Operação: 1752/SF-GY	Atual: 19.800.000,00	Original BID: 19.800.000,00
Estágio: Approved	Desembolsado: 10.509.998,13	Corrente BID: 19.800.000,00
Tipo Operação: INV - Investimento	% Desembolsado: 53,08	Pari-passu: 90,00
Operação Relacionada: GY-L1011	Saldo: 9.290.001,87	Cofinanciamento/País: 2.200.000,00
Subtipo de Operação: ESP - Specific Investment Operation		Original Estimado: 22.000.000,00
		Período de Amortização (meses): 354

Categoria do impacto social	Reformulação	Validação
Categoria do impacto social: C(R)	() Os objetivos do projeto foram reformulados?	Validado pelo Chefe de Divisão: Sep 26, 2011 Validado pelo Representante do País: Oct 17, 2011



Progresso Acumulado até 2011



Resultados

Resultado:	The capabilities of MoHA and GPF to implement crime preventive programmes is strengthened.
Suposições:	1. Political commitment to improve citizen security is not affected by elections. 2. Political, social and economic conditions do not deteriorate 3. Absorptive capacity of government institutions are improved
Observações:	This indicator is to be measured 3 years after the end of the project

Indicador	Unidade Medida	Linha Base	Ano Linha Base		2006	Final do Projeto
Perception that GPF and MoHA is not doing a good job preventing crimes in Region IV	%	34,00	2006	P A		26,00
Perception that GPF and MoHA is not doing a good job preventing crimes in Region VI	%	36,00	2006	P A		25,00
Perception of insecurity in Region IV	%	42,00	2006	P A		34,00
Perception of insecurity in region VI	%	42,00	2006	P A		39,00

Resultado:	The social cohesion within communities and its crime preventive capacity is strengthened.
Suposições:	1. Political commitment to improve citizen security in not affected by elections 2. Political, economic and social conditions do not deteriorate. 3. Absorptive capacity of government institutions are improved.
Observações:	This indicator is to be measured 3 years after the end of the project.

Indicador	Unidade Medida	Linha Base	Ano Linha Base		2006	Final do Projeto
Willigness of neighbors to get involved and help each other out in Region IV	%	68,00	2006	P A		75,00
Willigness of neighbors to get involved and help each other out in Region VI	%	76,00	2006	P A		83,00

Resultado:	Skills, attitudes and behaviour indicators are improved.
Suposições:	1. Political commitment to improve citizen security is not affected by elections. 2. Political, economic and social conditions do not deteriorate 3. Absorptive capacity of government institutions are improved
Observações:	This indicator is to be measured 3 years after the end of the project.

Indicador	Unidade Medida	Linha Base	Ano Linha Base		2006	Final do Projeto
Persons with the ability to control their anger and avoid a fight in region IV	%	56,00	2006	P A		67,00
Persons with the ability to control their anger and avoid a fight in region VI	%	43,00	2006	P A		51,00

Resultado:	Number of cities benefiting from a Citizen Security Program.
-------------------	--

Observações:	Indicator number 3.3.5 from the Bank's Result Framework
---------------------	---

Indicador	Unidade Medida	Linha Base	Ano Linha Base		2006	Final do Projeto
Cities benefiting from a Citizen Security Program	Cities		2006	P	1,00	1,00
				A	1,00	

Produtos: Progresso Físico e Financeiro Anual 2011

Descrição	Unidade de medida	Físico				Financeiro			
		Planejado	Atual	Unidades Acumuladas	Unidades FDP	Planejado	Atual	Custos Acumulados	Custos FDP
CAPACITY BUILDING OF THE MINISTRY OF HOME AFFAIRS									
CRIME OBSERVATORY BUILT AND EQUIPPED	Crime observatory				1,00	50.000,00	1.122,00		115.000,00
NEW CRIME PREVENTIONS STRATEGIES IMPLEMENTED.	Strategies	4,00	1,00		5,00	50.000,00			170.000,00
SAFE NEIGHBORHOOD SURVEY IMPLEMENTED	Survey				2,00	90.000,00	43.036,00		180.000,00
NEW INSTITUTIONAL MODERNIZATION PLAN OF MOHA IMPLEMENTED	Plan				1,00	400.000,00	8.268,00		984.000,00
IMPACT EVALUATIONS (M&E) IMPLEMENTED	M&E system				1,00	10.000,00			65.000,00
MOHA INFRASTRUCTURE (Including new IT Network) REHABILITATED	Ministry	1,00			1,00	636.000,00	21.120,00		1.206.000,00
CAPACITY BUILDING AND MODERNIZATION OF THE GUYANA POLICE FORCE									
INTEGRATED CRIME INFORMATION SYSTEM IMPLEMENTED	ICI system				1,00	80.000,00	145.314,00		1.021.000,00
COMPREHENSIVE TRAINING SCHEME IMPLEMENTED	Police Instructors	10,00			50,00	359.000,00			1.305.000,00
FORENSIC LABORATORY CONSTRUCTED	Forensic Laboratory				1,00	900.000,00	441.444,00		3.441.000,00
NEW TRAINING FACILITY CONSTRUCTED	Training Facility				1,00	333.000,00	180.837,00		875.000,00
POLICE STATION REHABILITATED	Police Station	6,00			18,00	300.000,00	29.397,00		1.630.000,00
NEW INSTITUTIONAL MODERNIZATION PLAN OF THE GPF IMPLEMENTED	Plan		1,00		1,00	400.000,00	314.721,00		700.000,00
DATA CENTRE BUILT	Data Center				1,00				75.000,00
POLICE TRAINING CLASSROOM BUILT	Classroom				1,00				45.000,00
IT EQUIPMENT & SOFTWARE FOR GPF INSTALLED	communication sys.	1,00			1,00	90.000,00			518.000,00
Traffic management Plan	study	1,00			1,00	50.000,00			100.000,00
COMMUNITY BASED INTERVENTION									
SITUATIONAL CONTROL- RAPID IMPACT AND VIOLENCE REDACTION COMMUNITY PROJECTS IMPLEMENTED	Projects	10,00			30,00	450.000,00	20.832,00		620.000,00
VIOLENCE PREVENTION SERVICES AND ACTIVITIES IMPLEMENTED	skill courses	3,00			5,00	1.198.000,00	253.731,00		2.655.000,00
MULTI-PURPOSE FACILITIES REHABILITATED	Facilities	2,00			3,00	100.000,00			150.000,00
ADMINISTRATION									

RELATÓRIO DE MONITOREIO DE PROGRESSO

GY0071 - Citizen Security

2011 1º período com fechamento em (30-Set-2011)

Banco Interamericano de Desenvolvimento - IDB

Escritório de Planejamento Estratégico e Efetividade no Desenvolvimento

Última Atualização do PMR: 08/09/2011

Descrição	Unidade de medida	Físico				Financeiro			
		Planejado	Atual	Unidades Acumuladas	Unidades FDP	Planejado	Atual	Custos Acumulados	Custos FDP
CONCURENT COSTS									
UNALLOCATED/ CONTENGENCIES									
FINANCIAL EXPENSES									
COUNTERPART RESSOURCES									
TOTAL						5.496.000,00	1.459.822,00		15.855.000,00