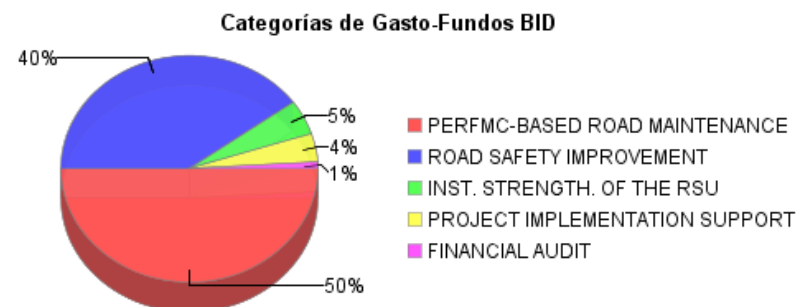
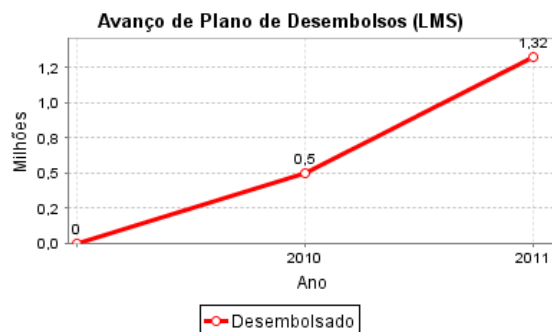
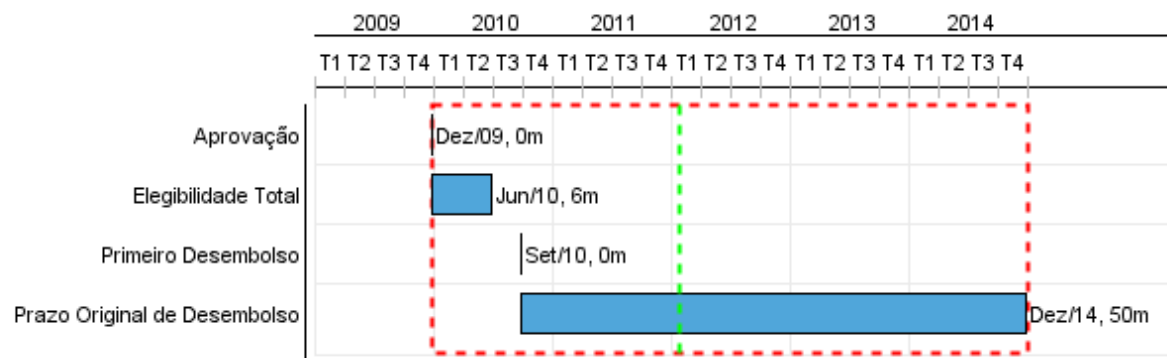


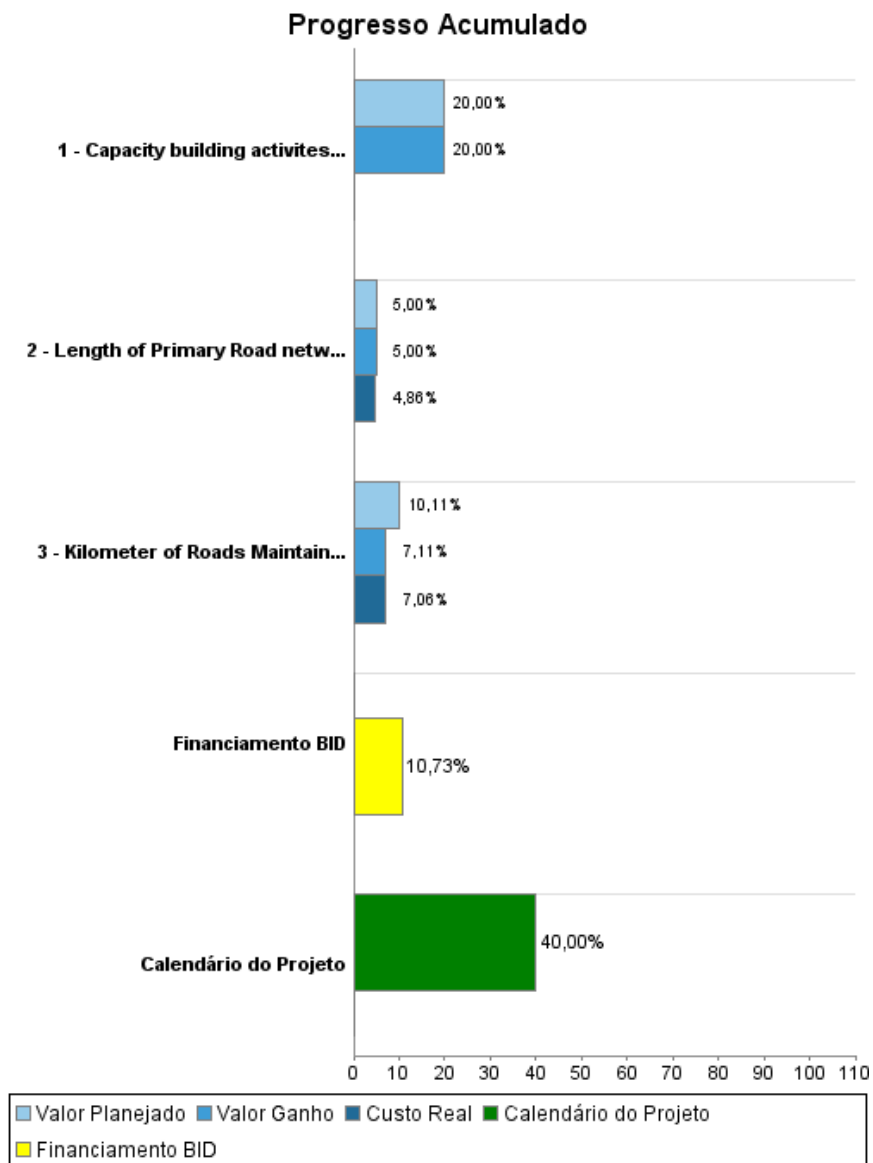
Relatório Resumido

Dados Gerais	Fundos Disponíveis (US\$)	Custo Total e Fonte
Executor: MINISTRY OF TRANSPORT AND WORKS		
Sector: TRANSPORTATION-ROAD PROGRAMS		
Número da Operação: 2276/OC-JA	Atual: 10.000.000,00	Original BID: 10.000.000,00
Estágio: Approved	Desembolsado: 1.072.925,76	Corrente BID: 10.000.000,00
Tipo Operação: INV - Investimento	% Desembolsado: 10,73	Pari-passu: 100,00
Operação Relacionada:	Saldo: 8.927.074,24	Cofinanciamento/País:
Subtipo de Operação: GOM - Global of Multiple Works Operation		Original Estimado: 10.000.000,00
		Período de Amortização (meses): 234

Categoria do impacto social	Reformulação	Validação
Categoria do impacto social: B	() Os objetivos do projeto foram reformulados?	Validado pelo Chefe de Divisão: Sep 26, 2011 Validado pelo Representante do País: Oct 21, 2011



Progresso Acumulado até 2011



Resultados

Resultado:	Road Safety Conditions on project corridors improved
Suposições:	Engineering and technology interventions like improved road alignment, road marking and/or traffic control will reduce road accidents.
Observações:	The target schedule has been revised since the project will realize its outcome towards the end of project implementation.

Indicador	Unidade Medida	Linha Base	Ano Linha Base		2010	2011	2012	2013	2014	Final do Projeto
Percentage reduction in the rate of road crashes/incidents on the project corridors	Percentage		2009	P A				9,00	11,00	20,00

Resultado:	Community Based Road Maintenance Works Established
Suposições:	Communities will be able to form themselves into micro enterprises that are willing and able to maintain community roads.
Observações:	Communities are often polarised and divided by electoral boundaries. Expert social intervention would be required to respect the culture of the communities when creating community groups.

Indicador	Unidade Medida	Linha Base	Ano Linha Base		2010	2011	2012	2013	2014	Final do Projeto
Kilometers of road maintained	km		2009	P A		100,00	100,00	200,00	100,00	500,00
Percentage of reduction in the numbers of days that the roads are closed.	Percentage		2009	P A		5,00	5,00	5,00	5,00	20,00
Vehicle Operating Cost and travel time	Base	100,00	2009	P A	96,00 100,00	92,00	88,00	84,00	84,00	80,00
Number of contracts signed with community based organizations	Contracts	40,00	2009	P A		10,00	10,00	10,00	10,00	10,00

Resultado:	Road Safety Unit Institutionally Modernized and Strengthened
-------------------	--

Indicador	Unidade Medida	Linha Base	Ano Linha Base		2010	2011	2012	2013	2014	Final do Projeto
Road Safety Assessment program completed on 500km of main road	kilometer		2009	P A		100,00	150,00	200,00	50,00	500,00
Percentage of accident data base populated	percentage		2009	P A		25,00	25,00	25,00	25,00	100,00

Produtos: Progresso Físico e Financeiro Anual 2011

Descrição	Unidade de medida	Físico				Financeiro			
		Planejado	Atual	Unidades Acumuladas	Unidades FDP	Planejado	Atual	Custos Acumulados	Custos FDP
Performance Based Road Maintenance									
Kilometer of Roads Maintained using CBOs	Kilometers	50,00	35,00		500,00	500.000,00	347.459,00		5.000.000,00
Road Safety Improvements									
Length of Primary Road network retrofited with safety improvements.	Kilometers	25,00	25,00		500,00	200.000,00	194.302,00		4.000.000,00
Institutional Strengthening of the Road Safety Unit									
Capacity building activites in the MWT and RSU	Activities	2,00	2,00		10,00	100.000,00			500.000,00
Project Implementation Support									
TOTAL						800.000,00	541.761,00		9.500.000,00