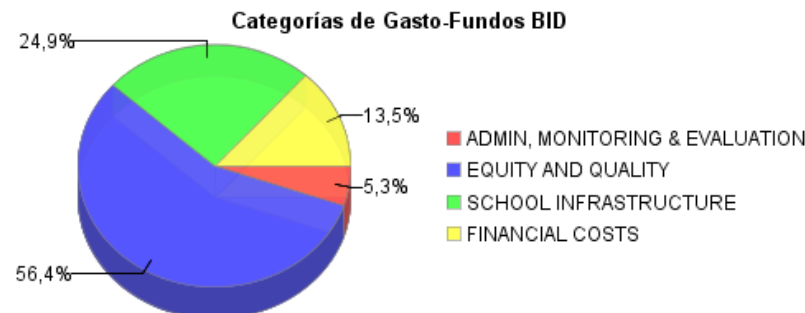
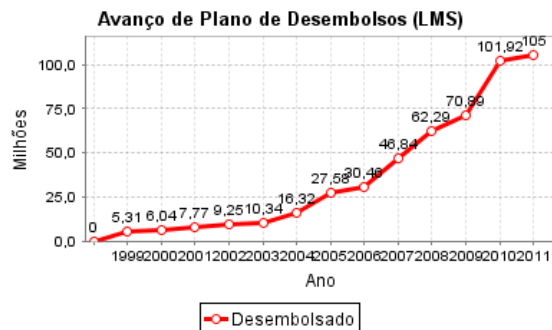
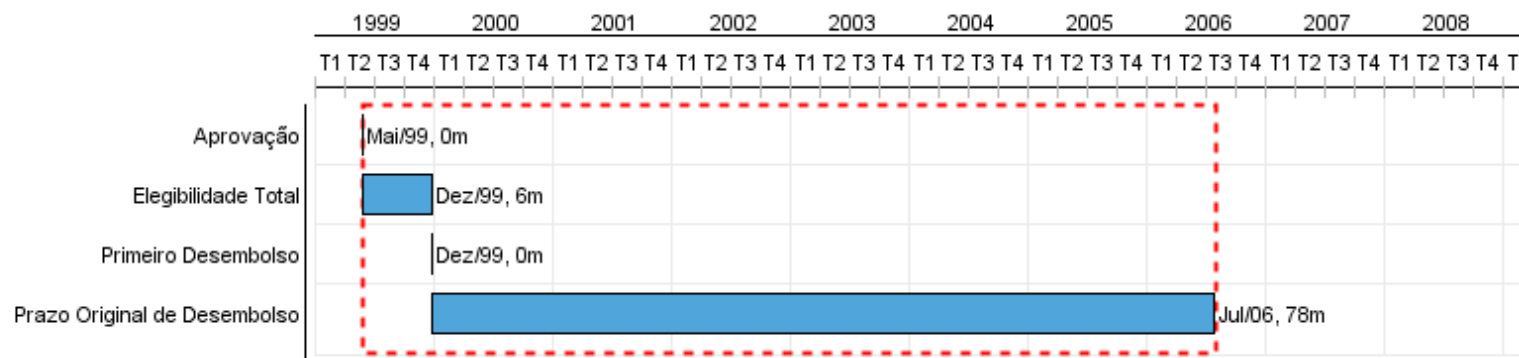


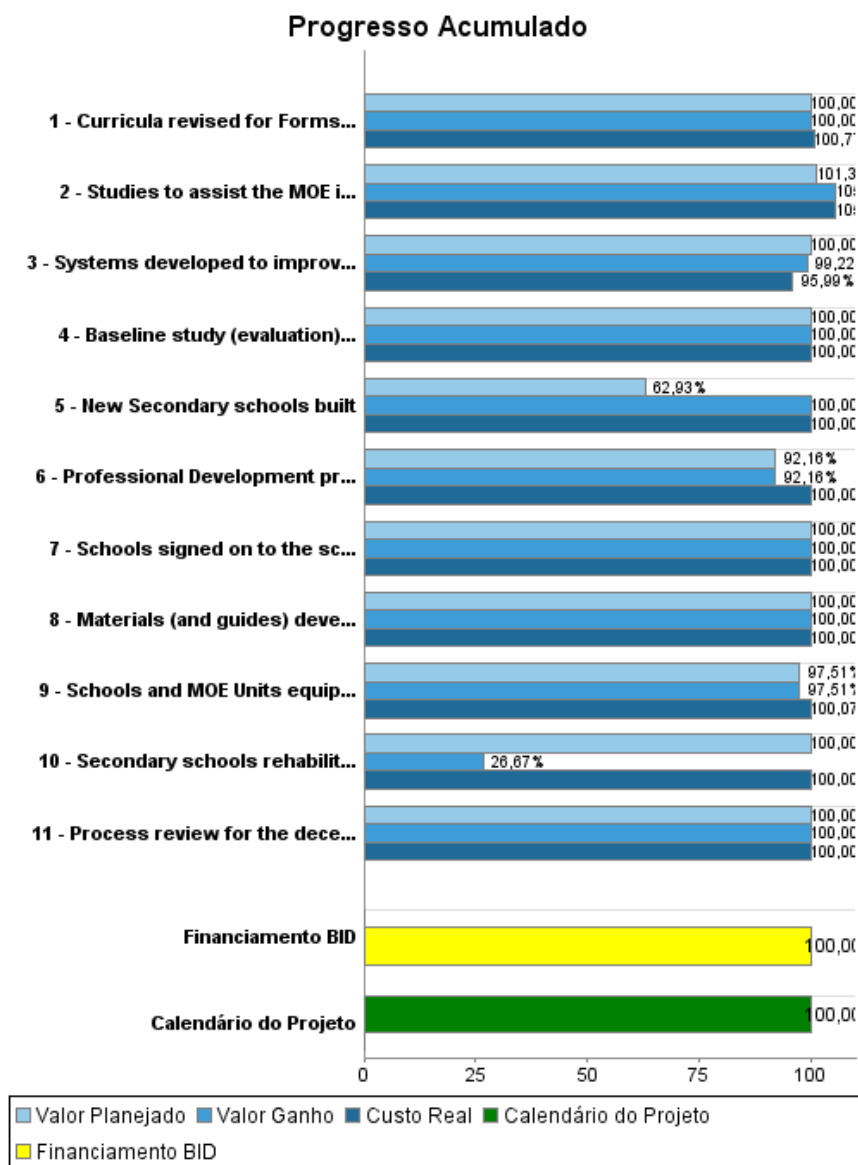
## Relatório Resumido

Dados Gerais	Fundos Disponíveis (US\$)	Custo Total e Fonte
Executor: MINISTRY OF EDUCATION		
Sector: EDUCATION-SECONDARY EDUCATION		
Número da Operação: 1180/OC-TT	Atual: 105.000.000,00	Original BID: 105.000.000,00
Estágio: Approved	Desembolsado: 105.000.000,00	Corrente BID: 105.000.000,00
Tipo Operação: LON - Loan Operation	% Desembolsado: 100,00	Pari-passu: 44,99
Operação Relacionada: TC9801326	Saldo:	Cofinanciamento/País: 45.000.000,00
Subtipo de Operação: ESP - Specific Investment Operation		Original Estimado: 150.000.000,00
		Período de Amortização (meses): 210

Categoria do impacto social	Reformulação	Validação
Categoria do impacto social: B(R)	( ) Os objetivos do projeto foram reformulados?	Validado pelo Chefe de Divisão: Sep 22, 2011 Validado pelo Representante do País: Oct 13, 2011



## Progresso Acumulado até 2011



## Resultados

**Resultado:** 1. Accessibility to secondary education improved.

Indicador	Unidade Medida	Linha Base	Ano Linha Base		2006	2008	2009	2010	Final do Projeto
Access to secondary education of students of age cohort	%			P			100,00	100,00	100,00
				A	100,00		100,00	100,00	

**Resultado:** 2. Educational content and teaching methodologies transformed to meet the needs of a modern, skills-based economy.

Indicador	Unidade Medida	Linha Base	Ano Linha Base		2006	2008	2009	2010	Final do Projeto
ICT competency level of students (as measured by the passing rate in the technology education exams)	%	20,00	2000	P			40,00	40,00	40,00
				A			52,00	55,00	
Rate of CXC passes	%	40,00	2000	P			60,00	60,00	60,00
				A			85,00	45,00	
Gross total ratio of enrollment at higher education in the relevant cohort	%	7,00	2000	P			20,00	20,00	20,00
				A			60,00	30,00	

**Resultado:** 3. A more efficient management of resources developed.

Indicador	Unidade Medida	Linha Base	Ano Linha Base		2006	2008	2009	2010	Final do Projeto
Integrated EMIS fully operational	System		1999	P					0,00
				A					
An effective and efficient scheme for provision of substitute teachers in place.	System		2000	P			1,00		1,00
				A		1,00	1,00		
Schools signed up to the school development planning initiative	%	10,00	2000	P			67,00	100,00	100,00
				A			67,00	100,00	

**Resultado:** Administration, Monitoring and Evaluation, and Financial Costs

**Resultado:** Quality of secondary education improved.

Indicador	Unidade Medida	Linha Base	Ano Linha Base		2006	2008	2009	2010	Final do Projeto
Schools adopt the new curriculum developed.	Schools		1999	P			132,00		132,00
				A			132,00		
Secondary school graduates attain national certification of essential "skills and competencies" required for the workplace.	Percent		1999	P			100,00	100,00	100,00
				A				34,00	

**Resultado:** Strengthened sectoral management capacity at the central, regional and local levels.

Indicador	Unidade Medida	Linha Base	Ano Linha Base		2006	2008	2009	2010	Final do Projeto
-----------	----------------	------------	----------------	--	------	------	------	------	------------------

Planned decentralized educational offices (RED) fully operational and staffed	Offices	1999	P			2,00		2,00
			A			2,00		

## Produtos: Progresso Físico e Financeiro Anual 2011

Descrição	Unidade de medida	Físico				Financeiro			
		Planejado	Atual	Unidades Acumuladas	Unidades FDP	Planejado	Atual	Custos Acumulados	Custos FDP
<b>QUALITY REFORMS OF SECONDARY SCHOOL EDUCATION</b>									
Curricula revised for Forms 1 -5 in seven subject areas	Forms (grades )				5,00	10.524,71	10.524,71		1.282.783,21
Professional Development programmes developed for teachers and school leaders	Programmes				18,00	972.947,15	972.947,15		6.366.146,46
Schools and MOE Units equipped with updated teaching and learning resources.	Schools				134,00	653.783,85	653.783,85		43.636.915,07
Baseline study (evaluation) completed	Studies				4,00				67.214,00
New Secondary schools built	Schools				18,00				25.376.216,64
Secondary schools rehabilitated	Schools				90,00				716.699,89
Materials (and guides) developed for the National Certification in Secondary Education ( NCSE) for Levels 1 and 2.	Levels				2,00				1.329.044,97
<b>SUPPORT FOR OTHER EDUCATIONAL REFORMS</b>									
Schools signed on to the school development planning initiative.	Schools				132,00				124.274,00
<b>INSTITUTIONAL REFORM OF THE MINISTRY OF EDUCATION</b>									
Systems developed to improve MOE management	System				3,00				3.842.943,94
Process review for the decentralization of the MOE completed	Studies				1,00	8.700,00	8.700,00		1.363.123,00
Studies to assist the MOE in decision-making about reforms.	Studies				5,00	427.000,00	481.634,41		1.284.000,00
<b>Administration, Monitoring and Evaluation, and Financial Costs</b>									
<b>TOTAL</b>						<b>2.072.955,71</b>	<b>2.127.590,12</b>		<b>85.389.361,18</b>