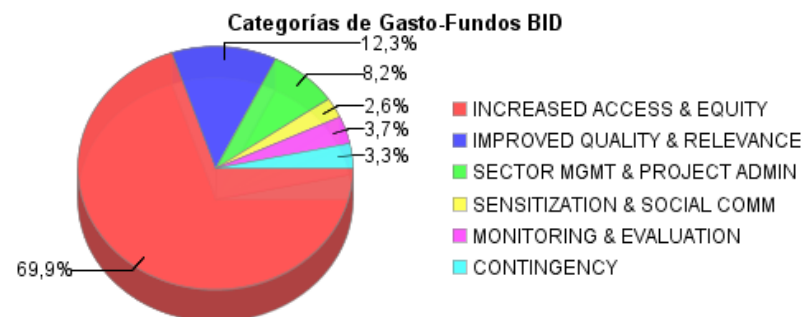
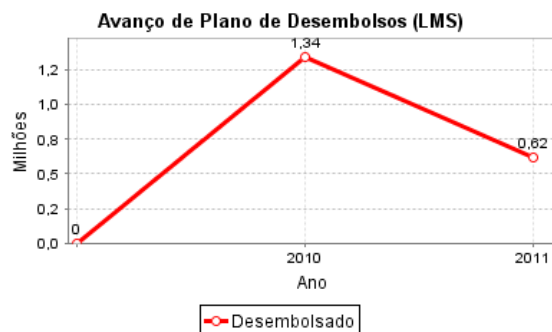
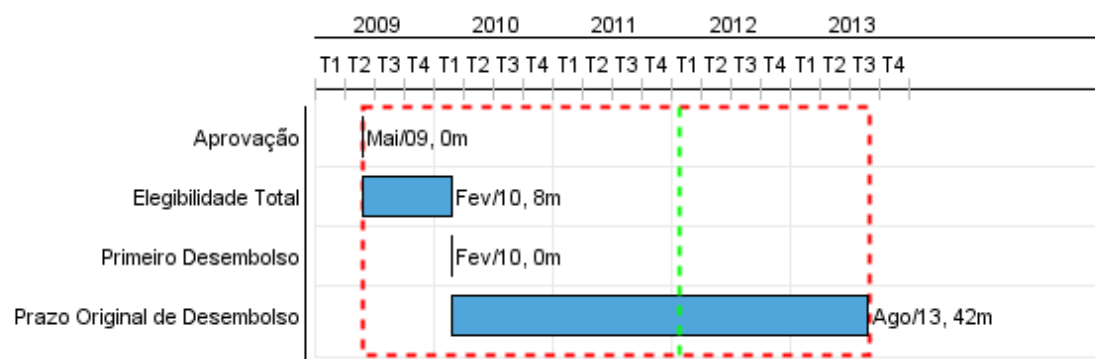


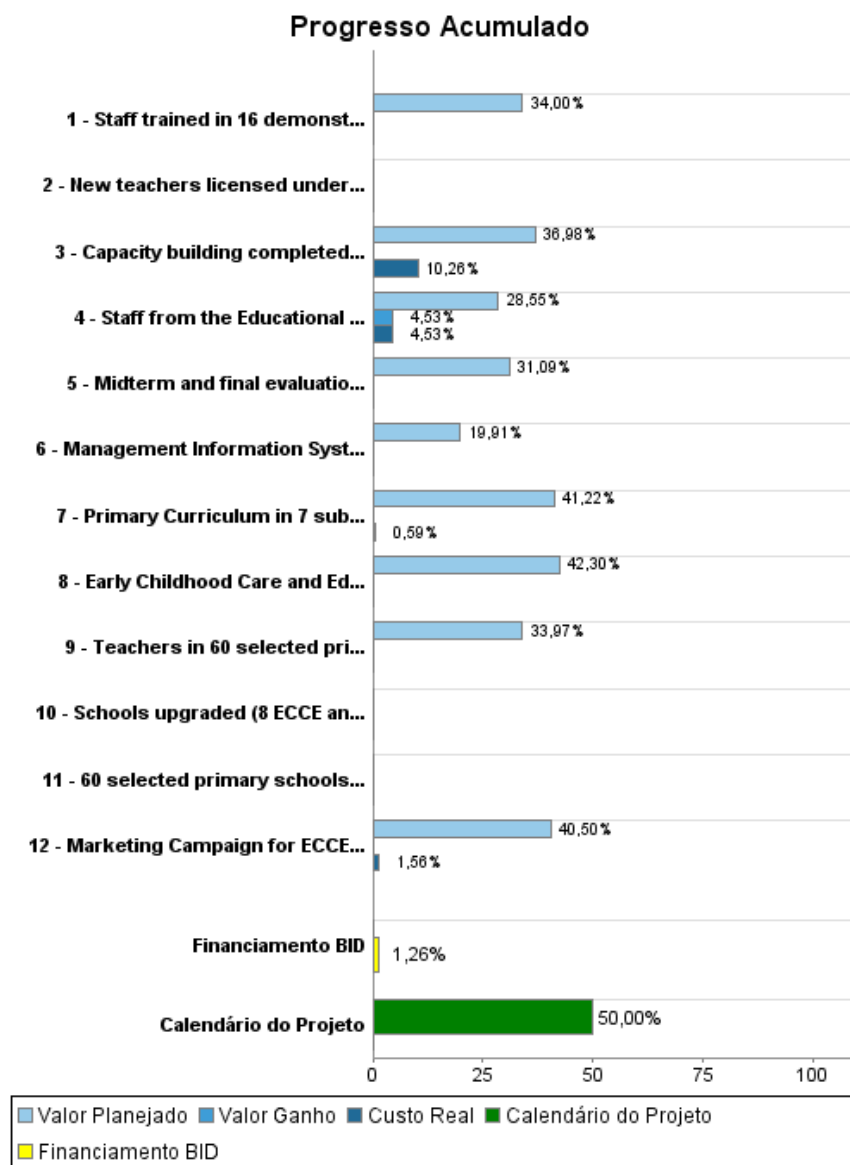
Relatório Resumido

Dados Gerais		Fundos Disponíveis (US\$)		Custo Total e Fonte	
Executor:	MINISTRY OF EDUCATION				
Sector:	EDUCATION				
Número da Operação:	2138/OC-TT	Atual:	48.750.000,00	Original BID:	48.750.000,00
Estágio:	Approved	Desembolsado:	615.939,18	Corrente BID:	48.750.000,00
Tipo Operação:	INV - Investimento	% Desembolsado:	1,26	Pari-passu:	78,00
Operação Relacionada:	TT-T1004	Saldo:	48.134.060,82	Cofinanciamento/País:	13.750.000,00
Subtipo de Operação:	PFM - Multi-Phase Lending Project			Original Estimado:	62.500.000,00
				Período de Amortização (meses):	186

Categoria do impacto social	Reformulação	Validação
Categoria do impacto social:	C () Os objetivos do projeto foram reformulados?	Validado pelo Chefe de Divisão: Sep 22, 2011 Validado pelo Representante do País: Oct 13, 2011



Progresso Acumulado até 2011



Resultados

Resultado:	Component 1: Increased equity of education services to all children achieved
Observações:	Correlation with Country Strategies: Strategic objective: Increase human capital by improving and/or providing access to early childhood services. Indicator: Early childhood service providers meeting country's standards.

Indicador	Unidade Medida	Linha Base	Ano Linha Base		2010	2011	2012	2013	Final do Projeto
Gross enrollment rate in Early Childhood Care and Education (ECCE) centers.	%	86,90	2009	P A	88,40	91,30	94,00	94,00	94,00
Students benefitted from constrution of new ECCE centers.	Students		2009	P A	500,00		1.250,00	1.475,00	2.725,00

Resultado:	Component 2: Quality of primary education improved
Observações:	Correlation with Country Strategies: Strategic objective: Increase human capital by improving and/or providing access to early childhood services. Indicator: Early childhood service providers meeting country's standards.

Indicador	Unidade Medida	Linha Base	Ano Linha Base		2010	2011	2012	2013	Final do Projeto
Children receiving Spanish instruction in primary schools	%		2009	P A	3,00		3,00	8,00	8,00
Teachers in 60 selected primary schools apply new teaching and assessment methods	%		2009	P A	33,00		33,00	80,00	80,00
Students benefitted from a revised curriculum.	Students		2009	P A				10.000,00	10.000,00

Resultado:	Component 3: Management of Education Sector Improved
Observações:	Correlation with Country Strategies: Strategic objective: Increase human capital by improving and/or providing access to early childhood services. Indicator: Early childhood service providers meeting country's standards. Strategic objective: Strengthening of Country Procurement Systems Indicator: All Executing Agencies with projects in execution manage procurement activities through SEPA.

Indicador	Unidade Medida	Linha Base	Ano Linha Base		2010	2011	2012	2013	Final do Projeto
Educational Planning Division transitions to function according to new plan	#		2009	P A				1,00	1,00

Resultado:	Component 1: Increased quality of education services to all children achieved.
Observações:	Correlates with country strategy: Strategic objective: increase human capital by improving and/or providing access to early childhood services. Indicator: early childhood service providers meet country's standards.

Indicador	Unidade Medida	Linha Base	Ano Linha Base		2010	2011	2012	2013	Final do Projeto
Children with special needs in all demonstration schools with an Individualized Education Plan.	%	5,00	2009	P A	10,00	10,00	45,00	100,00	100,00

Resultado:	Component 2: Relevance of primary education improved.
Observações:	Correlation with Country Strategies: Strategic objective: Increase human capital by improving and/or providing access to early childhood services. Indicator: Early childhood service providers meeting country's standards.

Indicador	Unidade Medida	Linha Base	Ano Linha Base		2010	2011	2012	2013	Final do Projeto
Selected primary schools utilize revised curriculum and instructional materials.	%		2009	P A			100,00	100,00	100,00

Produtos: Progresso Físico e Financeiro Anual 2011

Descrição	Unidade de medida	Físico				Financeiro			
		Planejado	Atual	Unidades Acumuladas	Unidades FDP	Planejado	Atual	Custos Acumulados	Custos FDP
Component 1: Increased Equity and quality of education services to all children									
Early Childhood Care and Education (ECCE) centres built and equipped and operational in targeted areas.	school				50,00	8.500.000,00			38.107.300,00
Capacity building completed in 50 ECCE centres	center				50,00				1.027.690,00
Schools upgraded (8 ECCE and 8 primary schools) for inclusive education	school				16,00				2.231.250,00
Staff trained in 16 demonstration schools	school				16,00				3.479.488,00
Component 2: Improved quality and relevance of primary education									
Primary Curriculum in 7 subject areas revised and taught in 60 selected schools to be implemented by grade (phased approach).	grade				5,00	300.000,00			4.150.513,00
60 selected primary schools have trained teachers in Spanish	school				60,00				2.072.300,00
Teachers in 60 selected primary schools are trained in revised assessment methods as required by the revised curriculum.	Teachers				600,00				1.769.057,00
Component 3: Improved Sector Management									
Staff from the Educational Planning, Communication, Human Resources and ECCE Divisions trained.	Division				4,00	300.000,00			1.249.086,00
New teachers licensed under the new registration and licensing system.	teachers				80,00				1.283.893,00
Management Information System designed and partially implemented	IT system				1,00				788.530,00
Midterm and final evaluation completed	report				2,00				1.785.000,00
Component 4: Social Marketing Campaign									
Marketing Campaign for ECCE and Inclusive Education completed.	Report				3,00	120.000,00			1.252.000,00
TOTAL						9.220.000,00			59.196.107,00