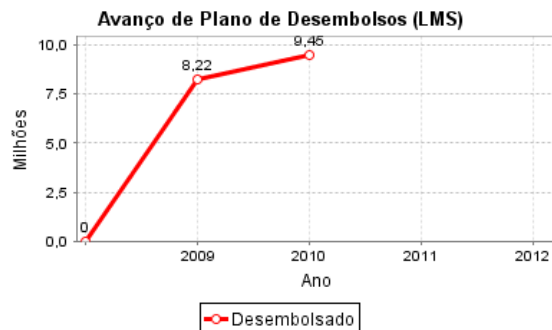
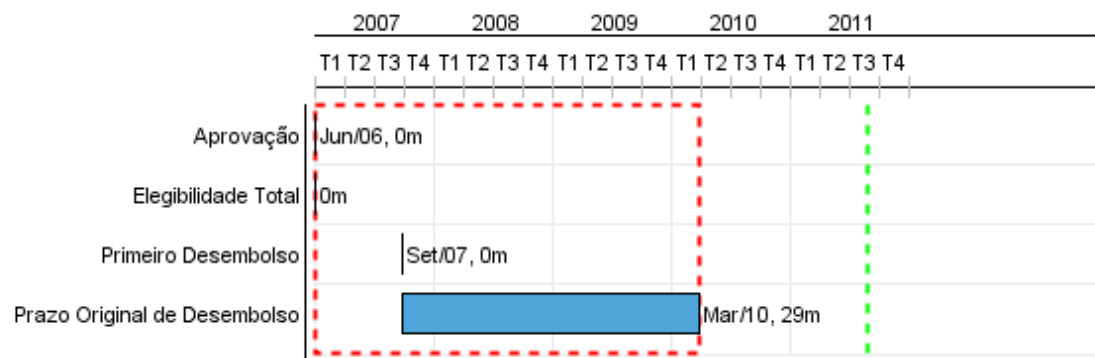


Relatório Resumido

Dados Gerais	Fundos Disponíveis (US\$)	Custo Total e Fonte
Executor: Office of the Chief Justice		
Sector: REFORM / MODERNIZATION OF THE STATE-MODERNIZATION & ADMINIST OF JUSTICE		
Número da Operação: 1745/SF-GY;1746/SF-GY	Atual: 25.000.000,00	Original BID: 25.000.000,00
Estágio: Approved	Desembolsado: 18.378.099,32	Corrente BID: 25.000.000,00
Tipo Operação: HIB - Hybrid Operation	% Desembolsado: 73,51	Pari-passu: 100,00
Operação Relacionada:	Saldo: 6.621.900,68	Cofinanciamento/País:
Subtipo de Operação: HIB - Hybrid Operation		Original Estimado: 25.000.000,00
		Período de Amortização (meses): 354

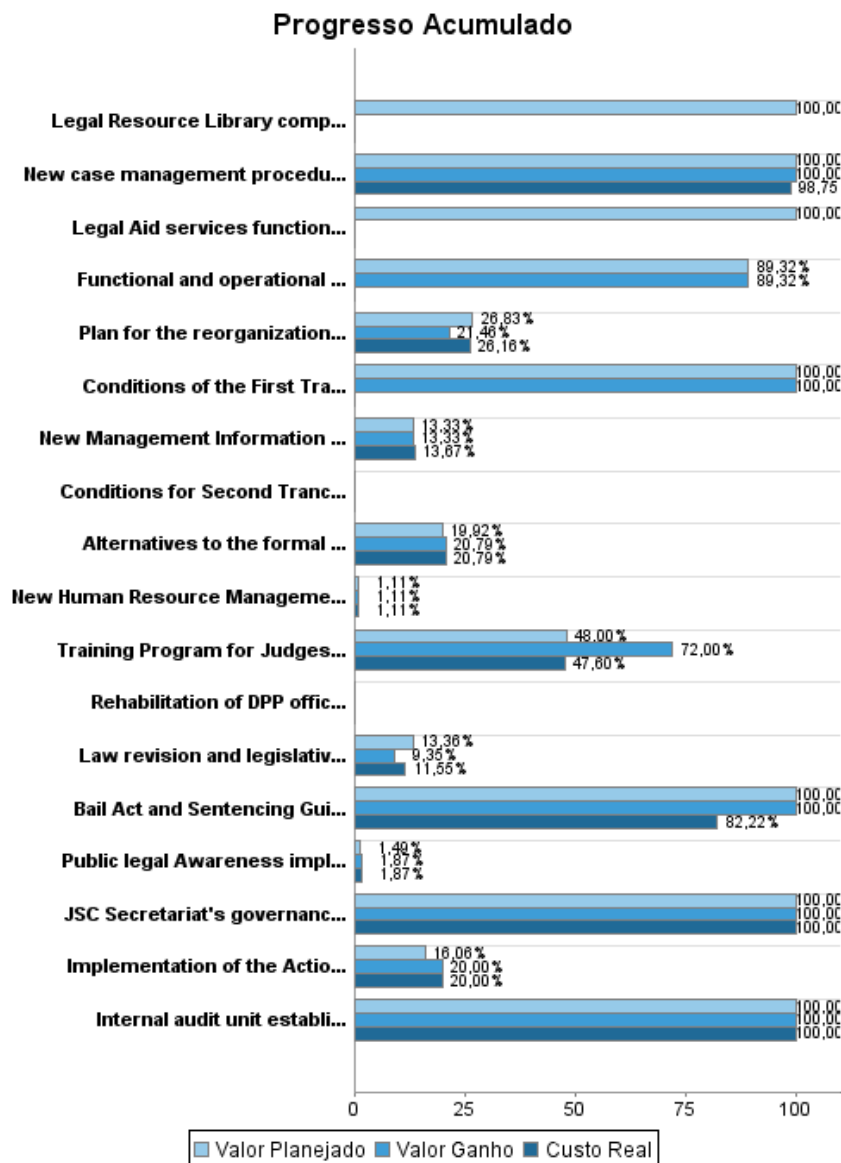
Categoria do impacto social	Reformulação	Validação
Categoria do impacto social: B	() Os objetivos do projeto foram reformulados?	Validado pelo Chefe de Divisão: Mar 28, 2011 Validado pelo Representante do País: Apr 13, 2011



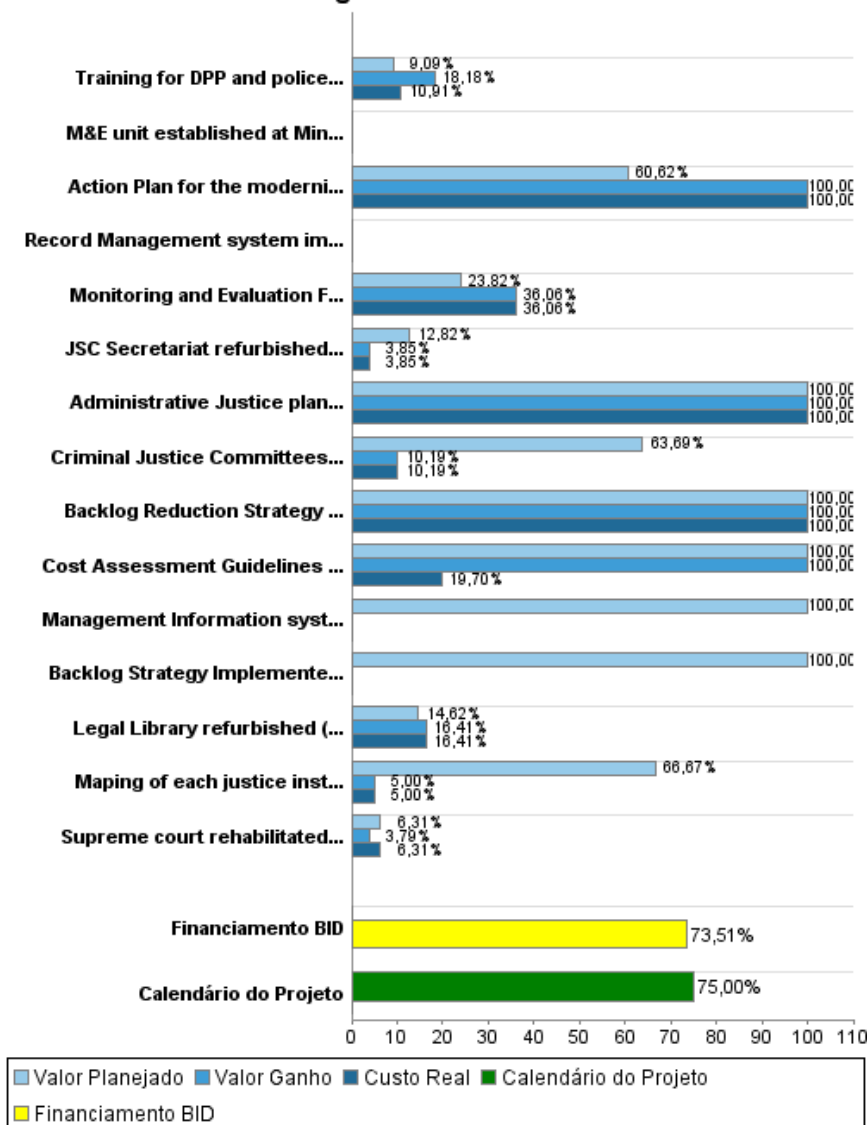
Categorias de Gasto-Fundos BID

Busca realizada com sucesso, mas nenhum registro foi encontrado.

Progresso Acumulado até 2010



Progresso Acumulado



Resultados

Resultado:	The clearance rates (cases disposed of / cases filed in the year) is increased
Suposições:	1.Continuous political commitment to the Justice Sector Reform Strategy. 2.The justice sector has adequate resources to perform its functions.

Indicador	Unidade Medida	Linha Base	Ano Linha Base		Final do Projeto
The clearence rates (cases disposed of/ cases filed in the year) within the Magistrates Courts for civil cases	%	33,00	1998	P A	80,00
The clearance rates within the Magistrates Courts for criminal cases	%	50,00	1998	P A	80,00
The clearance rates within the Court of Appeal in civil cases	%	31,00	1998	P A	80,00
The clearance rates within the Court of Appeal for criminal cases	%	69,00	1998	P A	80,00

Resultado:	The proportion of successful criminal prosecutions is improved
Suposições:	1. Political commitment to the Justice Reform Strategy 2. The justice sector has adequate resources to perform its functions.

Indicador	Unidade Medida	Linha Base	Ano Linha Base		Final do Projeto
The proportion of successful criminal prosecutions	%	10,00	2005	P A	25,00

Resultado:	The proportion of successfully settled cases/ cases rerred to mediation is improved.
Suposições:	1.Political commitment to the Justice Sector Strategy 2.The justice sector has adequate resources to perform its functions.

Indicador	Unidade Medida	Linha Base	Ano Linha Base		Final do Projeto
The proportion of sucessfully settled cases / cases referred to mediation	%	12,00	2003	P A	25,00

Resultado:	Backlog reduction program implemented
Suposições:	1. The justice sector is able oto retain trained staff 2. Budgeted financial resources are made available to the sector in a timely manner 3. the justice sector emplyeeyes have a favurable attitude towards change 4. justice sector institutions are willing to coordinate

Indicador	Unidade Medida	Linha Base	Ano Linha Base		Final do Projeto
Reduction of backlogged cases	cases	12.000,00	2005	P A	0,00

Produtos: Progresso Físico e Financeiro Anual 2010

Descrição	Unidade de medida	Físico				Financeiro			
		Planejado	Atual	Unidades Acumuladas	Unidades FDP	Planejado	Atual	Custos Acumulados	Custos FDP
PBL - First Tranche									
Conditions of the First Tranche achieved	Conditions	12,00	12,00		12,00	7.000.000,00			7.000.000,00
PBL- Second Tranche									
Conditions for Second Tranche achieved	Conditions				15,00				8.000.000,00
Investment I: Enhancing Institutional Capacity									
JSC Secretariat's governance policies and operational rules developed (1.1 a Strengthening of the JSC)	JSC Rules	1,00	1,00		1,00	52.000,00	52.000,00		52.000,00
JSC Secretariat refurbished (1.1 b Strengthening of JSC)	JSC Refurbished				1,00	5.000,00	1.500,00		39.000,00
New case management procedures in High Court and Magistrates Court (1.2 a Backlog and Delay Reduction)	HC Procedures	1,00	1,00		1,00	80.000,00	79.000,00		80.000,00
Backlog Reduction Strategy Developed (1.2 b Backlog and Delay Reduction)	Strategic Plan	1,00	1,00		1,00	74.000,00	74.000,00		74.000,00
Backlog Strategy Implemented (1.2 c Backlog and Delay Reduction)	Backlog implementation	1,00			1,00	352.000,00			352.000,00
Internal financial management manual for the Registrar's office produced (1.3 a Streng Court Admin)	Fin. Manual	1,00	1,00		1,00	11.000,00	11.000,00		11.000,00
New Management Information System (MIS) developed (1.3 b Streng Court Adm)	%	10,00	10,00		100,00	60.000,00	61.500,00		450.000,00
New Human Resource Management System developed (1.3 c Streng Court Adm)	HR policies				1,00		1.000,00		90.000,00
Internal audit unit established (1.3 d Streng Court Adm)	Int. Audit. Unit		1,00		1,00		10.000,00		10.000,00
Training Program for Judges and Magistrates (1.4 a Skill and Productivity)	Judges	20,00	30,00		30,00	120.000,00	119.000,00		250.000,00
Legal Resource Library completed (1.4 b Skills and Productivity Enhancement)	legal library		1,00		1,00				250.000,00
Training in the new criminal and procedural laws (1.5 : Amending Civil and Criminal procedural laws)	judges and magistrates trained	30,00	30,00		30,00	35.000,00	35.000,00		35.000,00
Supreme court rehabilitated (1.6 Physical improvements to courtrooms)	%	10,00	6,00		100,00	100.000,00	100.000,00		1.584.000,00
Functional and operational reorganization of DPP designed (1.7 a : Criminal Justice Improvements)	reorganization plan designed	1,00	1,00		1,00	200.000,00			223.912,00
Rehabilitation of DPP offices completed (1.7 b Criminal Justice Improvements)	%				100,00				267.000,00

Descrição	Unidade de medida	Físico				Financeiro			
		Planejado	Atual	Unidades Acumuladas	Unidades FDP	Planejado	Atual	Custos Acumulados	Custos FDP
Management Information system completed (1.7 c Criminal Justice Improvements)	%	100,00			100,00	522.000,00			522.000,00
Plan for the reorganization of the DPP implemented (1.7 d; Criminal Justice Improvements)	%	25,00	20,00		100,00	80.000,00	78.000,00		298.208,00
Training for DPP and police prosecutors completed (1.7 e Criminal Justice Improvements)	DPP and police prosecutors trained	20,00	40,00		46,00	5.000,00	6.000,00		55.000,00
Bail Act and Sentencing Guidelines developed (1.8 Criminal Procedures Improvement)	Act and Guidelines	2,00	2,00		2,00	45.000,00	37.000,00		45.000,00
Cost Assessment Guidelines developed (1.9 Civil Procedures Improvement)	Guidelines	1,00	1,00		1,00	66.000,00	13.000,00		66.000,00
Administrative Justice plan developed (1.10 Administrative Justice)	Plan	1,00	1,00		1,00	30.000,00	30.000,00		30.000,00
Action Plan for the modernization of the Ministry of Legal Affairs completed (1.11 a: Institutional Strengthening of Mola)	action plan completed		1,00		1,00	40.000,00	65.988,00		65.988,00
Implementation of the Action Plan for modernization of MOLA completed (1.11 b: Inst . Strengthening of Mola)	plan implemented				1,00	40.000,00	49.800,00		249.000,00
Legal Library refurbished (1.11 c: Inst. Stregth. of Mola)	library refurbished				1,00	20.000,00	22.458,00		136.827,00
Record Management system implemented (1. 11 d: Inst Streng of Mola)	MIS system functioning				1,00				147.065,00
Investment II: Strenthening Linkages among Justice Institutions									
Maping of each justice institutions completed (2.1.a Sector Wide Policy Leadership)	mapping completed		1,00		1,00	40.000,00	3.000,00		60.000,00
Monitoring and Evaluation Framework completed (2.1 b : Sector Wide Policy Leadership)	M&E System		1,00		1,00	50.000,00	75.715,00		209.950,00
M&E unit established at Ministry of Legal Affairs (2.1 c Sector Wide Policy Leadership)	M&E unit				1,00				73.050,00
Criminal Justice Committees and Civil Justice Committes established (2.2: Ensuring Participation of Users and Beneficiaries)	Committees				2,00	100.000,00	16.000,00		157.000,00
Investment III: Improving Access to Justice									
Legal Aid services functioning (3.1: Expansion of Legal Aid Services)	%	100,00			100,00	424.100,00			424.100,00
Public legal Awareness implemented (3.2)	%				100,00	5.000,00	6.264,00		335.264,00
Alternatives to the formal justice system provided (3.3)	paralegal program				1,00	50.000,00	52.179,00		251.000,00

RELATÓRIO DE MONITOREIO DE PROGRESSO

GY-L1009 - Justice Administration System

2010 2º período com encerramento em (31-Mar-2011)

Banco Interamericano de Desenvolvimento - IDB

Escritório de Planejamento Estratégico e Efetividade no Desenvolvimento

Última Atualização do PMR: 23/03/2011

Descrição	Unidade de medida	Físico				Financeiro			
		Planejado	Atual	Unidades Acumuladas	Unidades FDP	Planejado	Atual	Custos Acumulados	Custos FDP
Law revision and legislative framework completed (3.4)	%	10,00	7,00		100,00	150.000,00	129.610,00		1.122.636,00
Project Coordination									
External Audit and Evaluation									
Contingencies									
Financial Costs									
TOTAL						9.756.100,00	1.129.014,00		23.016.000,00