

Relatório Resumido

Dados Gerais

Executor:	MINISTRY OF FINANCE
Sector:	ENERGY-REGULATORY FRAMEWORK ENERGY
Número da Operação:	1938/BL-GY
Estágio:	Approved
Tipo Operação:	PBL - Policy Based Loan
Operação Relacionada:	
Subtipo de Operação:	PBL - Policy Based Loan

Fundos Disponíveis (US\$)

Atual:	12.000.000,00
Desembolsado:	7.000.000,00
% Desembolsado:	58,33
Saldo:	5.000.000,00

Custo Total e Fonte

Original BID:	12.000.000,00
Corrente BID:	12.000.000,00
Pari-passu:	100,00
Cofinanciamento/País:	
Original Estimado:	12.000.000,00
Período de Amortização (meses):	288

Categoria do impacto social

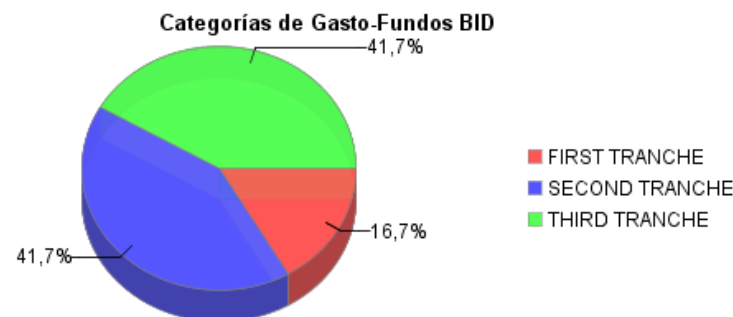
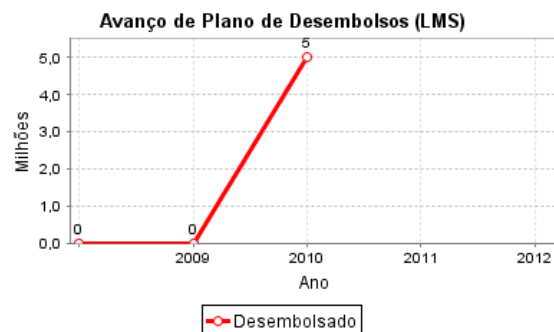
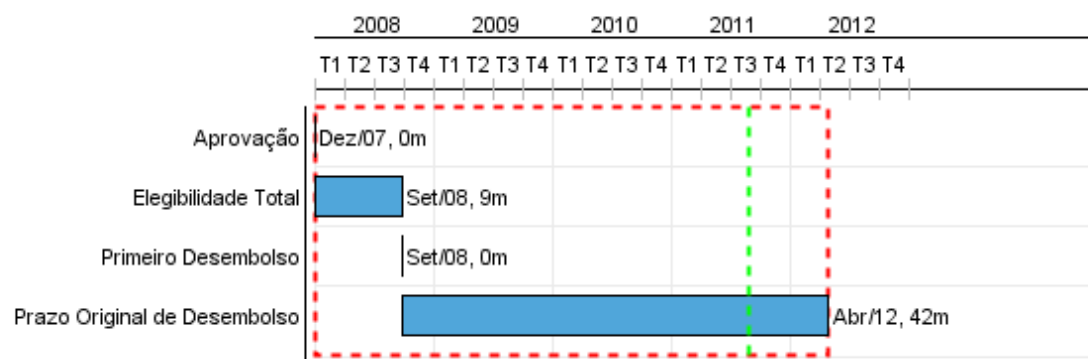
Categoria do impacto social:

Reformulação

B () Os objetivos do projeto foram reformulados?

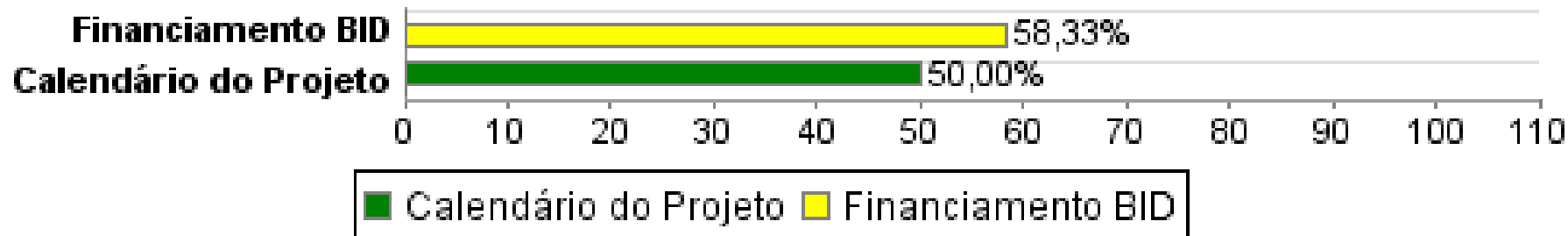
Validação

Validado pelo Chefe de Divisão: Apr 14, 2011
Validado pelo Representante do País: Apr 15, 2011



Progresso Acumulado até 2010

Progresso Acumulado



Resultados

Resultado:	Efficiency of power sector improved
Suposições:	Available and appropriate human resources capacity in Guyana. Funding of PUC sufficient to execute strategic plan. National assembly approves version of legislation consistent with amendments. National authorities continue to prioritize the role of the PUC in oversight and monitoring activities in sector. National authorities continue to support GP&L in providing power services. GP&L carries out its obligations under the updated ESRA and licence.

Indicador	Unidade Medida	Linha Base	Ano Linha Base		Final do Projeto
Appointment of regulators in accordance with new procedures established in PUCA.	units		2007	P A	1,00
Proportion of complaints resolved by the PUC	%		2007	P A	20,00
Published GLP's annual report within timeline established in legislation	units		2007	P A	5,00
PUC long term plans	units		2007	P A	1,00
Large consumers added to GP&Ls network	units		2007	P A	10,00

Resultado:	Quality of service of electricity supply by utility company improved
Suposições:	Fuel rates remain stable. GP&L continues to invest in maintenance and expansion of operating capacity.

Indicador	Unidade Medida	Linha Base	Ano Linha Base		Final do Projeto
GP&L published reports on quality of service	units		2007	P A	10,00
Frequency of non schedule outages	%		2007	P A	20,00
Customer satisfaction surveys for connections, billing, and service	%		2011	P A	20,00
Complaints on quality of service reviewed by the PUC	%		2007	P A	10,00

Resultado:	Power sector developed in consistency with power sector policy
Suposições:	National authorities and stakeholders follow recommendations of new power sector policy.

Indicador	Unidade Medida	Linha Base	Ano Linha Base		Final do Projeto
GP&L D&E plans adhered to guidelines from new power sector policy	units		2007	P A	1,00
Inclusion of policy recommendation in D&E confirmed by Minister and PUC	units		2007	P	1,00

					A	
--	--	--	--	--	---	--

Resultado:	Governance (including transparency and accountability) of power utility company improved
Suposições:	National authorities continue to support GP&L in providing power services. GP&L operations are undertaken in a manner consistent with the new governance mechanisms.

Indicador	Unidade Medida	Linha Base	Ano Linha Base		Final do Projeto
Minutes of the Board reflecting procedures derived from new corporate administrative tools.	units		2007	P A	1,00

Resultado:	Electricity losses reduced
Suposições:	No new challenges in executing electricity loss reduction plan. Fuel rates remain stable

Indicador	Unidade Medida	Linha Base	Ano Linha Base		Final do Projeto
Electricity losses	%	100,00	2007	P A	20,00

Resultado:	Consumers' behavior improved towards non-technical losses
Suposições:	Consumers take favorably to campaign and initiate a change in behavior.

Indicador	Unidade Medida	Linha Base	Ano Linha Base		Final do Projeto
Customer survey results regarding willingness to pay	%		2007	P A	20,00

Resultado:	Social awareness of energy related issues improved
Suposições:	GP&L management implements loss reduction action plan

Indicador	Unidade Medida	Linha Base	Ano Linha Base		Final do Projeto
Social awareness of full cost of electric losses	units		2007	P A	1,00

Produtos: Progresso Físico e Financeiro Anual 2010

Descrição	Unidade de medida	Físico			
		Planejado	Atual	Unidades Acumuladas	Unidades FDP
Promote Institutional, legal and regulatory reforms					
Public Utilities Commission (PUC) legislation updated	PUC legislation	1,00	1,00		1,00
Public Utilities Commission (PUC) Institutional strengthening implemented	Plan	1,00	1,00		1,00
ESRA legislation updated.	ESRA Legislation	1,00	1,00		1,00
GP&L license updated	License	1,00	1,00		1,00
GP&L contingent liability due to PUC paid	Contingent liability	1,00	1,00		1,00
GP&L tariff structure is revised and adopted	Tariff structure				1,00
GP&L data collection and reporting system implemented	System	1,00	1,00		1,00
New power sector policy published	Policy	1,00	1,00		1,00
Strengthen the Power Utility Company Capabilities					
GP&L corporate administrative tools (bylaws, governance standards and procedures, corporate codes, board composition, and operating procedures) established	Set of corporate tools	1,00	1,00		1,00
Promote Sustainable Electricity Loss Reductions					
Electricity losses reduced	%				20,00
Campaign	unit	1,00	1,00		1,00