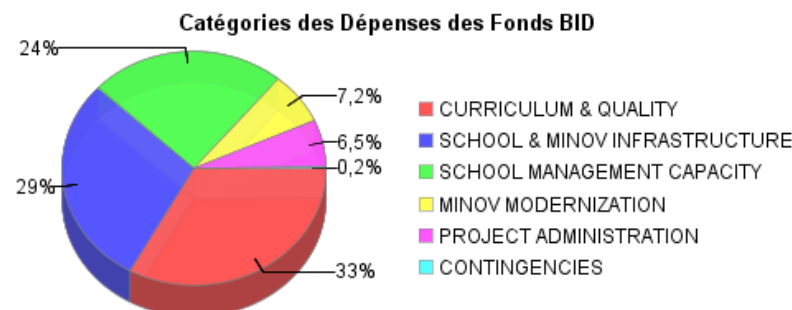
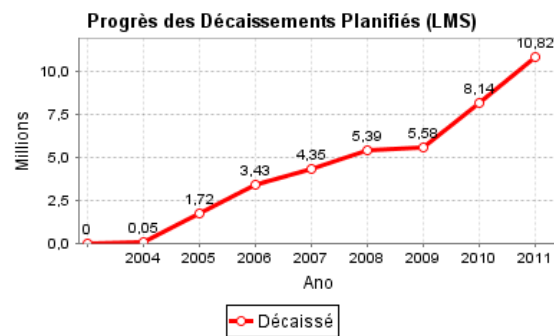
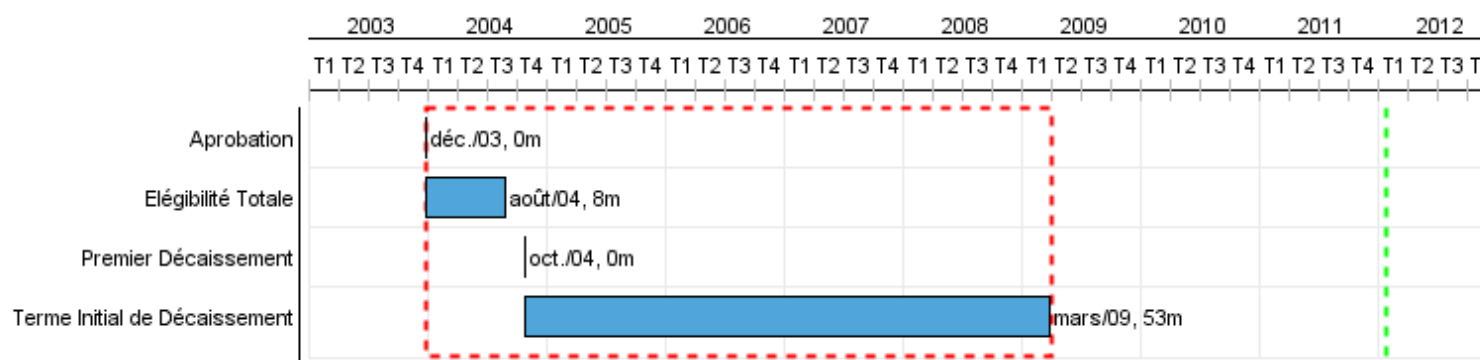


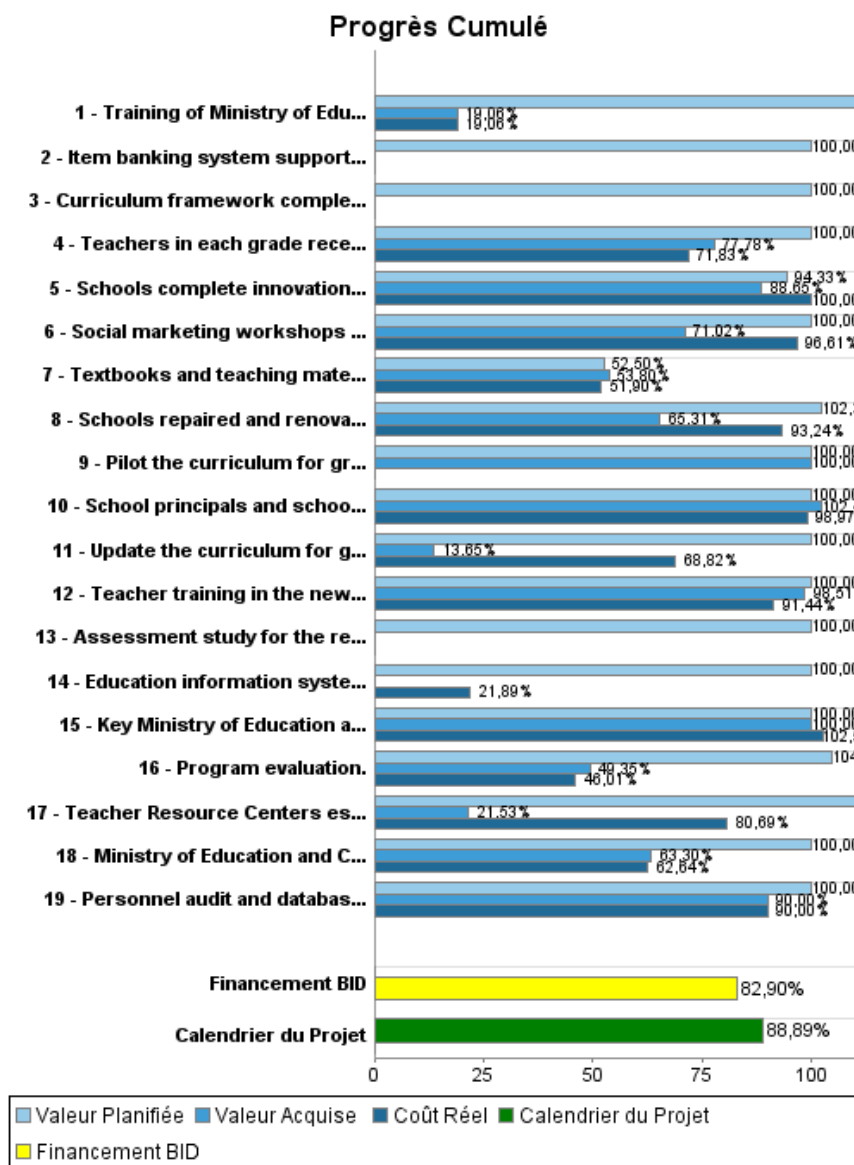
Rapport Résumé

Données Générales		Fonds Disponibles (US\$)		Coût Total et Source de Financement	
Agence d' Exécution (EA):	MINISTRY OF EDUCATION SCIENCE AND CULTURE (MINOW)				
Secteur:	EDUCATION-PRIMARY EDUCATION				
Numéro(s) de Prêt(s):	1521/OC-SU	Montant Courant Approuvé:	12.500.000,00	Initial BID:	12.500.000,00
Étape:	Approved	Montant Décaissé à ce Jour:	10.362.329,07	Courant BID:	12.500.000,00
Type d' Opération:	INV - Investissement	% Décaissé:	82,90	Pari Passu:	89,00
Opération(s) Connexe(s):	TC9909010, SU-L1019	Solde:	2.137.670,93	Cofinancement/Pays:	1.000.000,00
Sous-Type de l'Opération:	ESP - Specific Investment Operation			Estimation Initiale:	13.500.000,00
				Période d'Amortissement (mois):	234

Catégorie d'Impact Environnemental et Social du Projet	Reformulation	Validation
Catégorie d'Impact Environnemental et Social du Projet: B13(R)	() Les objectifs du projet ont-ils été reformulés?	Validé par le Chef de Division: Sep 21, 2011 Validé par le Représentant: Sep 27, 2011



Progrès Cumulé à 2011



Résultats

Résultat:	Contribute to the development of human capital in Suriname.
Suposições:	Macroeconomic and fiscal stability.

Indicateur	Unité de Mesure	Ligne de Base	Année Ligne de Base		2009	2010	2011	Fin du Projet
Coverage of basic education (grades 6-10)	percent	45,00	2003	P	50,00	50,00	50,00	50,00
				A	57,00	57,00		
School completion rate in 6th grade.	percent	50,00	2001	P	55,00	55,00	55,00	55,00
				A	53,00	53,00		
Students benefitted by education projects.	Students		2003	P			17.000,00	17.000,00
				A				

Résultat:	Improved quality and increased efficiency of the basic education system.
Suposições:	Adequate financial resources allocated to the MOECD. Different donor agencies working on education in Suriname coordinate their activities.

Indicateur	Unité de Mesure	Ligne de Base	Année Ligne de Base		2009	2010	2011	Fin du Projet
Coverage of basic education in grades 6 to 10.	percent	45,00	2003	P	50,00	50,00	50,00	50,00
				A	57,00	57,00		
Repetition rates in Grade 1.	percent	25,00	2003	P	17,50	17,50	17,50	18,00
				A		20,00		
Repetition rates in grade 2.	percent	20,00	2003	P	14,00	14,00	14,00	14,00
				A		16,00		
Repetition rates in grade 3.	percent	22,00	2003	P	15,40	15,40	15,40	15,00
				A		17,60		
Drop out rates in grade 1.	percent	7,00	2003	P	5,60	5,60	5,60	5,60
				A		3,22		
Drop out rates in grade 2.	percent	7,00	2003	P	5,60	5,60	5,60	5,60
				A		3,22		
Drop out rates in grade 3.	percent	8,00	2003	P	6,40	6,40	6,40	6,40
				A		3,68		

Produites: Progrès Physique et Financier Annuel 2011

Description	Unité de Mesure	Physique				Financier			
		Planifié	Réel	Unités Cumulées	Unités FDP	Planifié	Réel	Coûts Cumulées	Coûts FDP
SUPPORT ESTABLISHMENT OF A REVISED BASIC EDUCATION CYCLE AND QUALITY IMPROVEMENT									
Update the curriculum for grades 1 - 5.	grades	2,00			4,00	1.721.921,15	890.817,97		2.342.521,15
Teacher training in the new curriculum content and revised teaching materials completed.	Teachers	900,00	822,00		2.700,00				43.000,00
Assessment study for the revision of junior secondary completed.	study	1,00			1,00				15.000,00
Teachers in each grade receive teaching guides and learning materials consistent with the revised curriculum.	grades	2,00	2,00		2,00	525.000,00	484.832,64		675.000,00
Pilot the curriculum for grades 1 to 2.	grades				2,00				150.000,00
Curriculum framework completed.	framework	1,00	1,00		1,00				30.000,00
Textbooks and teaching materials delivered to schools.	teaching materials	80.000,00	106.000,00		90.000,00	58.000,00	58.000,00		1.320.000,00
Social marketing workshops completed.	workshops	2,00			35,00	25.000,00			152.700,00
Item banking system supporting assessment for the new curriculum developed.	System	1,00			1,00	150.000,00			150.000,00
STRENGTHENING OF MANAGEMENT CAPACITIES AT SCHOOL LEVEL									
Teacher Resource Centers established.	centers	10,00	4,00		10,00	740.000,00	407.826,77		1.375.000,00
Schools complete innovation fund projects.	projects	50,00	28,00		72,00	171.000,00	164.853,87		1.358.000,00
School principals and school leaders trained in school leadership and management.	principals/ school leaders				625,00				201.425,00
RENOVATION AND UPGRADING OF SCHOOL AND MINOV INFRASTRUCTURE.									
Schools repaired and renovated.	schools	8,00			55,00	240.000,00			3.557.000,00
Ministry of Education and Community Development departments renovated.	departments	1,00			4,00	40.000,00			117.500,00
MODERNIZATION AND STRENGTHENING OF MOECD AND THE SCHOOL SYSTEM.									
Personnel audit and database completed.	database								37.000,00
Key Ministry of Education and Community Development departments better equipped.	departments				4,00				115.000,00
Education information system network established.	network	1,00			1,00	200.000,00	43.772,35		200.000,00
Program evaluation.	evaluation	1,00			2,00	75.000,00			138.000,00
Training of Ministry of Education and Community Development personnel on the use of the information system completed.	Schools	30,00			30,00	75.000,00			105.000,00
PROJECT FINANCE AND ADMINISTRATION									

RAPPORT DE SUIVI

SU0023 - Basic Education Improvement Project
2011 1º período com fechamento em (30-Jun-2011)

Banque Interaméricaine de Développement - BID
Bureau de la planification stratégique et de l'efficacité du développement
Dernière Mise à Jour: 21/09/2011

Description	Unité de Mesure	Physique				Financier			
		Planifié	Réel	Unités Cumulées	Unités FDP	Planifié	Réel	Coûts Cumulées	Coûts FDP
TOTAL						4.020.921,15	2.050.103,60		12.082.146,15