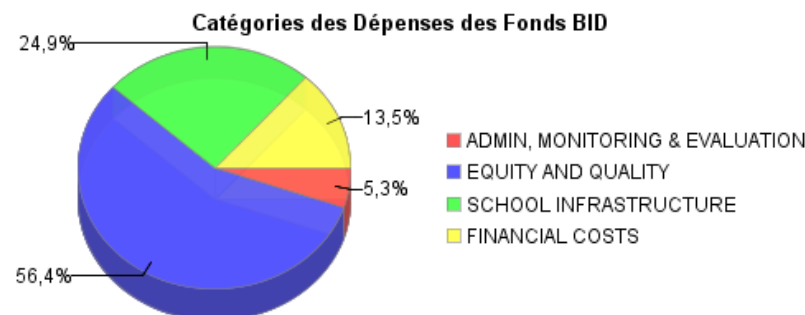
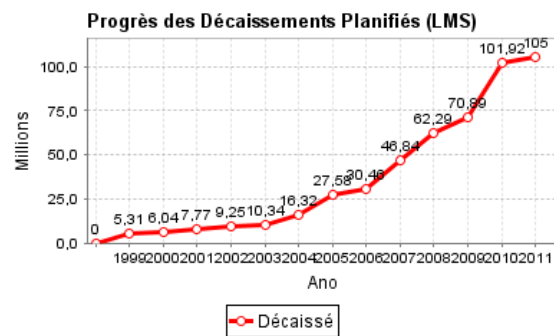
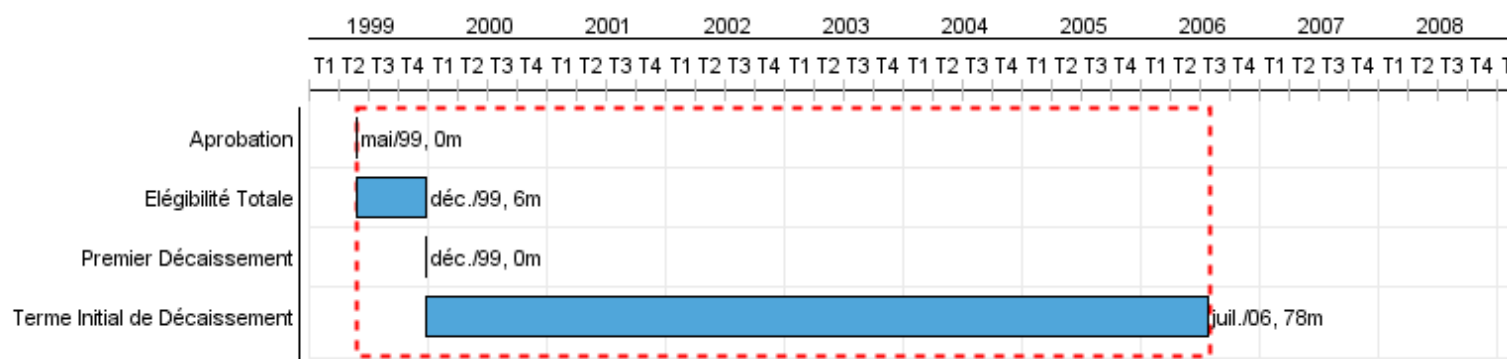



## Rapport Résumé

Données Générales		Fonds Disponibles (US\$)	Coût Total et Source de Financement
Agence d' Exécution (EA):	MINISTRY OF EDUCATION		
Secteur:	EDUCATION-SECONDARY EDUCATION		
Numéro(s) de Prêt(s):	1180/OC-TT	Montant Courant Approuvé:	105.000.000,00
Étape:	Approved	Montant Décaissé à ce Jour:	105.000.000,00
Type d' Opération:	LON - Loan Operation	% Décaissé:	100,00
Opération(s) Connexe(s):	TC9801326	Solde:	
Sous-Type de l'Opération:	ESP - Specific Investment Operation		
		Initial BID:	105.000.000,00
		Courant BID:	105.000.000,00
		Pari Passu:	44,99
		Cofinancement/Pays:	45.000.000,00
		Estimation Initiale:	150.000.000,00
		Période d'Amortissement (mois):	210

Catégorie d'Impact Environnemental et Social du Projet	Reformulation	Validation
Catégorie d'Impact Environnemental et Social du Projet: B(R)	( ) Les objectifs du projet ont-ils été reformulés?	Validé par le Chef de Division: Sep 22, 2011 Validé par le Représentant: Oct 13, 2011



## Progrès Cumulé à 2011



## Résultats

**Résultat:** 1. Accessibility to secondary education improved.

Indicateur	Unité de Mesure	Ligne de Base	Année Ligne de Base		2006	2008	2009	2010	Fin du Projet
Access to secondary education of students of age cohort	%			P			100,00	100,00	100,00
				A	100,00		100,00	100,00	

**Résultat:** 2. Educational content and teaching methodologies transformed to meet the needs of a modern, skills-based economy.

Indicateur	Unité de Mesure	Ligne de Base	Année Ligne de Base		2006	2008	2009	2010	Fin du Projet
ICT competency level of students (as measured by the passing rate in the technology education exams)	%	20,00	2000	P			40,00	40,00	40,00
				A			52,00	55,00	
Rate of CXC passes	%	40,00	2000	P			60,00	60,00	60,00
				A			85,00	45,00	
Gross total ratio of enrollment at higher education in the relevant cohort	%	7,00	2000	P			20,00	20,00	20,00
				A			60,00	30,00	

**Résultat:** 3. A more efficient management of resources developed.

Indicateur	Unité de Mesure	Ligne de Base	Année Ligne de Base		2006	2008	2009	2010	Fin du Projet
Integrated EMIS fully operational	System		1999	P					0,00
				A					
An effective and efficient scheme for provision of substitute teachers in place.	System		2000	P			1,00		1,00
				A		1,00	1,00		
Schools signed up to the school development planning initiative	%	10,00	2000	P			67,00	100,00	100,00
				A			67,00	100,00	

**Résultat:** Administration, Monitoring and Evaluation, and Financial Costs

**Résultat:** Quality of secondary education improved.

Indicateur	Unité de Mesure	Ligne de Base	Année Ligne de Base		2006	2008	2009	2010	Fin du Projet
Schools adopt the new curriculum developed.	Schools		1999	P			132,00		132,00
				A			132,00		
Secondary school graduates attain national certification of essential "skills and competencies" required for the workplace.	Percent		1999	P			100,00	100,00	100,00
				A				34,00	

<b>Résultat:</b>	Strengthened sectoral management capacity at the central, regional and local levels.
------------------	--

Indicateur	Unité de Mesure	Ligne de Base	Année Ligne de Base		2006	2008	2009	2010	Fin du Projet
Planned decentralized educational offices (RED) fully operational and staffed	Offices		1999	P A			2,00 2,00		2,00

**Produites: Progrès Physique et Financier Annuel 2011**

Description	Unité de Mesure	Physique				Financier			
		Planifié	Réel	Unités Cumulées	Unités FDP	Planifié	Réel	Coûts Cumulées	Coûts FDP
<b>QUALITY REFORMS OF SECONDARY SCHOOL EDUCATION</b>									
Curricula revised for Forms 1 -5 in seven subject areas	Forms (grades )				5,00	10.524,71	10.524,71		1.282.783,21
Professional Development programmes developed for teachers and school leaders	Programmes				18,00	972.947,15	972.947,15		6.366.146,46
Schools and MOE Units equipped with updated teaching and learning resources.	Schools				134,00	653.783,85	653.783,85		43.636.915,07
Baseline study (evaluation) completed	Studies				4,00				67.214,00
New Secondary schools built	Schools				18,00				25.376.216,64
Secondary schools rehabilitated	Schools				90,00				716.699,89
Materials (and guides) developed for the National Certification in Secondary Education ( NCSE) for Levels 1 and 2.	Levels				2,00				1.329.044,97
<b>SUPPORT FOR OTHER EDUCATIONAL REFORMS</b>									
Schools signed on to the school development planning initiative.	Schools				132,00				124.274,00
<b>INSTITUTIONAL REFORM OF THE MINISTRY OF EDUCATION</b>									
Systems developed to improve MOE management	System				3,00				3.842.943,94
Process review for the decentralization of the MOE completed	Studies				1,00	8.700,00	8.700,00		1.363.123,00
Studies to assist the MOE in decision-making about reforms.	Studies				5,00	427.000,00	481.634,41		1.284.000,00
<b>Administration, Monitoring and Evaluation, and Financial Costs</b>									
<b>TOTAL</b>						<b>2.072.955,71</b>	<b>2.127.590,12</b>		<b>85.389.361,18</b>