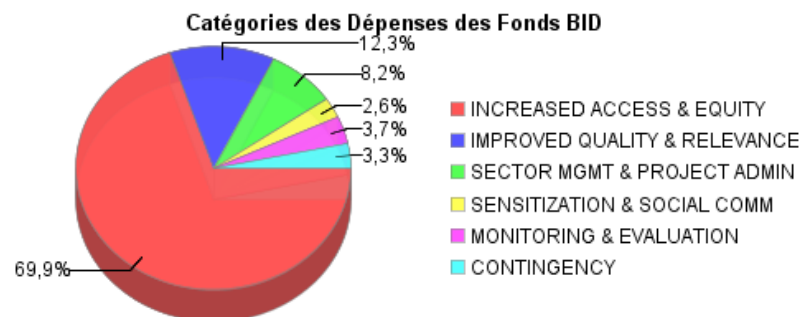
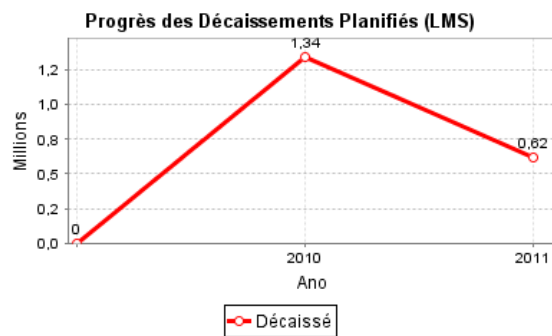
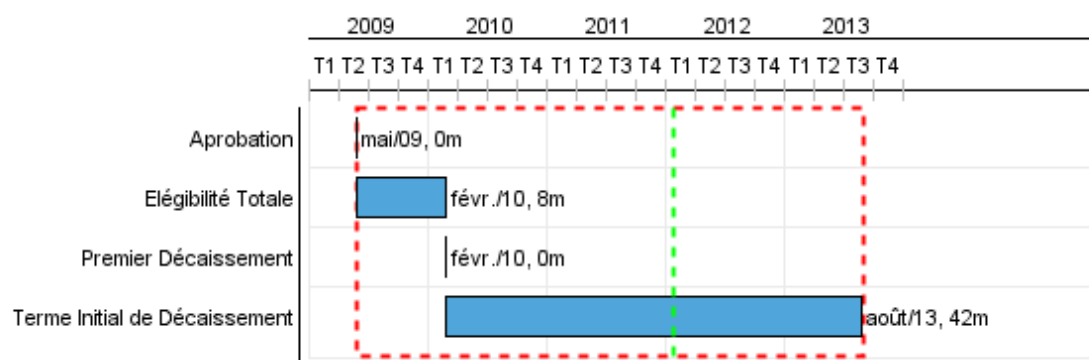


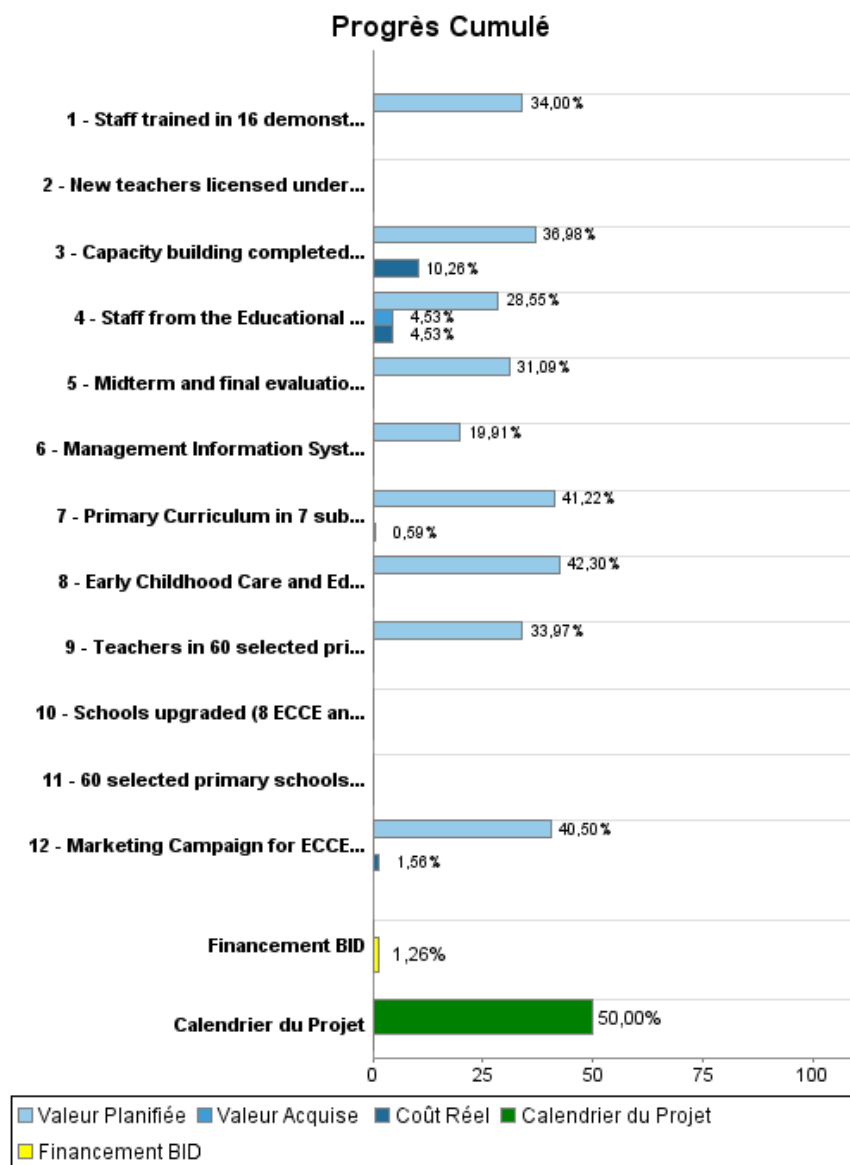
## Rapport Résumé

Données Générales		Fonds Disponibles (US\$)	Coût Total et Source de Financement
Agence d' Exécution (EA):	MINISTRY OF EDUCATION		
Secteur:	EDUCATION		
Numéro(s) de Prêt(s):	2138/OC-TT	Montant Courant Approuvé:	48.750.000,00
Étape:	Approved	Montant Décaissé à ce Jour:	615.939,18
Type d' Opération:	INV - Investissement	% Décaissé:	1,26
Opération(s) Connexe(s):	TT-T1004	Solde:	48.134.060,82
Sous-Type de l'Opération:	PFM - Multi-Phase Lending Project		
		Initial BID:	48.750.000,00
		Courant BID:	48.750.000,00
		Pari Passu:	78,00
		Cofinancement/Pays:	13.750.000,00
		Estimation Initiale:	62.500.000,00
		Période d'Amortissement (mois):	186

Catégorie d'Impact Environnemental et Social du Projet	Reformulation	Validation
Catégorie d'Impact Environnemental et Social du Projet: C	( ) Les objectifs du projet ont-ils été reformulés?	Validé par le Chef de Division: Sep 22, 2011 Validé par le Représentant: Oct 13, 2011



## Progrès Cumulé à 2011



## Résultats

<b>Résultat:</b>	Component 1: Increased equity of education services to all children achieved
<b>Observações:</b>	Correlation with Country Strategies: Strategic objective: Increase human capital by improving and/or providing access to early childhood services. Indicator: Early childhood service providers meeting country's standards.

Indicateur	Unité de Mesure	Ligne de Base	Année Ligne de Base		2010	2011	2012	2013	Fin du Projet
Gross enrollment rate in Early Childhood Care and Education (ECCE) centers.	%	86,90	2009	P A	88,40	91,30	94,00	94,00	94,00
Students benefitted from construction of new ECCE centers.	Students		2009	P A	500,00		1.250,00	1.475,00	2.725,00

<b>Résultat:</b>	Component 2: Quality of primary education improved
<b>Observações:</b>	Correlation with Country Strategies: Strategic objective: Increase human capital by improving and/or providing access to early childhood services. Indicator: Early childhood service providers meeting country's standards.

Indicateur	Unité de Mesure	Ligne de Base	Année Ligne de Base		2010	2011	2012	2013	Fin du Projet
Children receiving Spanish instruction in primary schools	%		2009	P A	3,00		3,00	8,00	8,00
Teachers in 60 selected primary schools apply new teaching and assessment methods	%		2009	P A	33,00		33,00	80,00	80,00
Students benefitted from a revised curriculum.	Students		2009	P A				10.000,00	10.000,00

<b>Résultat:</b>	Component 3: Management of Education Sector Improved
<b>Observações:</b>	Correlation with Country Strategies: Strategic objective: Increase human capital by improving and/or providing access to early childhood services. Indicator: Early childhood service providers meeting country's standards. Strategic objective: Strengthening of Country Procurement Systems Indicator: All Executing Agencies with projects in execution manage procurement activities through SEPA.

Indicateur	Unité de Mesure	Ligne de Base	Année Ligne de Base		2010	2011	2012	2013	Fin du Projet
Educational Planning Division transitions to function according to new plan	#		2009	P A				1,00	1,00

<b>Résultat:</b>	Component 1: Increased quality of education services to all children achieved.
<b>Observações:</b>	Correlates with country strategy: Strategic objective: increase human capital by improving and/or providing access to early childhood services. Indicator: early childhood service providers meet country's standards.

Indicateur	Unité de Mesure	Ligne de Base	Année Ligne de Base		2010	2011	2012	2013	Fin du Projet
Children with special needs in all demonstration schools with an Individualized Education Plan.	%	5,00	2009	P A	10,00	10,00	45,00	100,00	100,00

<b>Résultat:</b>	Component 2: Relevance of primary education improved.
<b>Observações:</b>	Correlation with Country Strategies: Strategic objective: Increase human capital by improving and/or providing access to early childhood services. Indicator: Early childhood service providers meeting country's standards.

Indicateur	Unité de Mesure	Ligne de Base	Année Ligne de Base		2010	2011	2012	2013	Fin du Projet
Selected primary schools utilize revised curriculum and instructional materials.	%		2009	P A			100,00	100,00	100,00

**Produites: Progrès Physique et Financier Annuel 2011**

Description	Unité de Mesure	Physique				Financier			
		Planifié	Réel	Unités Cumulées	Unités FDP	Planifié	Réel	Coûts Cumulées	Coûts FDP
<b>Component 1: Increased Equity and quality of education services to all children</b>									
Early Childhood Care and Education (ECCE) centres built and equipped and operational in targeted areas.	school				50,00	8.500.000,00			38.107.300,00
Capacity building completed in 50 ECCE centres	center				50,00				1.027.690,00
Schools upgraded (8 ECCE and 8 primary schools) for inclusive education	school				16,00				2.231.250,00
Staff trained in 16 demonstration schools	school				16,00				3.479.488,00
<b>Component 2: Improved quality and relevance of primary education</b>									
Primary Curriculum in 7 subject areas revised and taught in 60 selected schools to be implemented by grade (phased approach).	grade				5,00	300.000,00			4.150.513,00
60 selected primary schools have trained teachers in Spanish	school				60,00				2.072.300,00
Teachers in 60 selected primary schools are trained in revised assessment methods as required by the revised curriculum.	Teachers				600,00				1.769.057,00
<b>Component 3: Improved Sector Management</b>									
Staff from the Educational Planning, Communication, Human Resources and ECCE Divisions trained.	Division				4,00	300.000,00			1.249.086,00
New teachers licensed under the new registration and licensing system.	teachers				80,00				1.283.893,00
Management Information System designed and partially implemented	IT system				1,00				788.530,00
Midterm and final evaluation completed	report				2,00				1.785.000,00
<b>Component 4: Social Marketing Campaign</b>									
Marketing Campaign for ECCE and Inclusive Education completed.	Report				3,00	120.000,00			1.252.000,00
<b>TOTAL</b>						<b>9.220.000,00</b>			<b>59.196.107,00</b>