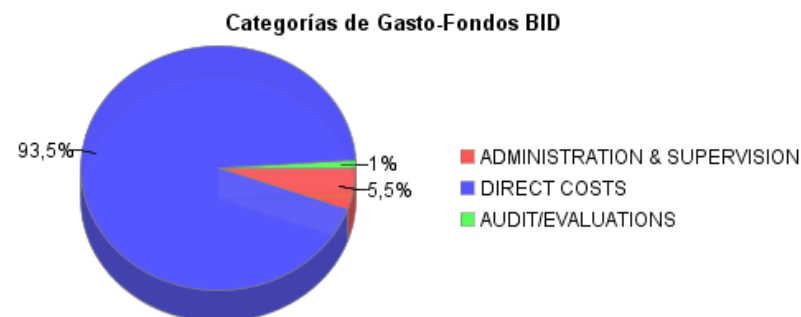
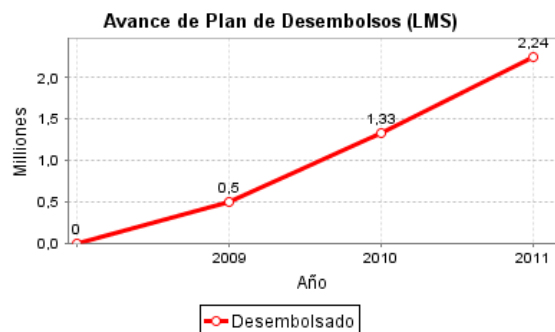
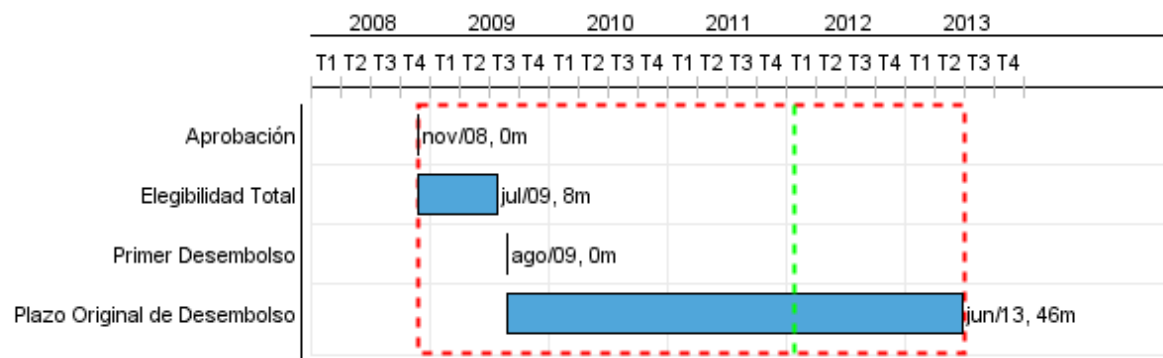


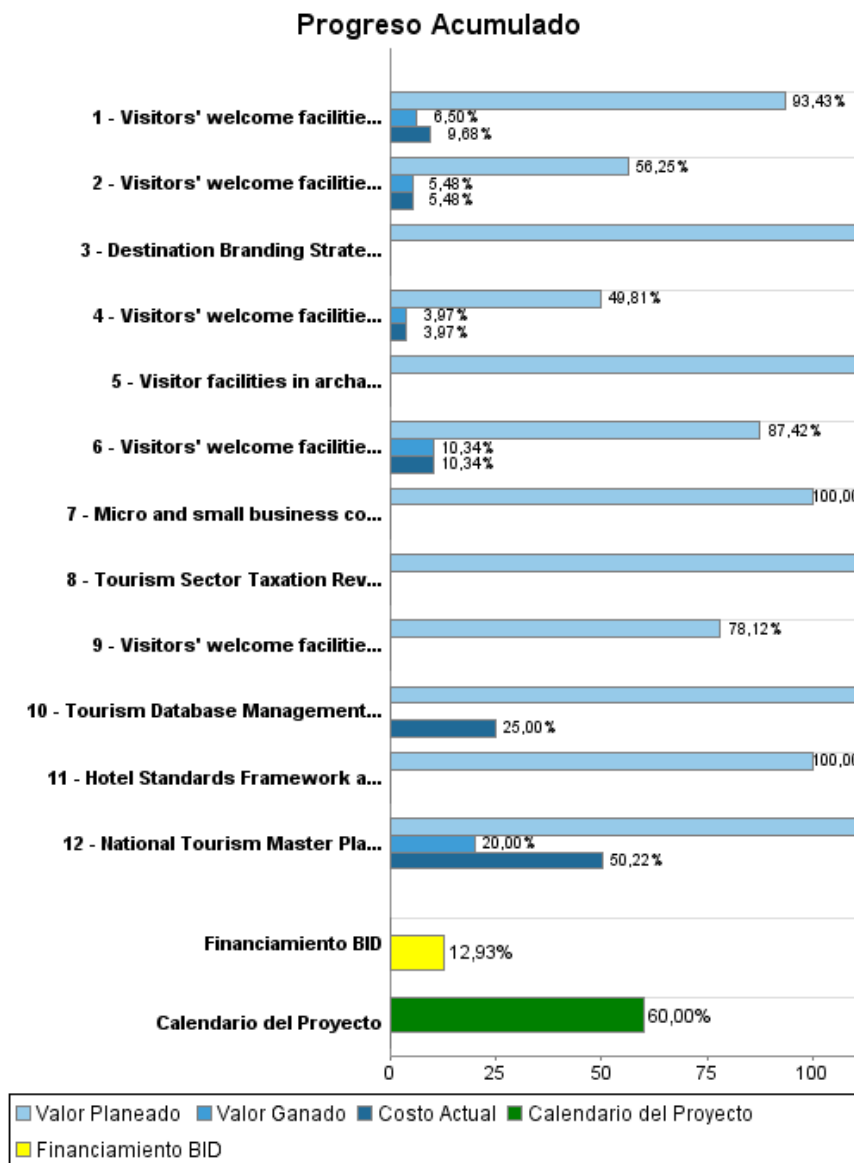
Informe Resumido

Datos Básicos del Proyecto		Fondos Disponibles (US\$)	Costo total y Fuente
Agencia Ejecutora (AE):	MINISTRY OF TOURISM		
Sector:	TOURISM-ECOTURISM		
Número(s) de Préstamo:	2060/OC-BL	Monto Aprobado Actual:	13.322.000,00
Etapas:	Approved	Monto Desembolsado a la fecha:	1.722.834,34
Tipo de Operación:	INV - Inversión	% Desembolsado:	12,93
Operación(es) Relacionada(s):	BL-P1024	Saldo:	11.599.165,66
Subtipo de Operación:	ESP - Inversión Específica		
		BID Original:	13.322.000,00
		Actual BID:	13.322.000,00
		Pari-passu:	91,00
		Co-financiamiento/País:	1.360.000,00
		Estimado Original:	14.682.000,00
		Período de Amortización (meses):	246

Categoría de Impacto Ambiental y Social del Proyecto	Reformulación	Validación
Categoría de Impacto Ambiental y Social del Proyecto: B	() ¿El objetivo (s) del proyecto fue reformulado?	Validado por el Jefe de División: Sep 29, 2011 Validado por Representante de País: Sep 30, 2011



Progreso Acumulado al 2011



Resultados

Resultado:	Overnight tourism market increased
Supuestos:	1- No major disruptions in the originating markets (US, Europe, Canada) 2- Annual visitation patterns are not affected by a major hurricane 3- Government continues to give high priority to the sector in its national agenda, assuring the sustainability of the activities
Observaciones:	1- Due to 2008/2009 global financial turmoil, planned outcomes will be review with BTB during the Administration Mission

Indicador	Unidad de Medida	Línea de base	Año Línea de base		2008	Fin de Proyecto
Average visitor expenditures per day in San Ignacio / Cayo	Us\$	136,00	2007	P	119,44	167,00
				A	119,44	
Average visitor expenditures per day in Ambergris Caye	Us\$	170,00	2007	P	170,00	209,00
				A	170,00	
Average visitor expenditures per day in Placencia	Us\$	161,00	2007	P	163,00	198,00
				A	163,00	
Average visitor expenditures per day in Belize City / District	Us\$	167,00	2007	P	157,00	205,00
				A	157,00	

Productos: Progreso Físico y Financiero Anual 2011

Descripción	Unidad de medida	Físico				Financiero			
		Planeado	Actual	Unidades Acumuladas	Unidades FDP	Planeado	Actual	Costos Acumulados	Costos FDP
Investments in overnight tourism destinations									
Visitors' welcome facilities in Placencia improved (new municipal pier and plaza)	Improved facility				1,00	743.133,00	31.270,00		1.406.350,00
Visitors' welcome facilities in Cayo District improved (Welcome Center)	Improved facility	1,00			1,00	780.355,00	39.782,00		1.250.000,00
Visitor facilities in archaeological sites of Xunantunich, ATM and Cahal Pech improved	Improved facilities				3,00	337.000,00			489.000,00
Visitors' welcome facilities in San Pedro town improved (Sunset Boardwalk and Water Taxi Terminal)	Improved facility				1,00	1.567.688,00	44.188,00		3.850.000,00
Visitors' welcome facilities in the Bacalar Chico National Park / Marine Reserve improved	Improved facility				1,00	600.000,00			800.000,00
Visitors' welcome facilities in Belize City improved (Fort Point Pedestrian Walk)	Improved facility				1,00	1.076.850,00	59.850,00		2.910.000,00
Institutional strengthening and capacity building for policy, destination planning and management									
National Tourism Master Plan completed	Plan	1,00			1,00	417.763,00	155.378,00		514.187,00
Destination Branding Strategy completed	Strategy	1,00			1,00	100.300,00			100.300,00
Tourism Sector Taxation Review Study completed	Study				1,00	50.000,00			50.000,00
Tourism Database Management System designed and installed	Database	1,00			1,00	108.040,00	36.554,00		146.216,00
Hotel Standards Framework and Hotel Classification System designed and endorsed by Ministry of Tourism and BTB	System	1,00			1,00	83.000,00			83.000,00
Micro and small business co-financed with match grant	Enterprises				3,00	431.000,00			431.000,00
Matching grant facility designed and implemented	Facility				1,00				288.000,00
Administration, evaluation, audit									
TOTAL						6.295.129,00	367.022,00		12.318.053,00