

Informe Resumido

Datos Básicos del Proyecto

Agencia Ejecutora (AE):	MINISTRY OF FINANCE
Sector:	ENERGY-REGULATORY FRAMEWORK ENERGY
Número(s) de Préstamo:	1938/BL-GY
Etapas:	Approved
Tipo de Operación:	PBL - Préstamo de Reforma de Política
Operación(es) Relacionada(s):	
Subtipo de Operación:	PBL - Préstamo de Reforma de Política

Fondos Disponibles (US\$)

Monto Aprobado Actual:	12.000.000,00
Monto Desembolsado a la fecha:	7.000.000,00
% Desembolsado:	58,33
Saldo:	5.000.000,00

Costo total y Fuente

BID Original:	12.000.000,00
Actual BID:	12.000.000,00
Pari-passu:	100,00
Co-financiamiento/País:	
Estimado Original:	12.000.000,00
Período de Amortización (meses):	288

Categoría de Impacto Ambiental y Social del Proyecto

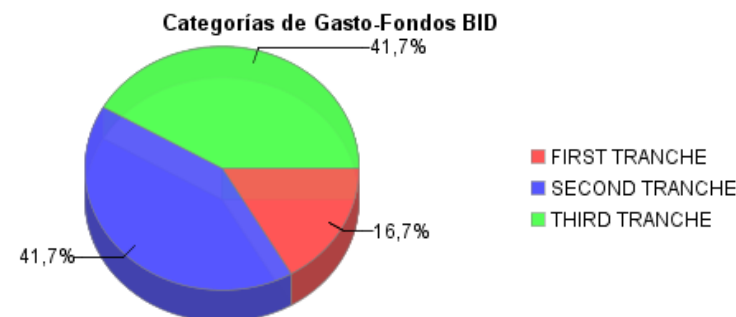
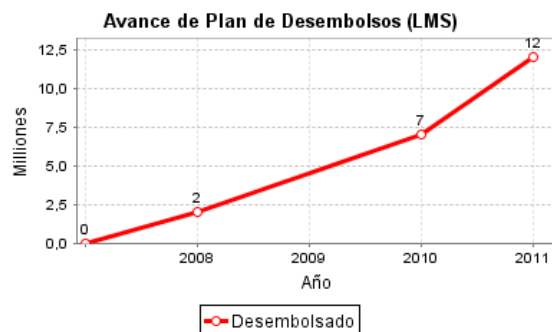
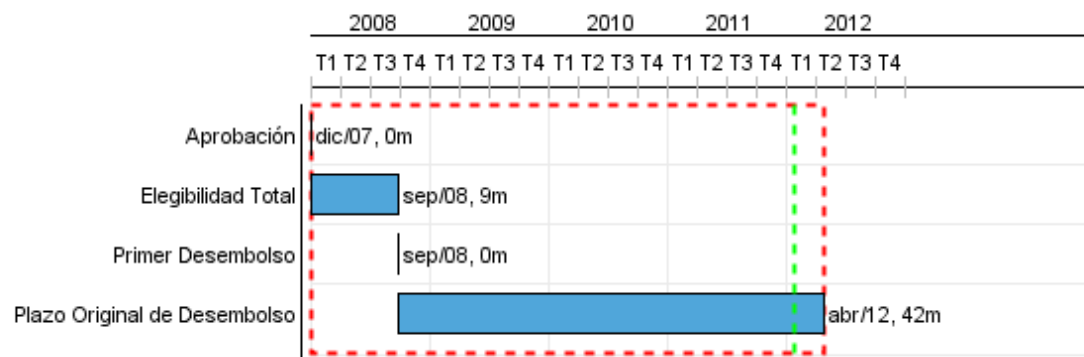
Categoría de Impacto Ambiental y Social del Proyecto: B13

Reformulación

() ¿El objetivo (s) del proyecto fue reformulado?

Validación

Validado por el Jefe de División: Oct 20, 2011
Validado por Representante de País: Oct 24, 2011



Progreso Acumulado al 2011

Progreso Acumulado



Resultados

Resultado:	Efficiency and transparency of power sector improved
Supuestos:	Available and appropriate human resources capacity in Guyana. Funding of PUC sufficient to execute strategic plan. National assembly approves version of legislation consistent with amendments. National authorities continue to prioritize the role of the PUC in oversight and monitoring activities in sector. National authorities continue to support GP&L in providing power services. GP&L carries out its obligations under the updated ESRA and licence.

Indicador	Unidad de Medida	Línea de base	Año Línea de base		Fin de Proyecto
Complaints resolved by the Power Utilities Commission (PUC)	%		2007	P A	20,00
Power Utilities Commission (PUC) long term plans consistent with available funding	plans		2007	P A	1,00
Large consumers added to Guyana Power and Light Limited (GPL) network	Large consumers		2007	P A	10,00

Resultado:	Quality of service of electricity supply by utility company improved
Supuestos:	Fuel rates remain stable. GP&L continues to invest in maintenance and expansion of operating capacity.

Indicador	Unidad de Medida	Línea de base	Año Línea de base		Fin de Proyecto
Total reports on quality of service published by Guyana Power and Light Limited	reports		2007	P A	10,00
Frequency of non schedule outages	%		2007	P A	20,00
Customer satisfied with connections, billing, and service	%		2007	P A	20,00
Complaints on quality of service reviewed by the Public Utilities Commission (PUC)	%		2007	P A	10,00

Resultado:	Power sector developed in consistency with power sector policy
Supuestos:	National authorities and stakeholders follow recommendations of new power sector policy.

Indicador	Unidad de Medida	Línea de base	Año Línea de base		Fin de Proyecto
Guyana Power and Light Limited's Development and Expansion plans adhered to guidelines from new power sector policy	plans		2007	P A	1,00
Development and Expansion Plan, based on Policy recommendations, confirmed by Minister and PUC	plans		2007	P A	1,00

Resultado:	Governance (including transparency and accountability) of power utility company improved
-------------------	--

Supuestos:	National authorities continue to support GP&L in providing power services. GP&L operations are undertaken in a manner consistent with the new governance mechanisms.
-------------------	---

Indicador	Unidad de Medida	Línea de base	Año Línea de base		Fin de Proyecto
Minutes of the Board reflecting procedures derived from new corporate administrative tools.	minutes of the board		2007	P A	1,00

Resultado:	Electricity losses reduced
Supuestos:	No new challenges in executing electricity loss reduction plan. Fuel rates remain stable

Indicador	Unidad de Medida	Línea de base	Año Línea de base		Fin de Proyecto
Electricity losses	%	33,90	2008	P A	20,00

Resultado:	Consumers' behavior towards non-technical losses improved
Supuestos:	Consumers take favorably to campaign and initiate a change in behavior.

Indicador	Unidad de Medida	Línea de base	Año Línea de base		Fin de Proyecto
Customer surveyed willing to pay for service	%		2007	P A	20,00

Resultado:	Social awareness of energy related issues improved
Supuestos:	GP&L management implements loss reduction action plan

Indicador	Unidad de Medida	Línea de base	Año Línea de base		Fin de Proyecto
Customers surveyed showing social awareness of full cost of electricity losses	%		2007	P A	20,00

Resultado:	Transparency of power sector improved
Supuestos:	Funding of PUC sufficient to execute strategic plan. National assembly approves version of legislation consistent with amendments. National authorities continue to prioritize the role of the PUC in oversight and monitoring activities in sector.

Indicador	Unidad de Medida	Línea de base	Año Línea de base		Fin de Proyecto
Regulators appointed in accordance with new procedures established in the Public Utilities Commission Act (PUCA).	regulators		2007	P A	1,00
Total Guyana Power and Light Limited (GPL) annual reports published within timeline established in legislation	reports		2007	P A	5,00

Productos: Progreso Físico y Financiero Anual 2011

Descripción	Unidad de medida	Físico			
		Planeado	Actual	Unidades Acumuladas	Unidades FDP
Promote Institutional, legal and regulatory reforms					
Public Utilities Commission (PUC) legislation implemented	PUC legislation				1,00
Public Utilities Commission (PUC) Institutional strengthening plan implemented	Plan				1,00
Electric Sector Reform Act (ESRA) legislation updated.	ESRA Legislation				1,00
Guyana Power and Light Limited (GPL) license updated	License				1,00
Guyana Power and Light Limited (GPL) contingent liability due to Public Utilities Commission (PUC) paid	Contingent liability				1,00
Guyana Power and Light Limited (GPL) tariff structure adopted	Tariff structure				1,00
Guyana Power and Light Limited (GPL) data collection and reporting system implemented	System				1,00
New power sector policy published	Policy				1,00
Strengthen the Power Utility Company Capabilities					
Guyana Power and Light Limited (GPL) corporate administrative tools (bylaws, governance standards and procedures, corporate codes, board composition, and operating procedures) established	Set of corporate tools				1,00
Promote Sustainable Electricity Loss Reductions					
Electricity losses reduced	%				20,00
Education campaign to reduce electricity losses implemented	campaign				1,00