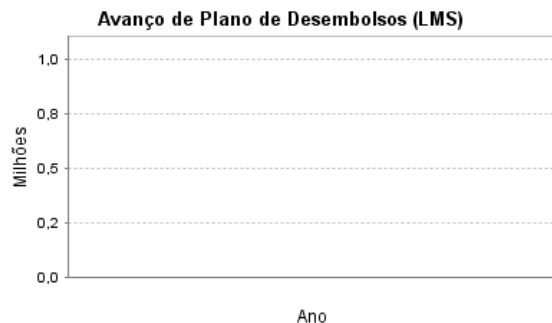
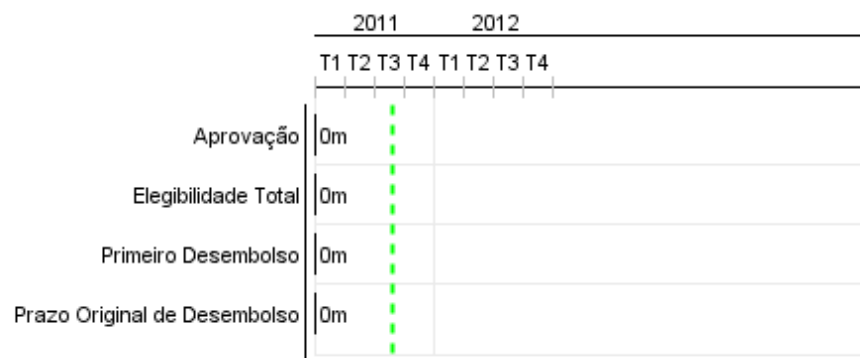


Relatório Resumido

Dados Gerais	Fundos Disponíveis (US\$)	Custo Total e Fonte
Executor: PLANNING INSTITUTE OF JAMAICA		
Setor:		
Número da Operação:	Atual:	Original BID:
Estágio: Proposal Ready	Desembolsado:	Corrente BID:
Tipo Operação: PBL - Policy Based Loan	% Desembolsado:	Pari-passu:
Operação Relacionada: JA-T1046	Saldo:	Cofinanciamento/País:
Subtipo de Operação: PBP - Programatic Policy Base Loan		Original Estimado:
		Período de Amortização (meses):

Categoria do impacto social	Reformulação	Validação
Categoria do impacto social: B	() Os objetivos do projeto foram reformulados?	Validado pelo Chefe de Divisão: Mar 18, 2011 Validado pelo Representante do País: Apr 21, 2011

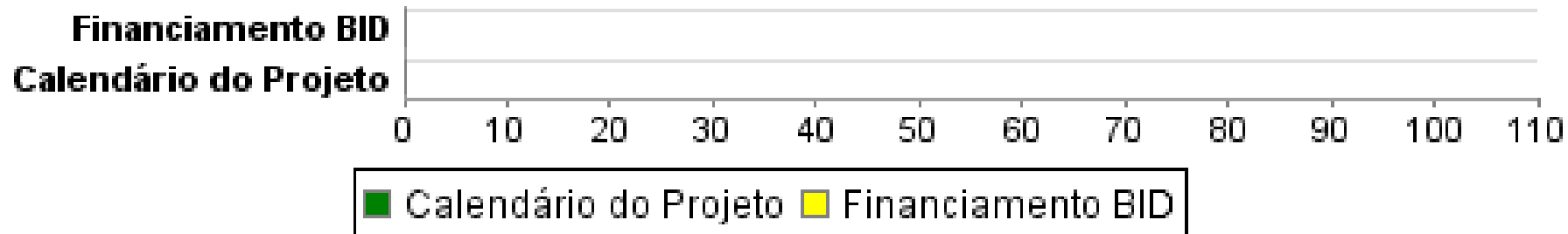


Categorias de Gasto-Fundos BID

Busca realizada com sucesso, mas nenhum registro foi encontrado.

Progresso Acumulado até 2010

Progresso Acumulado



Resultados

Resultado: Use of education and health services by PATH beneficiary households increases.

Indicador	Unidade Medida	Linha Base	Ano Linha Base		2010	2011	Final do Projeto
Households who send their school age children to school at least 85% of school days	%	82,00	2009	P A			85,00
Households that use basic health services for pregnant women and children under 6 in the prescribed manner.	%	82,00	2009	P A			84,00

Resultado: Number of beneficiaries covered by PATH increases.

Indicador	Unidade Medida	Linha Base	Ano Linha Base		2010	2011	Final do Projeto
PATH registered beneficiaries	beneficiaries	290.000,00	2010	P A		320.000,00	330.000,00
PATH students receiving at least one free meal per week from the PATH feeding subsidy fund.	PATH students		2009	P A		150.000,00	220.000,00
Pre-primary schools whose students from PATH households are covered by PATH feeding subsidy.	%		2010	P A			25,00

Produtos: Progresso Físico e Financeiro Anual 2010

Descrição	Unidade de medida	Físico			
		Planejado	Atual	Unidades Acumuladas	Unidades FDP
Protection of Social Sector Spending					
FY 2010/11 approved budget is at least 95% of FY 2009/10 approved budget on non-salary activities for: (i) Primary health care & nutrition, (ii) Early childhood development and (iii) Primary, secondary and special education.	%				95,00
FY 2009/10 realized expenditures are at least 90% of FY 2009/10 approved budget on non-salary activities for: (i) Primary health care and nutrition, (ii) Early childhood development and (iii) Primary, secondary and special education .	%				90,00
FY 2009/10 realized expenditures are at least 88% of FY 2009/10 approved budget on non-salary activities for the School Feeding Program.	%				88,00
FY 2010/11 approved non- salaried budget is at least 112% of FY 2009/10 approved budget for School Feeding Program.	%				112,00
FY 2010/2011 approved budget for the PATH program’s conditional cash grants is at least 120% of the FY 2009/2010 approved budget for conditional cash grants.	%				120,00
Advancing Social Safety Net Reforms					
Periodic reviews of per capita benefit levels of PATH cash transfers in place	reviews				1,00
PATH's roster of beneficiaries updated based on results of recertification exercise.	beneficiary roster				1,00
Steps-to-work pilot program implemented.	pilot program				1,00
SFP uses targeting mechanism to allocate the PATH feeding subsidy to individuals in primary and secondary schools .	targeting mechanism				1,00
MIS developed and implemented to support effective monitoring and evaluation of the SFP.	system				1,00
Child health passport instrument approved and used to cover yearly birth cohorts.	%				80,00