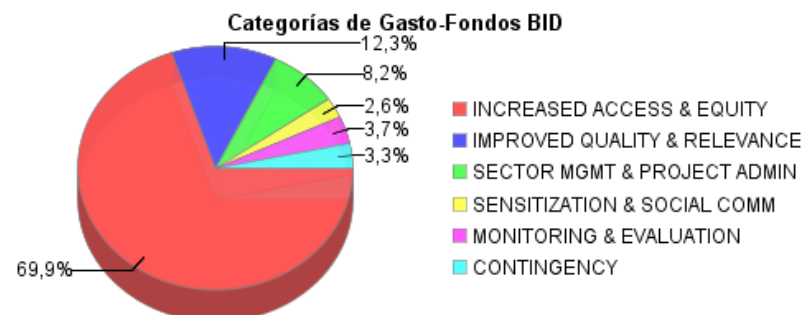
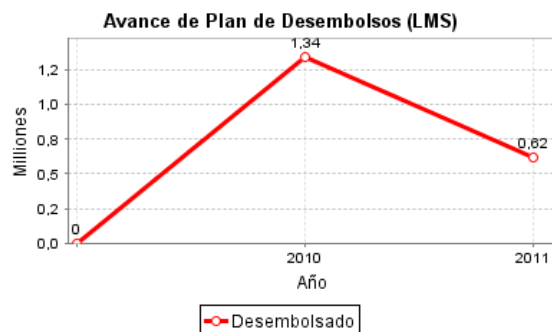
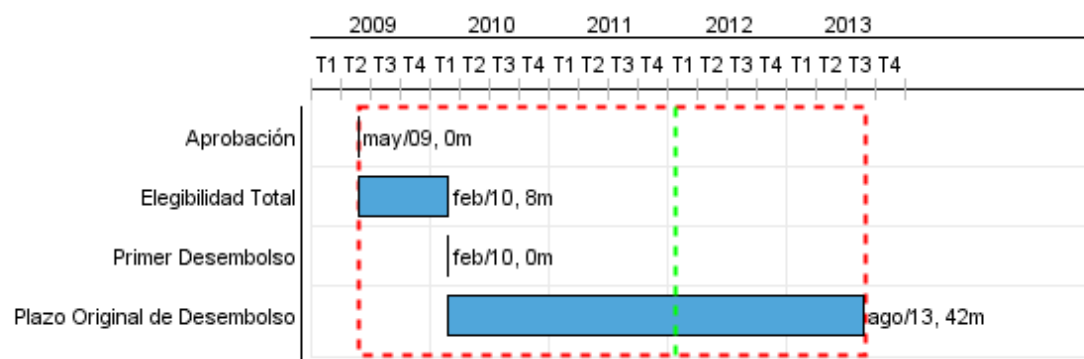


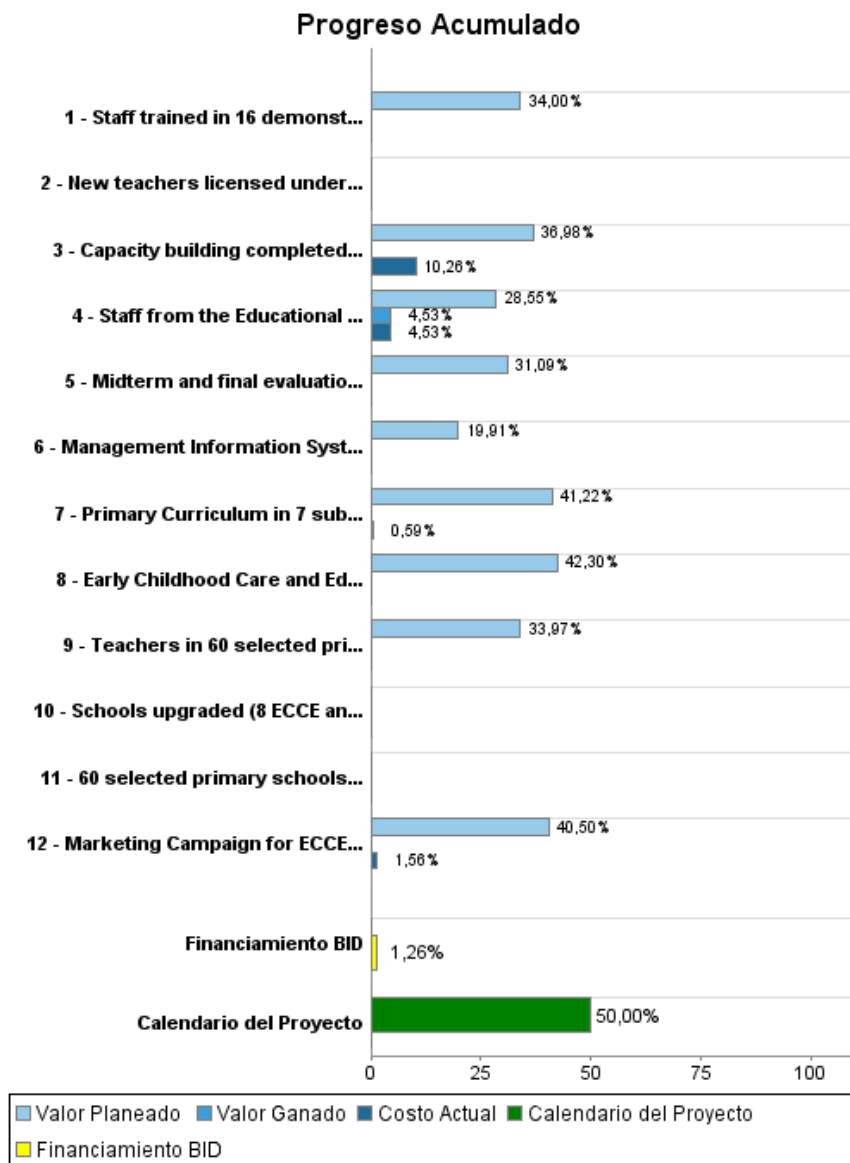
Informe Resumido

Datos Básicos del Proyecto		Fondos Disponibles (US\$)	Costo total y Fuente
Agencia Ejecutora (AE):	MINISTRY OF EDUCATION		
Sector:	EDUCATION		
Número(s) de Préstamo:	2138/OC-TT	Monto Aprobado Actual:	48.750.000,00
Etapas:	Approved	Monto Desembolsado a la fecha:	615.939,18
Tipo de Operación:	INV - Inversión	% Desembolsado:	1,26
Operación(es) Relacionada(s):	TT-T1004	Saldo:	48.134.060,82
Subtipo de Operación:	PFM - Proyecto de Fases Múltiples		
		BID Original:	48.750.000,00
		Actual BID:	48.750.000,00
		Pari-passu:	78,00
		Co-financiamiento/País:	13.750.000,00
		Estimado Original:	62.500.000,00
		Período de Amortización (meses):	186

Categoría de Impacto Ambiental y Social del Proyecto	Reformulación	Validación
Categoría de Impacto Ambiental y Social del Proyecto: C	() ¿El objetivo (s) del proyecto fue reformulado?	Validado por el Jefe de División: Sep 22, 2011 Validado por Representante de País: Oct 13, 2011



Progreso Acumulado al 2011



Resultados

Resultado:	Component 1: Increased equity of education services to all children achieved
Observaciones:	Correlation with Country Strategies: Strategic objective: Increase human capital by improving and/or providing access to early childhood services. Indicator: Early childhood service providers meeting country's standards.

Indicador	Unidad de Medida	Línea de base	Año Línea de base		2010	2011	2012	2013	Fin de Proyecto
Gross enrollment rate in Early Childhood Care and Education (ECCE) centers.	%	86,90	2009	P A	88,40	91,30	94,00	94,00	94,00
Students benefitted from constrution of new ECCE centers.	Students		2009	P A	500,00		1.250,00	1.475,00	2.725,00

Resultado:	Component 2: Quality of primary education improved
Observaciones:	Correlation with Country Strategies: Strategic objective: Increase human capital by improving and/or providing access to early childhood services. Indicator: Early childhood service providers meeting country's standards.

Indicador	Unidad de Medida	Línea de base	Año Línea de base		2010	2011	2012	2013	Fin de Proyecto
Children receiving Spanish instruction in primary schools	%		2009	P A	3,00		3,00	8,00	8,00
Teachers in 60 selected primary schools apply new teaching and assessment methods	%		2009	P A	33,00		33,00	80,00	80,00
Students benefitted from a revised curriculum.	Students		2009	P A				10.000,00	10.000,00

Resultado:	Component 3: Management of Education Sector Improved
Observaciones:	Correlation with Country Strategies: Strategic objective: Increase human capital by improving and/or providing access to early childhood services. Indicator: Early childhood service providers meeting country's standards. Strategic objective: Strengthening of Country Procurement Systems Indicator: All Executing Agencies with projects in execution manage procurement activities through SEPA.

Indicador	Unidad de Medida	Línea de base	Año Línea de base		2010	2011	2012	2013	Fin de Proyecto
Educational Planning Division transitions to function according to new plan	#		2009	P A				1,00	1,00

Resultado:	Component 1: Increased quality of education services to all children achieved.
Observaciones:	Correlates with country strategy: Strategic objective: increase human capital by improving and/or providing access to early childhood services. Inidicator: early childhood service providers meet country's standards.

Indicador	Unidad de Medida	Línea de base	Año Línea de base		2010	2011	2012	2013	Fin de Proyecto
Children with special needs in all demonstration schools with an Individualized Education Plan.	%	5,00	2009	P A	10,00	10,00	45,00	100,00	100,00

Resultado:	Component 2: Relevance of primary education improved.
Observaciones:	Correlation with Country Strategies: Strategic objective: Increase human capital by improving and/or providing access to early childhood services. Indicator: Early childhood service providers meeting country's standards.

Indicador	Unidad de Medida	Línea de base	Año Línea de base		2010	2011	2012	2013	Fin de Proyecto
Selected primary schools utilize revised curriculum and instructional materials.	%		2009	P A			100,00	100,00	100,00

Productos: Progreso Físico y Financiero Anual 2011

Descripción	Unidad de medida	Físico				Financiero			
		Planeado	Actual	Unidades Acumuladas	Unidades FDP	Planeado	Actual	Costos Acumulados	Costos FDP
Component 1: Increased Equity and quality of education services to all children									
Early Childhood Care and Education (ECCE) centres built and equipped and operational in targeted areas.	school				50,00	8.500.000,00			38.107.300,00
Capacity building completed in 50 ECCE centres	center				50,00				1.027.690,00
Schools upgraded (8 ECCE and 8 primary schools) for inclusive education	school				16,00				2.231.250,00
Staff trained in 16 demonstration schools	school				16,00				3.479.488,00
Component 2: Improved quality and relevance of primary education									
Primary Curriculum in 7 subject areas revised and taught in 60 selected schools to be implemented by grade (phased approach).	grade				5,00	300.000,00			4.150.513,00
60 selected primary schools have trained teachers in Spanish	school				60,00				2.072.300,00
Teachers in 60 selected primary schools are trained in revised assessment methods as required by the revised curriculum.	Teachers				600,00				1.769.057,00
Component 3: Improved Sector Management									
Staff from the Educational Planning, Communication, Human Resources and ECCE Divisions trained.	Division				4,00	300.000,00			1.249.086,00
New teachers licensed under the new registration and licensing system.	teachers				80,00				1.283.893,00
Management Information System designed and partially implemented	IT system				1,00				788.530,00
Midterm and final evaluation completed	report				2,00				1.785.000,00
Component 4: Social Marketing Campaign									
Marketing Campaign for ECCE and Inclusive Education completed.	Report				3,00	120.000,00			1.252.000,00
TOTAL						9.220.000,00			59.196.107,00