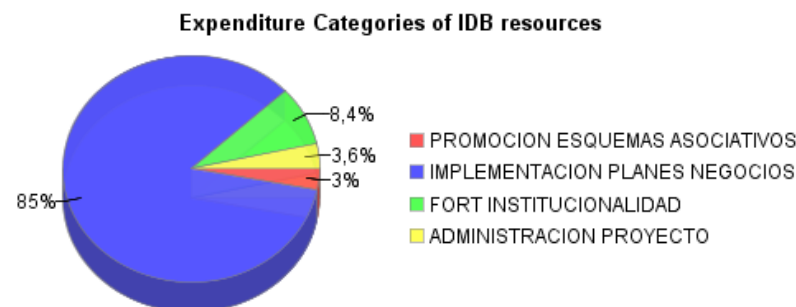
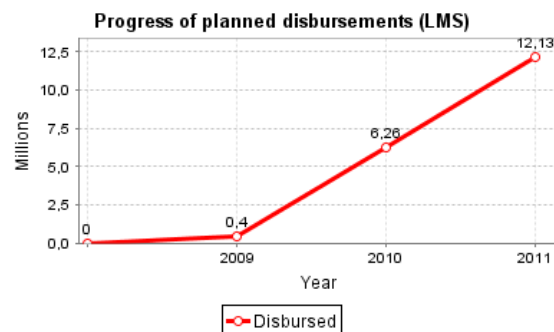
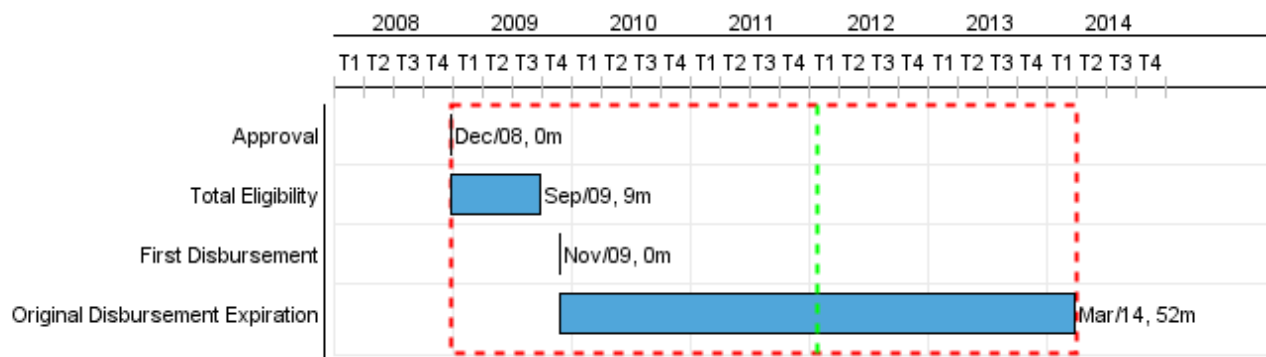


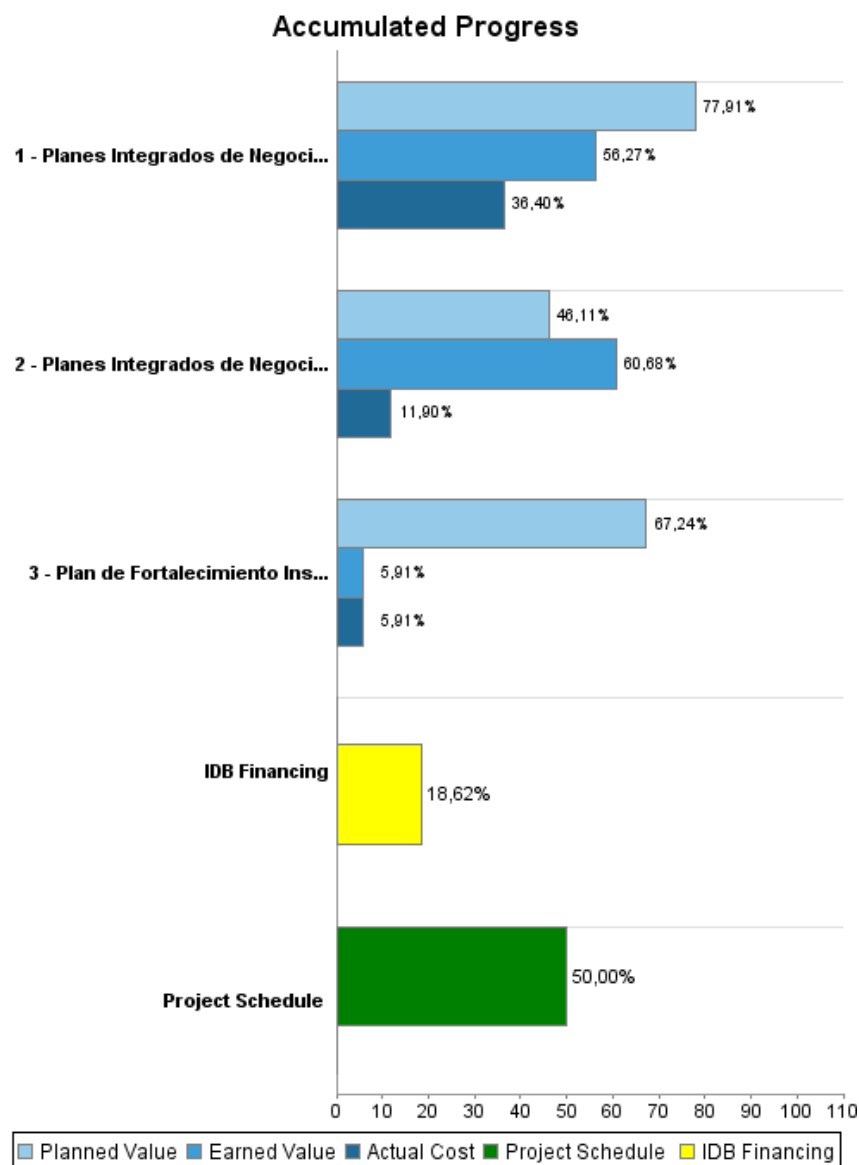
Summary Report

Basic Data		Available Funds (US\$)		Total Cost and Source	
Executing Agency (EA):	SECRETARÍA DE AGRICULTURA, GANADERÍA, PESCA Y ALIMENTOS- SAGPYA				
Sector:	AGRICULTURE AND RURAL DEVELOPMENT-AGROBUSINESS				
Loan Number(s):	2086/OC-AR	Current Approved Amount:	50.000.000,00	Original IDB:	50.000.000,00
Stage:	Approved	Disbursed Amount to Date:	9.308.808,84	Current IDB:	50.000.000,00
Operation Type:	INV - Investment	% Disbursed:	18,62	Pari-passu:	67,00
Related Operation(s):	AR-L1088	Balance:	40.691.191,16	Co-Financing/Country:	25.000.000,00
Operation Subtype:	ESP - Specific Investment Operation			Original Estimate:	75.000.000,00
				Amortization Period (months):	234

Project Environmental and Social Impact Category	Reformulation	Validation
Project Environmental and Social Impact Category: B	() Was the objective(s) of this project reformulated?	Validated by Division Chief: Sep 14, 2011 Validated by Country Representative: Oct 21, 2011



Accumulated Progress as of 2011



Outcomes

Outcome: Integración de Pequeños Productores Vitícolas a la Cadena Vitivinícola mejorada

Indicator	Unit of Measure	Baseline	Baseline Year		2012	End of project
Pequeños productores vitícolas integrados a la cadena vitivinícola en alianzas productivas consolidadas	Agricultores	2.000,00	2008	P A	3.000,00	4.000,00

Outcome: Productividad de Pequeños Productores Vitícolas incrementada

Indicator	Unit of Measure	Baseline	Baseline Year		2012	End of project
Productividad de la uva para elaboración de vino	qq/ha	150,00	2007	P A	180,00	220,00
Productividad de la uva para elaboración de mosto (San Juan)	qq/ha	250,00	2007	P A	320,00	400,00
Productividad de la uva para elaboración de mosto (Mendoza)	qq/ha	155,00	2007	P A	200,00	280,00

PROGRESS MONITORING REPORT

AR-L1063 - Project to Integrate Small Producers into the Wine Production Chain
2011 1st period with closure up to (30-Sep-2011)

Inter-American Development Bank - IDB

Office of Strategic Planning and Development Effectiveness

Last Update: 12/09/2011

Outputs: Annual Physical and Financial Progress 2011

Description	Unit of Measure	Physical				Financial			
		Planned	Actual	Accumulated units	EOP units	Planned	Actual	Accumulated costs	EOP costs
Promoción de Esquemas Asociativos									
Planes Integrados de Negocios (PINs) formulados	Planes	52,00	11,00		140,00	660.000,00	245.015,00		1.500.000,00
Apoyo a la implementación de planes de negocio									
Planes Integrados de Negocios (PINs) implementados	Planes	20,00	41,00		120,00	18.000.000,00	6.217.135,00		62.900.000,00
Fortalecimiento de la institucionalidad									
Plan de Fortalecimiento Institucional ejecutado	Plan				1,00	1.200.000,00	81.992,00		4.400.000,00
Coordinación y administración del proyecto									
Gastos financieros									
TOTAL						19.860.000,00	6.544.142,00		68.800.000,00