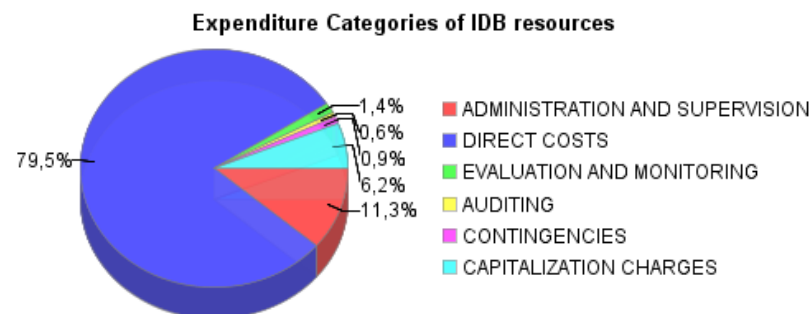
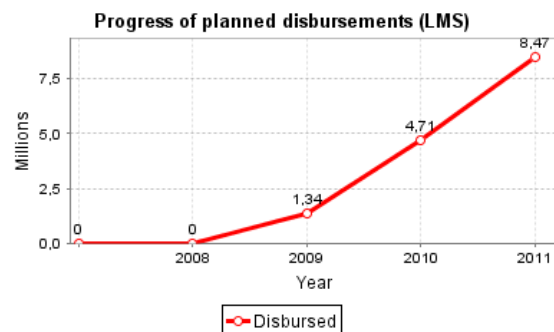
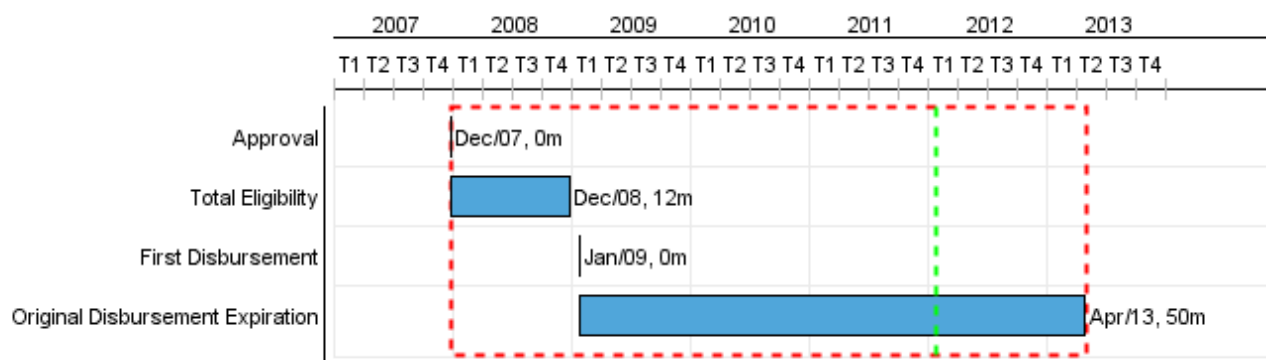


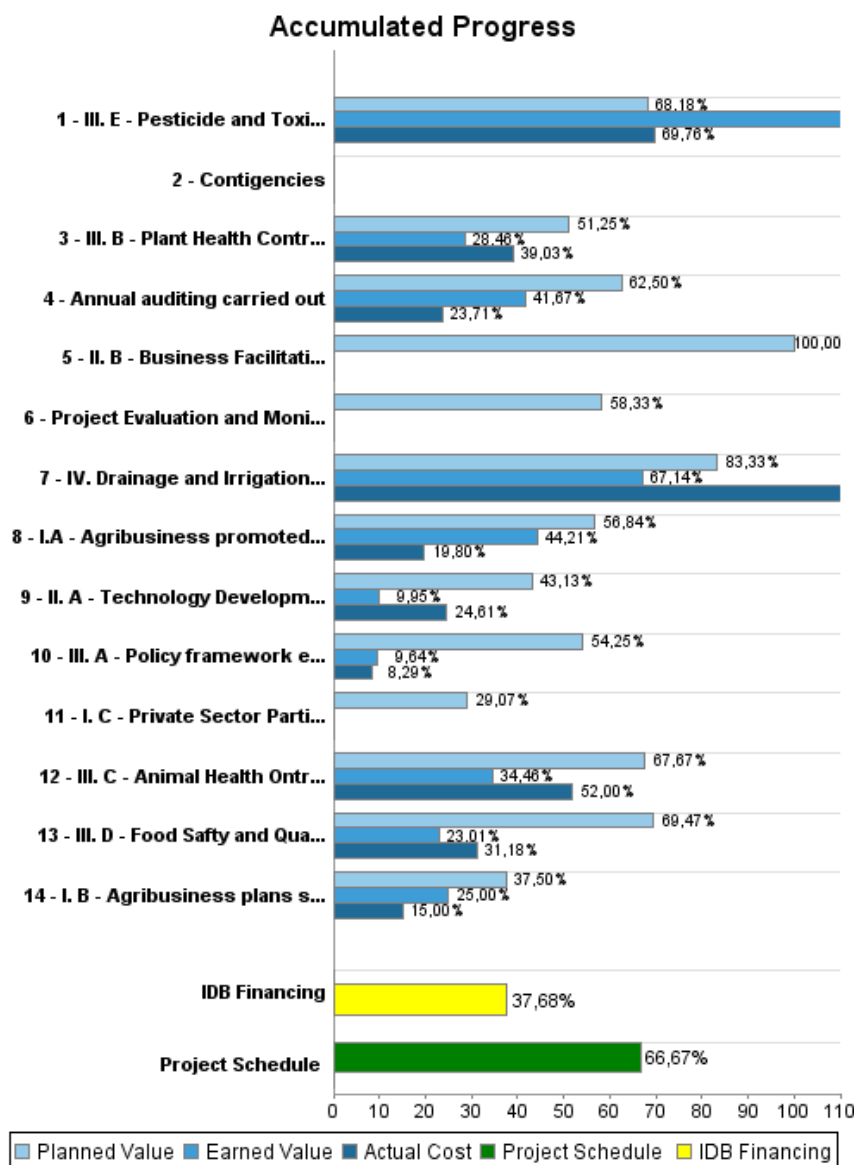
Summary Report

| Basic Data | | Available Funds (US\$) | | Total Cost and Source | |
|------------------------|--|---------------------------|---------------|-------------------------------|---------------|
| Executing Agency (EA): | MINISTERIO DE AGRICULTURA | | | | |
| Sector: | AGRICULTURE AND RURAL DEVELOPMENT-AGROBUSINESS | | | | |
| Loan Number(s): | 1929/BL-GY | Current Approved Amount: | 20.900.000,00 | Original IDB: | 20.900.000,00 |
| Stage: | Approved | Disbursed Amount to Date: | 7.874.858,43 | Current IDB: | 20.900.000,00 |
| Operation Type: | INV - Investment | % Disbursed: | 37,68 | Pari-passu: | 95,00 |
| Related Operation(s): | | Balance: | 13.025.141,57 | Co-Financing/Country: | 1.019.000,00 |
| Operation Subtype: | ESP - Specific Investment Operation | | | Original Estimate: | 21.919.000,00 |
| | | | | Amortization Period (months): | 288 |

| Project Environmental and Social Impact Category | Reformulation | Validation |
|---|--|--|
| Project Environmental and Social Impact Category: B | () Was the objective(s) of this project reformulated? | Validated by Division Chief: Sep 30, 2011 Validated by Country Representative: Oct 17, 2011 |



Accumulated Progress as of 2011



Outcomes

| | |
|----------------------|---|
| Outcome: | Private Sector Entrepreneurship (PSE) into Agribusiness: Private initiative to increase exports of selected agro-chains fostered. |
| Suppositions: | 1. Willingness to cooperate among cluster members; 2. Adequate overall business climate |

| Indicator | Unit of Measure | Baseline | Baseline Year | | 2010 | 2011 | End of project |
|--|-----------------|----------|---------------|--------|------|------|----------------|
| Private Sector institutional arrangements for aquaculture, livestock, and fruit and vegetables clusters, consolidated. | unit | | 2007 | P A | | | 3,00 |

| | |
|----------------------|---|
| Outcome: | Agribusiness Export and Facilitation Services (AES): Public services needed to support the selected agrobusiness of productive chains strengthened. |
| Suppositions: | Infrastructure and logistic services are non-binding restrictions to increase exports. |

| Indicator | Unit of Measure | Baseline | Baseline Year | | 2010 | 2011 | End of project |
|---|-----------------------------|----------|---------------|--------|--------------|------|----------------|
| National Agricultural Research Institut (NARI); National Dairy Development Programme (NDDP) and the Aquaculture Research Station at Mon Repos strenghtened. | services | | 2008 | P A | 2,00 1,00 | 1,00 | 3,00 |
| Procedures and systems for facilitating access to land for agribusiness investores and stard incentive regime for the sub-sectors implemented | procedures for 3 subsectors | | 2008 | P A | 3,00 1,00 | | 3,00 |
| Shared-facilities related to non-traditional exports implemented and operated under private-sector participation schemes | abattoir | | 2008 | P A | | | 1,00 |
| Samples for trial beef exports to higher-value markets ready | yes=1; no=0 | | 2008 | P A | | | 1,00 |

| | |
|----------------------|---|
| Outcome: | Agricultural Health and Food Saefety Services (AHFSS): Effectiveness of animal health, plant health and food safety units of Ministry of Agriculture and Health improved. |
| Suppositions: | 1. Willingness to reach agreements by third countries 2. No political issues on raising border control measures |

| Indicator | Unit of Measure | Baseline | Baseline Year | | 2010 | 2011 | End of project |
|--|------------------------|----------|---------------|--------|--------------|------|----------------|
| Country kept free from fruit fly, pink mealy bugs and foot-and mouth disease - FMD | free=1; not free= 0 | 1,00 | 2008 | P A | 1,00 1,00 | | 1,00 |
| Autonomos agricultural health agencies established and providing health services for exporters (Agricultural Health and Food Services, AHFSS) | Agencies | | 2008 | P A | | 1,00 | 2,00 |
| Bovine Tuberculosis (BT) and Brucelosis eradicated (Region 1, 2 and 3) | free = 1; not free = 0 | | 2008 | P A | | | 1,00 |
| Public awareness on good sanitary practices (ratings increased from poor to fair) | fair=1; poor=0 | | 2008 | P A | | | 1,00 |

| | |
|-----------------|-----------------------------------|
| Outcome: | D&I Sistem Canals Polder improved |
|-----------------|-----------------------------------|

| Indicator | Unit of Measure | Baseline | Baseline Year | | 2010 | 2011 | End of project |
|--|-----------------|----------|---------------|--------|------|------|----------------|
| Drainage and Irrigation infrastructure of Canal Polder D&I area rehabilitated, including primarily & secondary drainage & irrigation channels and water contro structures rehabilitated. | sistem | | 2008 | P A | | 1,00 | 1,00 |

Outputs: Annual Physical and Financial Progress 2011

| Description | Unit of Measure | Physical | | | | Financial | | | |
|--|---|----------|--------|-------------------|-----------|------------|--------------|-------------------|--------------|
| | | Planned | Actual | Accumulated units | EOP units | Planned | Actual | Accumulated costs | EOP costs |
| I. Private Sector Entrepreneurship into Agribusiness (PSE) | | | | | | | | | |
| I.A - Agribusiness promoted and consolidated (PSE) | unit | 7,00 | 3,00 | | 20,00 | 725.000,00 | 314.000,00 | | 2.947.000,00 |
| I. B - Agribusiness plans supported / co-financed and implemented (PSE) | Empresas | 4,00 | | | 28,00 | 250.000,00 | | | 2.000.000,00 |
| I. C - Private Sector Participation in Agribusiness Facilities promoted (PSE) | heads / year | 3.000,00 | | | 12.000,00 | 100.000,00 | | | 1.032.000,00 |
| II. Agribusiness Export and Facilitation Services (AES) | | | | | | | | | |
| II. A - Technology Development and Transfer supported | unit | 5,00 | 2,00 | | 11,00 | 200.000,00 | 138.000,00 | | 1.949.000,00 |
| II. B - Business Facilitation System implemented and operating | Public Land Investment Opportunity Promotion System | 1,00 | | | 1,00 | 242.000,00 | | | 592.000,00 |
| III. Strengthening and consolidating of agricultural health and food safety services (AHFSS) | | | | | | | | | |
| III. A - Policy framework established and Coordination Mecanisms operating (AHFSS) | unit | | | | 9,00 | 60.000,00 | 16.000,00 | | 212.000,00 |
| III. B - Plant Health Control System established and operating (AHFSS) | unit | 2,00 | 1,00 | | 5,00 | 300.000,00 | 315.000,00 | | 1.561.000,00 |
| III. C - Animal Health Ontrol System established and operating (AHFSS) | unit | 2,00 | 1,00 | | 5,00 | 400.000,00 | 563.000,00 | | 2.069.000,00 |
| III. D - Food Safty and Quality Assurance System implemented (AHFSS) | unit | 3,00 | 1,00 | | 6,00 | 260.000,00 | 182.000,00 | | 1.166.000,00 |
| III. E - Pesticide and Toxic Chemical Control Board implemented and operating (AHFSS) | unit | 5,00 | 1,00 | | 10,00 | 150.000,00 | 138.000,00 | | 396.000,00 |
| IV. Drainage and Irrigation Rehabilitation (DIR) | | | | | | | | | |
| IV. Drainage and Irrigation Sistem rehabilitated | Farmers | 200,00 | 200,00 | | 200,00 | 750.000,00 | 1.228.000,00 | | 2.700.000,00 |
| Evaluation and Monitoring | | | | | | | | | |
| Project Evaluation and Monitoring carried out | evaluation reports | 1,00 | | | 2,00 | 75.000,00 | | | 300.000,00 |
| Contingencies | | | | | | | | | |
| Contingencies | N/A | | | | | | | | 198.000,00 |
| Financial Costs | | | | | | | | | |
| Auditing | | | | | | | | | |
| Annual auditing carried out | report | 1,00 | | | 5,00 | 25.000,00 | 14.000,00 | | 120.000,00 |
| Project Administration and Supervision | | | | | | | | | |



PROGRESS MONITORING REPORT

GY-L1007 - Agricultural Export Diversification Program
2011 1st period with closure up to (30-Sep-2011)

Inter-American Development Bank - IDB

Office of Strategic Planning and Development Effectiveness

Last Update: 29/09/2011

| Description | Unit of Measure | Physical | | | | Financial | | | |
|-------------|-----------------|----------|--------|-------------------|-----------|--------------|--------------|-------------------|---------------|
| | | Planned | Actual | Accumulated units | EOP units | Planned | Actual | Accumulated costs | EOP costs |
| TOTAL | | | | | | 3.537.000,00 | 2.908.000,00 | | 17.242.000,00 |