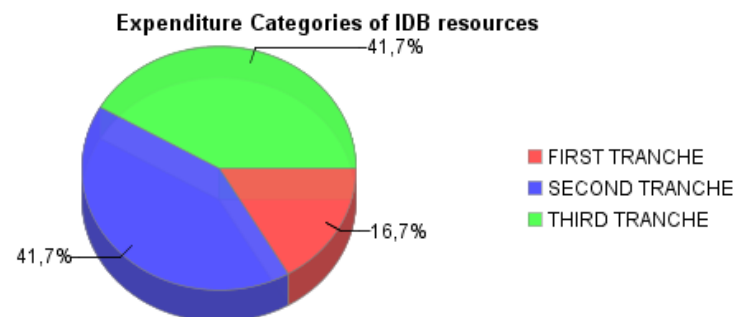
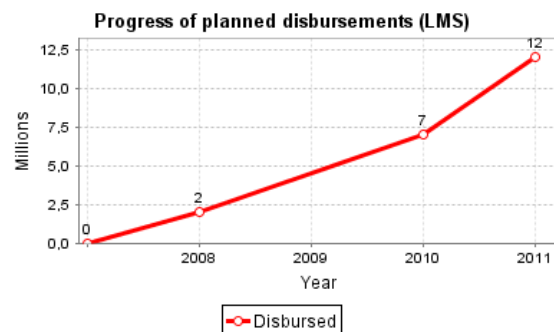
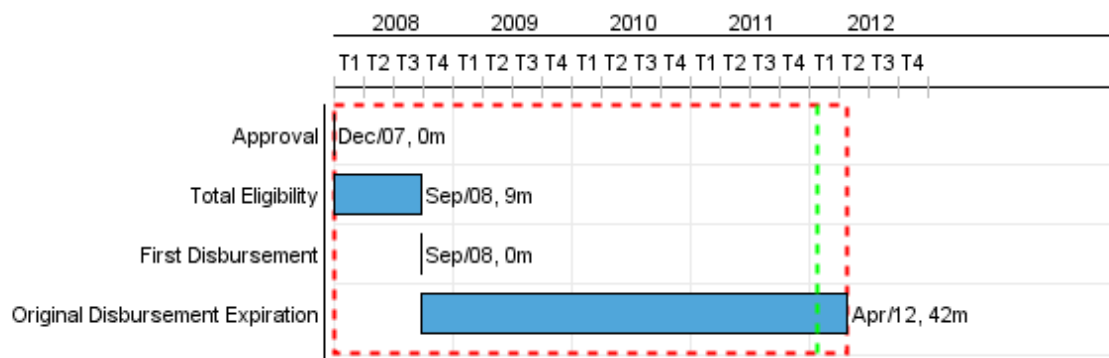


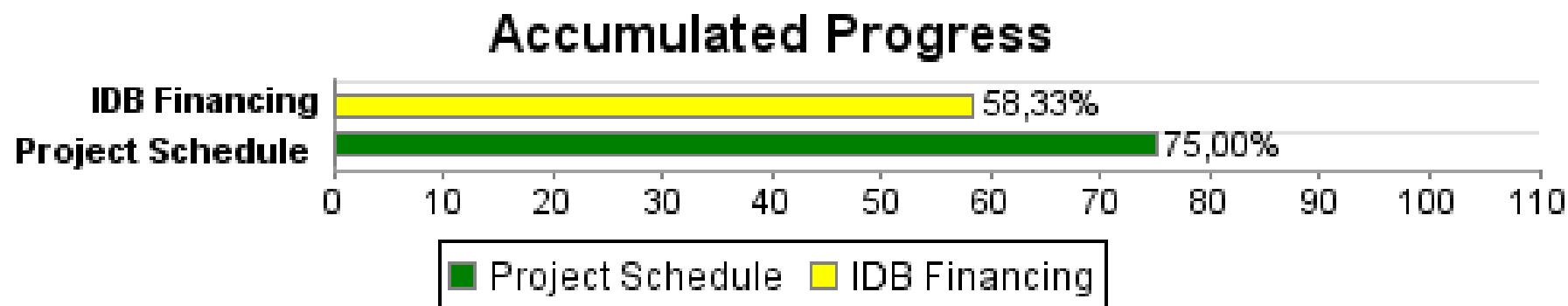
## Summary Report

Basic Data		Available Funds (US\$)		Total Cost and Source	
Executing Agency (EA):	MINISTRY OF FINANCE				
Sector:	ENERGY-REGULATORY FRAMEWORK ENERGY				
Loan Number(s):	1938/BL-GY	Current Approved Amount:	12.000.000,00	Original IDB:	12.000.000,00
Stage:	Approved	Disbursed Amount to Date:	7.000.000,00	Current IDB:	12.000.000,00
Operation Type:	PBL - Policy Based Loan	% Disbursed:	58,33	Pari-passu:	100,00
Related Operation(s):		Balance:	5.000.000,00	Co-Financing/Country:	
Operation Subtype:	PBL - Policy Based Loan			Original Estimate:	12.000.000,00
				Amortization Period (months):	288

Project Environmental and Social Impact Category	Reformulation	Validation
Project Environmental and Social Impact Category: B13	( ) Was the objective(s) of this project reformulated?	Validated by Division Chief: Oct 20, 2011 Validated by Country Representative: Oct 24, 2011



**Accumulated Progress as of 2011**



## Outcomes

<b>Outcome:</b>	Efficiency and transparency of power sector improved
<b>Suppositions:</b>	<p>Available and appropriate human resources capacity in Guyana.</p> <p>Funding of PUC sufficient to execute strategic plan.</p> <p>National assembly approves version of legislation consistent with amendments.</p> <p>National authorities continue to prioritize the role of the PUC in oversight and monitoring activities in sector.</p> <p>National authorities continue to support GP&amp;L in providing power services.</p> <p>GP&amp;L carries out its obligations under the updated ESRA and licence.</p>

Indicator	Unit of Measure	Baseline	Baseline Year		End of project
Complaints resolved by the Power Utilities Commission (PUC)	%		2007	P A	20,00
Power Utilities Commission (PUC) long term plans consistent with available funding	plans		2007	P A	1,00
Large consumers added to Guyana Power and Light Limited (GPL) network	Large consumers		2007	P A	10,00

<b>Outcome:</b>	Quality of service of electricity supply by utility company improved
<b>Suppositions:</b>	<p>Fuel rates remain stable.</p> <p>GP&amp;L continues to invest in maintenance and expansion of operating capacity.</p>

Indicator	Unit of Measure	Baseline	Baseline Year		End of project
Total reports on quality of service published by Guyana Power and Light Limited	reports		2007	P A	10,00
Frequency of non schedule outages	%		2007	P A	20,00
Customer satisfied with connections, billing, and service	%		2007	P A	20,00
Complaints on quality of service reviewed by the Public Utilities Commission (PUC)	%		2007	P A	10,00

<b>Outcome:</b>	Power sector developed in consistency with power sector policy
<b>Suppositions:</b>	National authorities and stakeholders follow recommendations of new power sector policy.

Indicator	Unit of Measure	Baseline	Baseline Year		End of project
Guyana Power and Light Limited's Development and Expansion plans adhered to guidelines from new power sector policy	plans		2007	P A	1,00
Development and Expansion Plan, based on Policy recommendations, confirmed by Minister and PUC	plans		2007	P A	1,00

<b>Outcome:</b>	Governance (including transparency and accountability) of power utility company improved
-----------------	--

<b>Suppositions:</b>	National authorities continue to support GP&L in providing power services. GP&L operations are undertaken in a manner consistent with the new governance mechanisms.
----------------------	---

Indicator	Unit of Measure	Baseline	Baseline Year		End of project
Minutes of the Board reflecting procedures derived from new corporate administrative tools.	minutes of the board		2007	P A	1,00

<b>Outcome:</b>	Electricity losses reduced
<b>Suppositions:</b>	No new challenges in executing electricity loss reduction plan. Fuel rates remain stable

Indicator	Unit of Measure	Baseline	Baseline Year		End of project
Electricity losses	%	33,90	2008	P A	20,00

<b>Outcome:</b>	Consumers' behavior towards non-technical losses improved
<b>Suppositions:</b>	Consumers take favorably to campaign and initiate a change in behavior.

Indicator	Unit of Measure	Baseline	Baseline Year		End of project
Customer surveyed willing to pay for service	%		2007	P A	20,00

<b>Outcome:</b>	Social awareness of energy related issues improved
<b>Suppositions:</b>	GP&L management implements loss reduction action plan

Indicator	Unit of Measure	Baseline	Baseline Year		End of project
Customers surveyed showing social awareness of full cost of electricity losses	%		2007	P A	20,00

<b>Outcome:</b>	Transparency of power sector improved
<b>Suppositions:</b>	Funding of PUC sufficient to execute strategic plan. National assembly approves version of legislation consistent with amendments. National authorities continue to prioritize the role of the PUC in oversight and monitoring activities in sector.

Indicator	Unit of Measure	Baseline	Baseline Year		End of project
Regulators appointed in accordance with new procedures established in the Public Utilities Commission Act (PUCA).	regulators		2007	P A	1,00
Total Guyana Power and Light Limited (GPL) annual reports published within timeline established in legislation	reports		2007	P A	5,00

## Outputs: Annual Physical and Financial Progress 2011

Description	Unit of Measure	Physical			
		Planned	Actual	Accumulated units	EOP units
<b>Promote Institutional, legal and regulatory reforms</b>					
Public Utilities Commission (PUC) legislation implemented	PUC legislation				1,00
Public Utilities Commission (PUC) Institutional strengthening plan implemented	Plan				1,00
Electric Sector Reform Act (ESRA) legislation updated.	ESRA Legislation				1,00
Guyana Power and Light Limited (GPL) license updated	License				1,00
Guyana Power and Light Limited (GPL) contingent liability due to Public Utilities Commission (PUC) paid	Contingent liability				1,00
Guyana Power and Light Limited (GPL) tariff structure adopted	Tariff structure				1,00
Guyana Power and Light Limited (GPL) data collection and reporting system implemented	System				1,00
New power sector policy published	Policy				1,00
<b>Strengthen the Power Utility Company Capabilities</b>					
Guyana Power and Light Limited (GPL) corporate administrative tools (bylaws, governance standards and procedures, corporate codes, board composition, and operating procedures) established	Set of corporate tools				1,00
<b>Promote Sustainable Electricity Loss Reductions</b>					
Electricity losses reduced	%				20,00
Education campaign to reduce electricity losses implemented	campaign				1,00