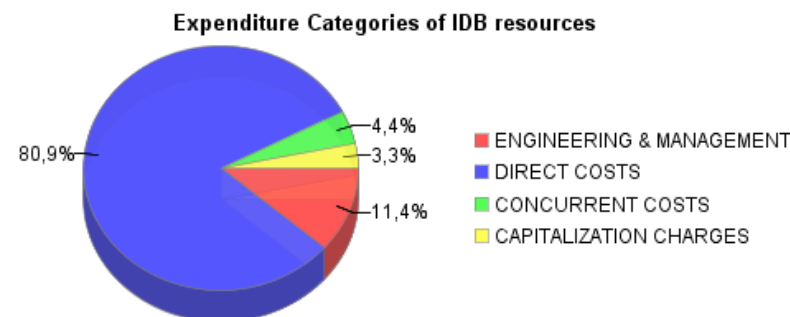
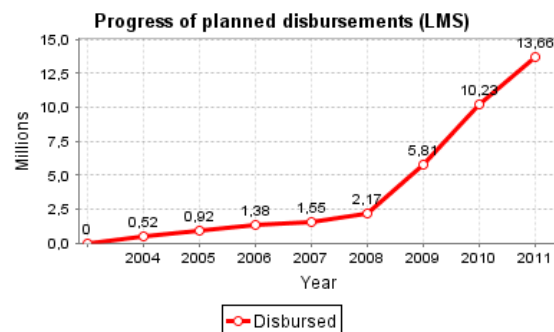
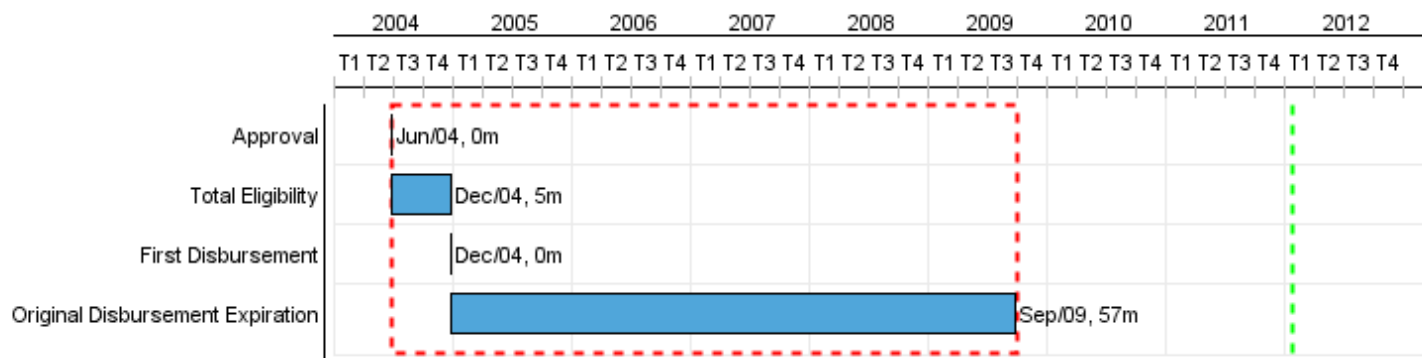


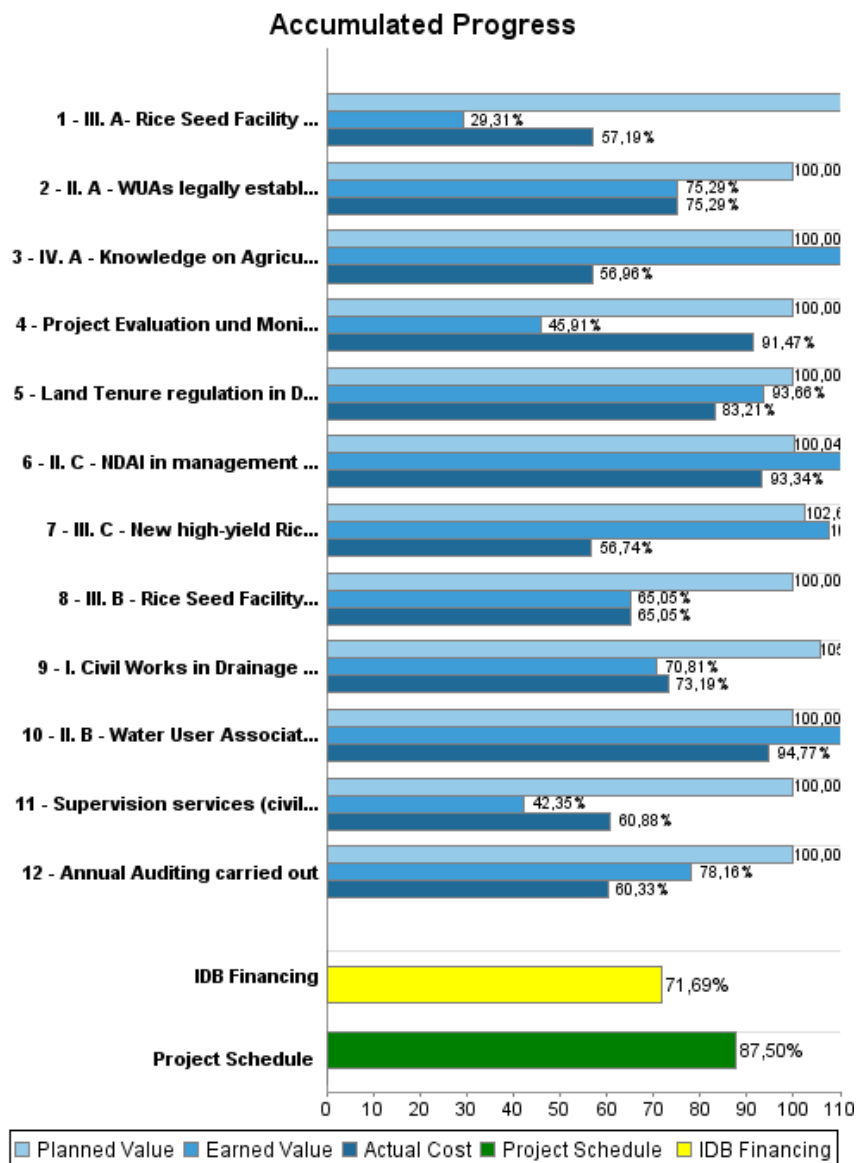
## Summary Report

Basic Data		Available Funds (US\$)		Total Cost and Source	
Executing Agency (EA):	MINISTRY OF AGRICULTURE (HYDRAUL.DEPT)				
Sector:	AGRICULTURE AND RURAL DEVELOPMENT-IRRIGATION AND DRAINAGE				
Loan Number(s):	1558/SF-GY	Current Approved Amount:	17.428.200,00	Original IDB:	22.500.000,00
Stage:	Approved	Disbursed Amount to Date:	12.493.418,89	Current IDB:	17.428.200,00
Operation Type:	INV - Investment	% Disbursed:	71,69	Pari-passu:	90,00
Related Operation(s):		Balance:	4.934.781,11	Co-Financing/Country:	2.500.000,00
Operation Subtype:	ESP - Specific Investment Operation			Original Estimate:	25.000.000,00
				Amortization Period (months):	354

Project Environmental and Social Impact Category	Reformulation	Validation
Project Environmental and Social Impact Category: B(R)	( ) Was the objective(s) of this project reformulated?	Validated by Division Chief: Sep 30, 2011 Validated by Country Representative: Oct 17, 2011



## Accumulated Progress as of 2011



## Outcomes

<b>Outcome:</b>	Increase of agricultural productivity and enhance competitiveness principally focused on the rice sector through Drainage & Irrigation (D&I) rehabilitation in selected areas, D&I institutional development, including farmers' training and establishme
<b>Suppositions:</b>	1. world market price for rice does not fall in real terms; 2. Weather conditions are stable and good for agriculture; 3. Caribbien rice market is not adversely affecte by US export under PL 480; 4. Pesticide and Toxic Controll Borad and Toxic Residue Laboratory fully operational by mi term review.
<b>Comments:</b>	baseline study / per project area disponible through faisibility study of 2003

Indicator	Unit of Measure	Baseline	Baseline Year		2009	2010	2011	End of project
Cost of rice production per tonne reduced per ton by 25% over 5 years	costs / rice production per tonne		2004	P A				25,00
Satisfactory completion of primary and secondary D&I and service roads after 5 years covering 6 project areas (60,000 acres)	# areas rehabilitated		2004	P A		6,00 4,00		5,00
WUA D&I fees collected from 80% of farmers / project area secondary D&I systems rehabilitated 4 years after completion of works;	% farmer / area		2004	P A				80,00
D&I rates set to ensure effective and sustainable O&M system in the selected areas by end of the program	1 = yes; 0 = no		2004	P A				1,00
Rehabilitated areas of the secondary D&I system are being operated by WUA by the end of the project.	# areas (acres) operated by WUA		2004	P A				6,00
Rehabilitated areas of the primary D&I system are being operated and maintained by NDIA by the end of the project.	# areas (acres) operated bei NDIA		2004	P A		6,00 4,00		6,00
24% of project area are covered by using new seed varieties by the end of the program	tm/ha		2004	P A				24,00
Paddy rice yield increased	tmha	3,20	2004	P A		3,90 3,90	1,00	4,50
Three new markets indentified for Guyana's export of non-rice products	# markets		2004	P A			3,00	3,00

## Outputs: Annual Physical and Financial Progress 2011

Description	Unit of Measure	Physical				Financial			
		Planned	Actual	Accumulated units	EOP units	Planned	Actual	Accumulated costs	EOP costs
<b>I. Primary and Secondary D&amp;I systems rehabilitated</b>									
I. Civil Works in Drainage and Irrigation Infrastructure completed	D&I system		0,50		5,00	3.827.400,00	1.418.000,00		10.367.400,00
<b>II. D&amp;I Institutional Development enhanced</b>									
II. A - WUAs legally established	WUAs				6,00	165.000,00	27.000,00		649.300,00
II. B - Water User Associations supported	Farmers	50,00	400,00		300,00	200.000,00	124.000,00		814.000,00
II. C - NDAI in management and O&M strenghtend	# staff				30,00	100.000,00	30.000,00		314.500,00
<b>III. Rice Seed Development enhanced</b>									
III. C - New high-yield Rice varieties resistant to local diseases reduced	unit	13,00			21,00	251.485,00	143.000,00		456.485,00
III. A- Rice Seed Facility designed	# facility				1,00		17.000,00		154.415,00
III. B - Rice Seed Facility constructed	# facility		0,50		1,00	275.000,00	68.000,00		875.000,00
<b>IV. Agricultural Diversification promoted</b>									
IV. A - Knowledge on Agricultural Diversification improved	Farmers		1.500,00		410,00	50.000,00			270.000,00
<b>Project Management (ASDU) carried out</b>									
Supervision services (civil works) carried out	# sistemas de riego				4,00	200.000,00	128.000,00		980.500,00
<b>V. Tecnology Transfer in D&amp;I systems improved</b>									
Land Tenure regulation in D&I systems improved	# system	1,00			4,00				268.000,00
<b>Project Auditing</b>									
Annual Auditing carried out	# reports	1,00			5,00	15.000,00			100.000,00
<b>Evaluation and Monitoring</b>									
Project Evaluation und Monitoring carried out	unit	1,00	1,00		3,00	50.000,00			400.000,00
<b>Financial Costs</b>									
<b>TOTAL</b>						<b>5.133.885,00</b>	<b>1.955.000,00</b>		<b>15.649.600,00</b>