

PROGRESS MONITORING REPORT

HA-L1062 - Emergency Response for the Containment of Cholera
2011 1st period with closure up to (30-Sep-2011)

Inter-American Development Bank - IDB

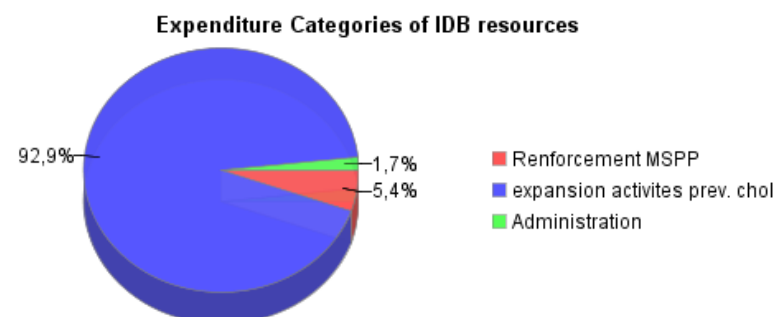
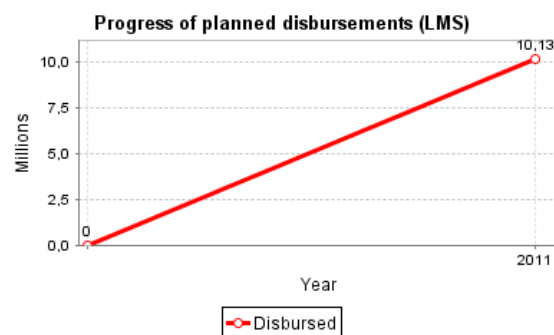
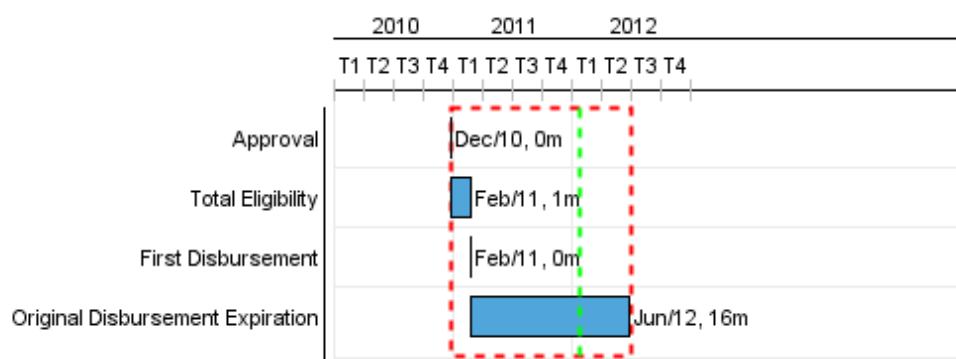
Office of Strategic Planning and Development Effectiveness

Last Update: 21/10/2011

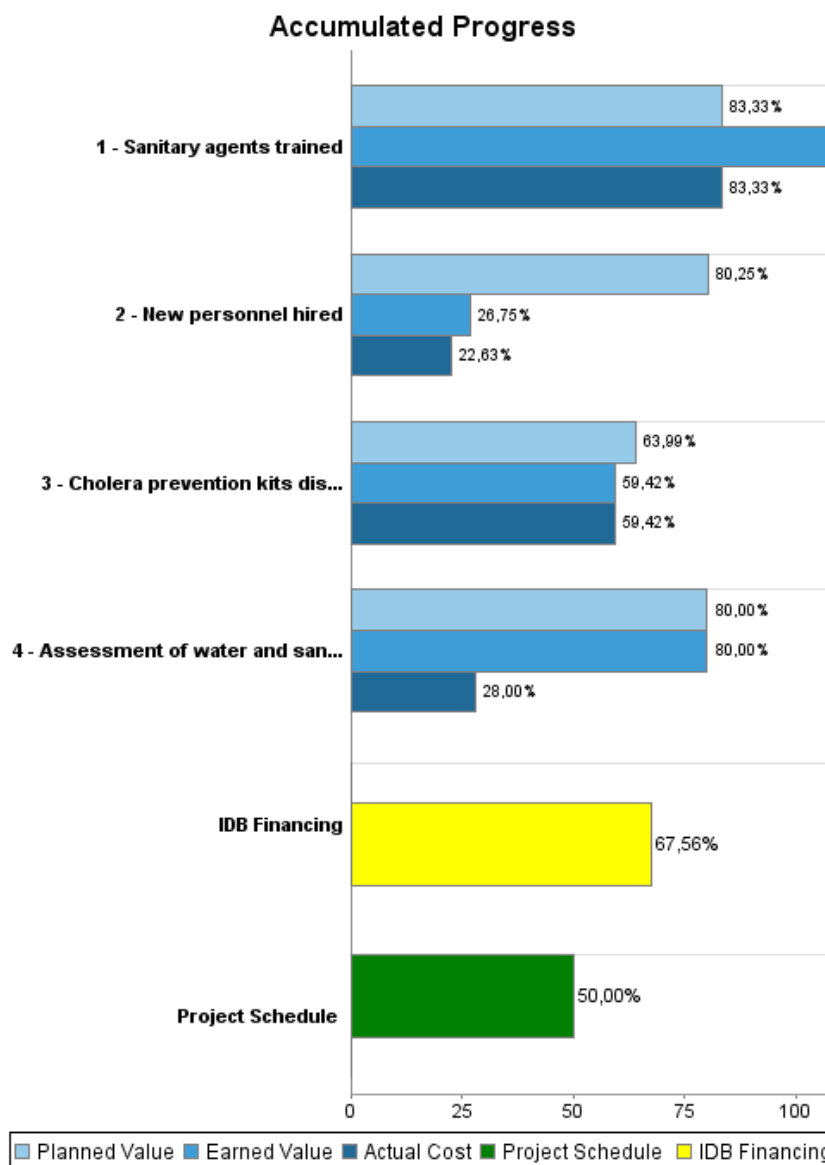
Summary Report

Basic Data		Available Funds (US\$)		Total Cost and Source	
Executing Agency (EA):	MINISTERE DE LA SANTE PUPLIQUE ET DE LA POPULATION				
Sector:	HEALTH-HEALTH PROGRAMS				
Loan Number(s):	2503/GR-HA	Current Approved Amount:	15.000.000,00	Original IDB:	15.000.000,00
Stage:	Approved	Disbursed Amount to Date:	10.133.977,19	Current IDB:	15.000.000,00
Operation Type:	INV - Investment	% Disbursed:	67,56	Pari-passu:	75,00
Related Operation(s):	HA-T1091, HA-L1042, HA-L1044, HA-X1013, HA-X1014, HA-T1119, HA-X1021, HA-G1021	Balance:	4.866.022,81	Co-Financing/Country:	
Operation Subtype:	ESP - Specific Investment Operation			Original Estimate:	15.000.000,00
				Amortization Period (months):	

Project Environmental and Social Impact Category	Reformulation	Validation
Project Environmental and Social Impact Category: B	() Was the objective(s) of this project reformulated?	Validated by Division Chief: Oct 21, 2011 Validated by Country Representative: Oct 21, 2011



Accumulated Progress as of 2011



Outcomes

Outcome: In-facility cholera fatality rate reduced

Indicator	Unit of Measure	Baseline	Baseline Year		End of project
Fatality rate	Fatality rate	4,00	2011	P A	1,00

Outcome: Fatality rate reduced in project supported Cholera Treatment Units and Cholera Treatment Centers

Indicator	Unit of Measure	Baseline	Baseline Year		End of project
Cholera fatality rate	%	4,00	2011	P A	1,00

Outcome: Treatment at Oral Rehydration Posts improved

Indicator	Unit of Measure	Baseline	Baseline Year		End of project
Cholera cases treated at Oral Rehydration Posts with Oral Rehydration Salts	%		2011	P A	100,00

Outcome: Waste management in Cholera Treatment Units and Cholera Treatment Centers improved

Indicator	Unit of Measure	Baseline	Baseline Year		End of project
Cholera Treatment Units and Cholera Treatment Centers with waste collection and disposal	%		2011	P A	80,00

Outcome: Household water quality improved

Indicator	Unit of Measure	Baseline	Baseline Year		End of project
Households in intervened areas with water that contains residual chlorine (higher than 0.2 mg/L)	%		2011	P A	80,00

Outputs: Annual Physical and Financial Progress 2011

Description	Unit of Measure	Physical				Financial			
		Planned	Actual	Accumulated units	EOP units	Planned	Actual	Accumulated costs	EOP costs
Strengthening MSPP's stewardship in the cholera response									
New personnel hired	personel	6,00	2,00		6,00	650.000,00	183.319,00		810.000,00
Scaling-up cholera prevention, emergency treatment and outreach									
Sanitary agents trained	Sanitary agents	270,00	2.785,00		270,00	2.500.000,00	2.500.000,00		3.000.000,00
Cholera prevention kits distributed	prevention kit		250,00		300,00	7.000.000,00	6.500.000,00		10.939.200,00
Strengthening DINEPA's cholera response									
Assessment of water and sanitation systems in priority health facilities	Assessment	1,00	1,00		1,00	4.000.000,00	1.400.000,00		5.000.000,00
Administration									
TOTAL						14.150.000,00	10.583.319,00		19.749.200,00