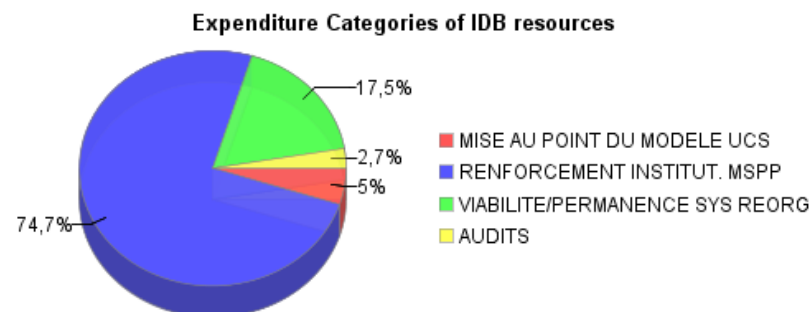
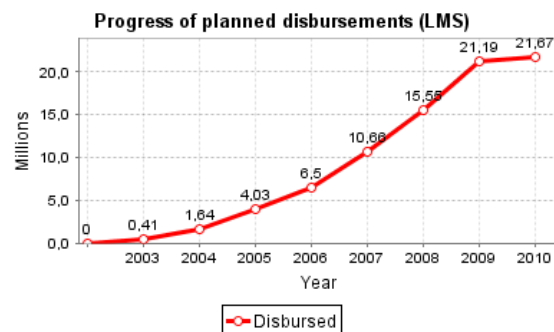
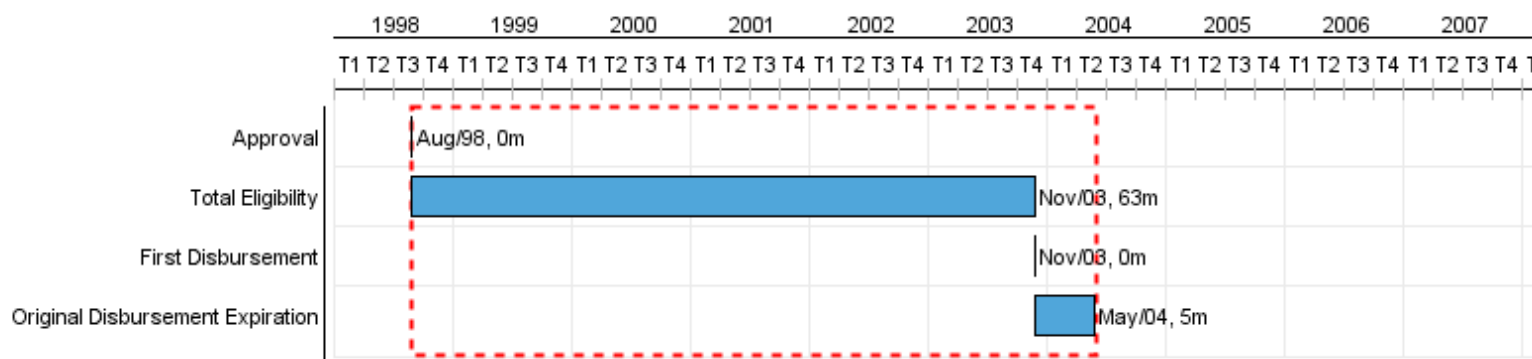


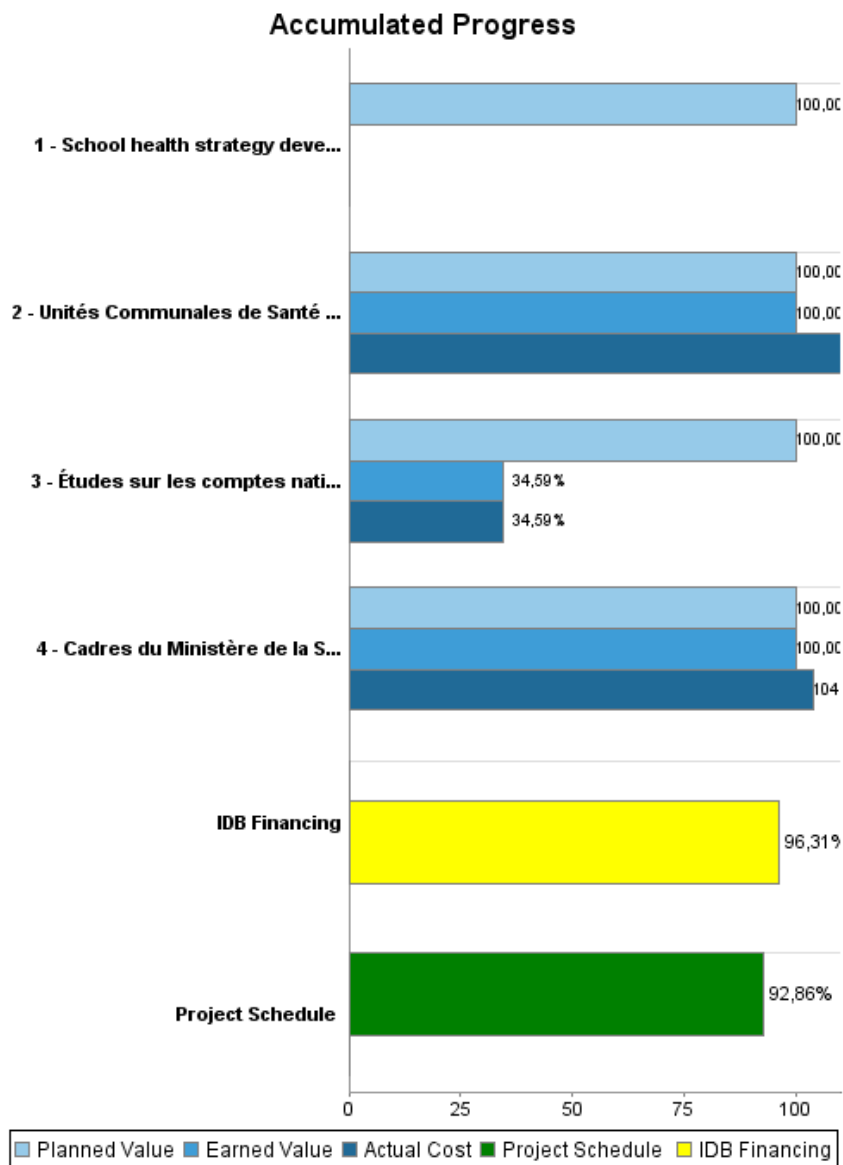
## Summary Report

| Basic Data             |  | Available Funds (US\$)    |               | Total Cost and Source         |               |
|------------------------|--|---------------------------|---------------|-------------------------------|---------------|
| Executing Agency (EA): | MINISTERE DE LA SANTE PUBLIQUE ET DE LA POPULATION |                           |               |                               |               |
| Sector:                | HEALTH-HEALTH SERVICES                             |                           |               |                               |               |
| Loan Number(s):        | 1009/SF-HA;2380/GR-HA                              | Current Approved Amount:  | 22.500.000,00 | Original IDB:                 | 23.330.503,71 |
| Stage:                 | Approved   | Disbursed Amount to Date: | 21.669.496,29 | Current IDB:                  | 22.500.000,00 |
| Operation Type:        | INV - Investment                                   | % Disbursed:              | 96,31         | Pari-passu:                   | 90,00         |
| Related Operation(s):  | TC7901152, TC8803323                               | Balance:                  | 830.503,71    | Co-Financing/Country:         | 2.500.000,00  |
| Operation Subtype:     | ESP - Specific Investment Operation                |                           |               | Original Estimate:            | 25.830.503,71 |
|                        |  |                           |               | Amortization Period (months): | 354           |

| Project Environmental and Social Impact Category       | Reformulation  | Validation   |
|--|--|--|
| Project Environmental and Social Impact Category: C(R) | ( X ) Was the objective(s) of this project reformulated? | Validated by Division Chief: Oct 20, 2011<br>Validated by Country Representative: Oct 21, 2011 |



## Accumulated Progress as of 2011



## Outcomes

|                 |  |
|-----------------|--|
| <b>Outcome:</b> | La qualité et l'accès aux services de base assurés par les institutions sanitaires privées et publiques ont augmenté et l'efficience des services du système de santé au niveau national est améliorée |
|-----------------|--|

| Indicator  | Unit of Measure   | Baseline | Baseline Year |   | 2008       | 2009       | End of project |
|--|-------------------|----------|---------------|---|------------|------------|----------------|
| A la fin du projet, au moins 350 000 femmes en âge de procréer et enfants de moins de 5 ans reçoivent selon les normes, le paquet de services de santé de base | Femmes et enfants |          |               | P | 150.000,00 | 350.000,00 | 350.000,00     |
|  |                   |          |               | A | 140.000,00 |            |                |

## Outputs: Annual Physical and Financial Progress 2011

| Description  | Unit of Measure            | Physical |        |                   |           | Financial         |        |                   |                      |
|--|----------------------------|----------|--------|-------------------|-----------|-------------------|--------|-------------------|----------------------|
|  |                            | Planned  | Actual | Accumulated units | EOP units | Planned           | Actual | Accumulated costs | EOP costs            |
| <b>Développement du modèle des unités communales de santé (UCS)</b>  |                            |          |        |                   |           |                   |        |                   |                      |
| Unités Communales de Santé (UCS) rehabilitated   | Unités Communales de Santé |          |        |                   | 11,00     |                   |        |                   | 12.769.199,76        |
| <b>Renforcement insitutionnel du MSPP aux niveaux central et départemental</b>   |                            |          |        |                   |           |                   |        |                   |                      |
| Cadres du Ministère de la Santé Publique et de la Population (MSPP) formés   | Cadres                     |          |        |                   | 50,00     |                   |        |                   | 7.038.479,00         |
| School health strategy developed   | Strategy                   | 1,00     |        |                   | 1,00      | 830.504,00        |        |                   | 830.504,00           |
| <b>Viabilités, permanence et évaluation du modèle réorganisé</b>   |                            |          |        |                   |           |                   |        |                   |                      |
| Études sur les comptes nationaux de santé et sur la faisabilité de l'extension de couverture de services par la contractualisation réalisées | Études                     |          |        |                   | 2,00      |                   |        |                   | 1.598.718,00         |
| <b>TOTAL</b>   |                            |          |        |                   |           | <b>830.504,00</b> |        |                   | <b>22.236.900,76</b> |