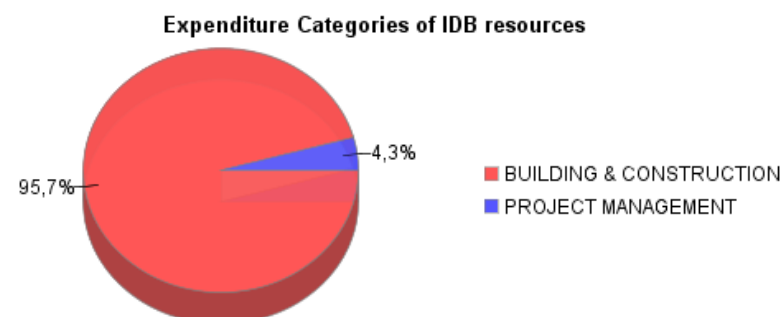
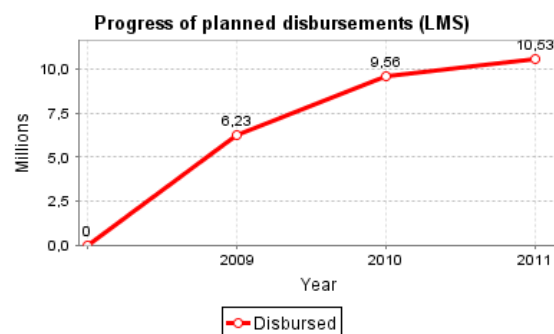
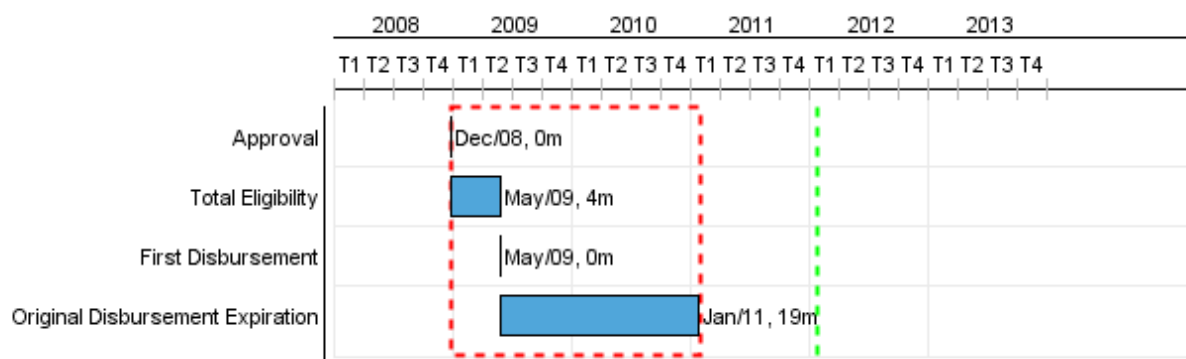


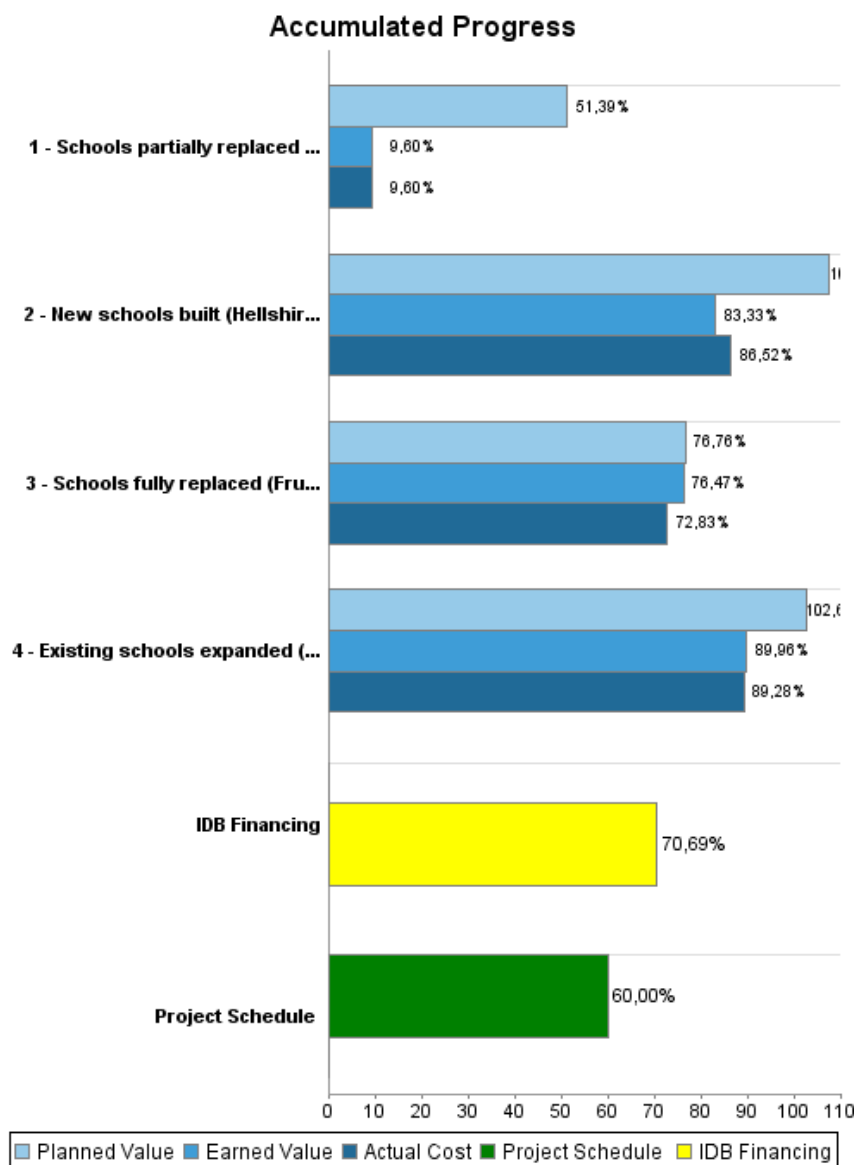
## Summary Report

Basic Data		Available Funds (US\$)		Total Cost and Source	
Executing Agency (EA):	MINISTRY OF EDUCATION AND CULTURE				
Sector:	EDUCATION-PRIMARY EDUCATION				
Loan Number(s):	2100/OC-JA	Current Approved Amount:	14.000.000,00	Original IDB:	14.000.000,00
Stage:	Approved	Disbursed Amount to Date:	9.896.251,75	Current IDB:	14.000.000,00
Operation Type:	INV - Investment	% Disbursed:	70,69	Pari-passu:	100,00
Related Operation(s):		Balance:	4.103.748,25	Co-Financing/Country:	
Operation Subtype:	SUP - Supplementary Financing			Original Estimate:	14.000.000,00
				Amortization Period (months):	270

Project Environmental and Social Impact Category	Reformulation	Validation
Project Environmental and Social Impact Category: C	( ) Was the objective(s) of this project reformulated?	Validated by Division Chief: Sep 23, 2011 Validated by Country Representative: Oct 21, 2011



## Accumulated Progress as of 2011



## Outcomes

<b>Outcome:</b>	Occupancy rate reduced in benefited schools
-----------------	---

Indicator	Unit of Measure	Baseline	Baseline Year		2009	2010	2011	2012	End of project
Occupancy rate in benefited schools	Ratio	186,00	2003	P		130,00		100,00	100,00
				A		106,00			
Students benefited by education projects	Students		2008	P	1.260,00	1.155,00		1.155,00	3.570,00
				A	1.260,00	1.155,00			

<b>Outcome:</b>	Benefited schools maintained in good condition
-----------------	--

Indicator	Unit of Measure	Baseline	Baseline Year		2009	2010	2011	2012	End of project
Maintenance plans delivered	Maintainance plans		2008	P	4,00	4,00	5,00	5,00	5,00
				A	4,00	4,00			

<b>Outcome:</b>	Schools de-shifted in 3 miles radius from new PESP schools
-----------------	--

Indicator	Unit of Measure	Baseline	Baseline Year		2009	2010	2011	2012	End of project
de-shifted schools	Schools		2008	P	1,00	4,00		4,00	4,00
				A					

# PROGRESS MONITORING REPORT

JA-L1021 - Supplemental to the Primary Education Support Project (PESP)  
2011 1st period with closure up to (30-Sep-2011)

Inter-American Development Bank - IDB

Office of Strategic Planning and Development Effectiveness  
Last Update: 23/09/2011

## Outputs: Annual Physical and Financial Progress 2011

Description	Unit of Measure	Physical				Financial			
		Planned	Actual	Accumulated units	EOP units	Planned	Actual	Accumulated costs	EOP costs
<b>Civil works</b>									
New schools built (Hellshire; Mansfield)	Schools				2,00	300.000,00			2.600.000,00
Schools partially replaced (Red Hills)	Schools				1,00	850.000,00	107.000,00		3.600.000,00
Existing schools expanded (Chester castle; Lucea Primary)	Schools				2,00	200.000,00			3.800.000,00
Schools fully replaced (Fruitfull Vale; Sheffield)	Schools				2,00	160.000,00	150.000,00		3.400.000,00
<b>TOTAL</b>						<b>1.510.000,00</b>	<b>257.000,00</b>		<b>13.400.000,00</b>