

## Relatório Resumido

### Dados Gerais

|                       |   |
|-----------------------|---|
| Executor:             | MINISTRY OF AGRICULTURE AND FISHERIES                                 |
| Sector:               | AGRICULTURE AND RURAL DEVELOPMENT-AGRICULTURAL HEALTH AND FOOD SAFETY |
| Número da Operação:   | 2220/OC-BL  |
| Estágio:              | Approved  |
| Tipo Operação:        | INV - Investimento  |
| Operação Relacionada: | BL-P1024  |
| Subtipo de Operação:  | ESP - Specific Investment Operation                                   |

### Fundos Disponíveis (US\$)

|                 |              |
|-----------------|--------------|
| Atual:          | 5.000.000,00 |
| Desembolsado:   | 1.238.681,36 |
| % Desembolsado: | 24,77        |
| Saldo:          | 3.761.318,64 |

### Custo Total e Fonte

|                                 |              |
|---------------------------------|--------------|
| Original BID:                   | 5.000.000,00 |
| Corrente BID:                   | 5.000.000,00 |
| Pari-passu:                     | 91,00        |
| Cofinanciamento/País:           | 500.000,00   |
| Original Estimado:              | 5.500.000,00 |
| Período de Amortização (meses): | 234          |

### Categoria do impacto social

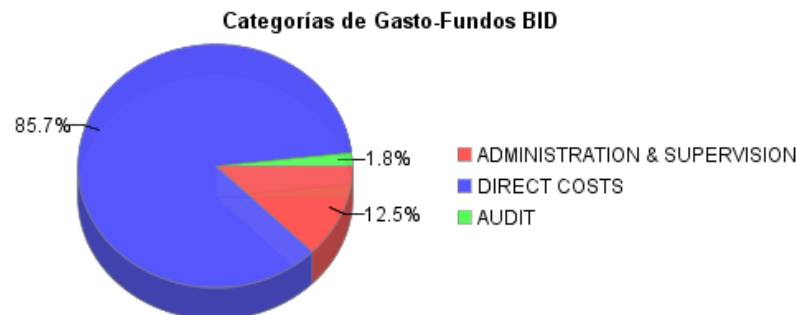
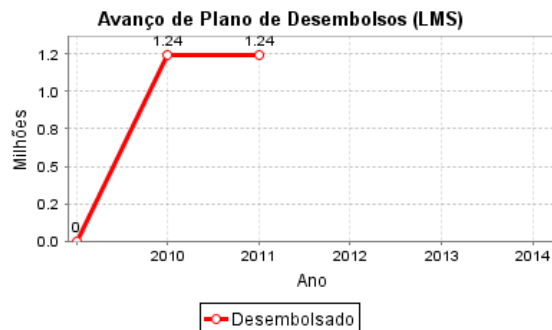
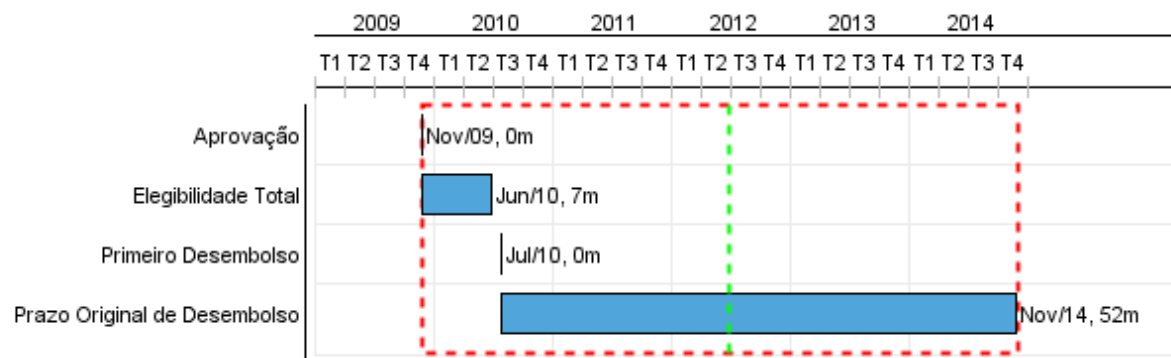
Categoria do impacto social:

### Reformulação

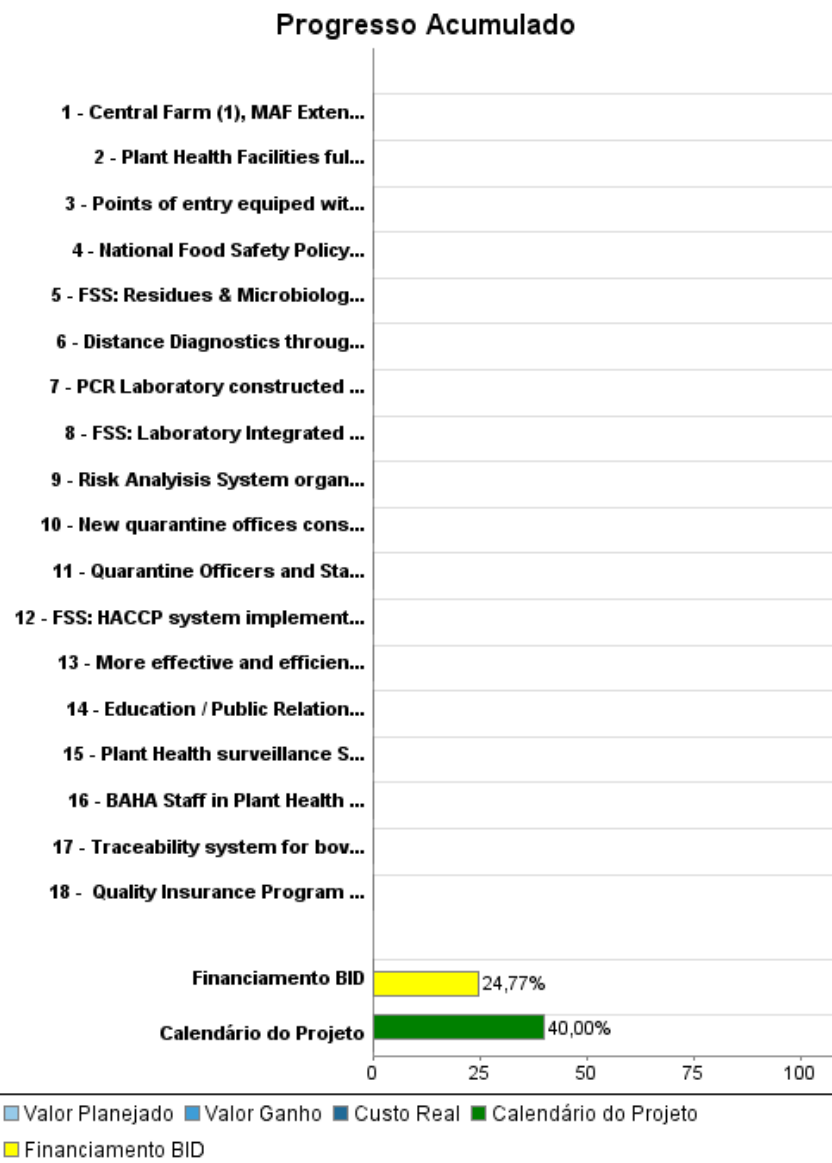
B ( ) Os objetivos do projeto foram reformulados?

### Validação

Validado pelo Chefe de Divisão: 30-abr-2012  
Validado pelo Representante do País: 30-abr-2012



## Progresso Acumulado até 2011



## Resultados

|                    |  |
|--------------------|--|
| <b>Resultado:</b>  | Gap in agricultural productivity between Belize and the average of other Central American countries disappeared  |
| <b>Suposições:</b> | A competitive Grant Scheme (CGS) does not permit establishing specific targets ex-ante for all product lines since the CGS works on demand, however the goal of parity in a number of major products to be determine is deemed achievable by the end of the Program. |

| Indicador   | Unidade Medida | Linha Base | Ano Linha Base |        | 2008 | 2009 | 2010 | 2011 | 2012 | Acumulado 2013 - 2015 | Final do Projeto |
|---|----------------|------------|----------------|--------|------|------|------|------|------|-----------------------|------------------|
| Yield of priority product (to be prioritized by MAF)  | TM/ha          | 1,000.00   | 2010           | P<br>A |      |      |      |      |      |                       | 1.500,00         |
| Production costs for (product 2) - See ISSUES section | Us\$/TM        | 20,000.00  | 2010           | P<br>A |      |      |      |      |      |                       | 16.000,00        |

|                   |  |
|-------------------|--|
| <b>Resultado:</b> | The state of Agricultural Health in Belize is maintained or improved |
|-------------------|--|

| Indicador  | Unidade Medida           | Linha Base | Ano Linha Base |        | 2008 | 2009 | 2010 | 2011 | 2012 | Acumulado 2013 - 2015 | Final do Projeto |
|--|--------------------------|------------|----------------|--------|------|------|------|------|------|-----------------------|------------------|
| Free status for (i) Medfly (ii) Classical Swine Fever (iii) Foot and Mouth Disease (iv) Avian Influenza maintained                     | Free status              | 4.00       | 2009           | P<br>A |      | 4.00 | 4.00 | 4.00 | 4.00 | 8.00                  | 4,00             |
| Free status for White Spot Shrimp Disease and Yellow Head in Shrimp and Control status for Bovine Spongiform Encephalopathy recognized | Free status              |            | 2009           | P<br>A |      |      |      |      |      | 3.00                  | 3,00             |
| Confiscation of exported agricultural products   | Annual confiscations     | 10.00      | 2010           | P<br>A |      |      |      |      |      |                       | 2,00             |
| Appearance of new exotic pest / disease in the country   | New pest / disease       |            | 2010           | P<br>A |      |      |      |      |      |                       | 0,00             |
| Prevalence of Bovine and Canine Rabies   | Cases                    | 6.00       | 2009           | P<br>A |      | 6.00 | 4.00 |      |      | 3.00                  | 3,00             |
| Prevalence of Newcastle disease  | Districts with outbreaks | 4.00       | 2008           | P<br>A | 4.00 |      | 4.00 |      |      | 1.00                  | 1,00             |
| BAHA's Plant Health Service improved   | (%)                      |            | 2009           | P<br>A |      |      |      |      |      |                       | 80,00            |
| BAHA's Animal Health Service improved  | %                        |            | 2009           | P<br>A |      |      |      |      |      |                       | 70,00            |
| BAHA's Food Safety Service improved  | %                        |            | 2009           | P<br>A |      |      |      |      |      |                       | 82,00            |
| BAHA's Qaurantine Service improved   | %                        |            | 2009           | P<br>A |      |      |      |      |      |                       | 74,00            |

|                     |   |
|---------------------|---|
| <b>Resultado:</b>   | Access to export markets is increased   |
| <b>Observações:</b> | The system does not allow to establish a correlation with the country strategy. |

## RELATÓRIO DE MONITOREIO DE PROGRESSO

BL-L1009 - Agricultural Services Program  
2011 2º período com fechamento em (31-Mar-2012)

Banco Interamericano de Desenvolvimento - IDB

Escritório de Planejamento Estratégico e Efetividade no Desenvolvimento  
Última Atualização do PMR: 30/04/2012

| Indicador   | Unidade Medida                   | Linha Base | Ano Linha Base |        | 2008 | 2009 | 2010         | 2011 | 2012 | Acumulado 2013 - 2015 | Final do Projeto |
|---|----------------------------------|------------|----------------|--------|------|------|--------------|------|------|-----------------------|------------------|
| Phytosanitary and Food Safety exporting protocols maintained for major plant products exports (papaya, bean, corn, lime, orange, concentrate) | Number of protocols              | 6.00       | 2009           | P<br>A |      | 6.00 | 2.00         |      |      | 6.00                  | 6,00             |
| Phytosanitary and Food Safety exporting protocols for non-traditional plant products exports  | Number of new approved protocols |            | 2009           | P<br>A |      |      |              |      |      | 2.00                  | 2,00             |
| Hazard Analysis Critical Control Point (HACCP) certified processing plants (fish, shrimp, poultry, meat, hot pepper) increased                | HACCP certified plants           | 4.00       | 2010           | P<br>A |      |      | 4.00<br>4.00 | 3.00 | 4.00 | 6.00                  | 17,00            |
| Requirements by Mexico for the export of cattle fulfilled   | Requirements                     |            | 2010           | P<br>A |      |      |              | 2.00 | 3.00 | 8.00                  | 13,00            |

## Produtos: Progresso Físico e Financeiro Anual 2011

| Descrição   | Unidade de medida  | Físico    |       |                     |              | Financeiro |       |                   |              |
|---|--|-----------|-------|---------------------|--------------|------------|-------|-------------------|--------------|
|   |  | Planejado | Atual | Unidades Acumuladas | Unidades FDP | Planejado  | Atual | Custos Acumulados | Custos FDP   |
| Applied Agricultural Production Innovation  |  |           |       |                     |              |            |       |                   |              |
| More effective and efficient Agricultural and Livestock Production Techniques developed   | R&D projects   |           |       |                     | 15,00        |            |       |                   | 1.400.000,00 |
| Central Farm (1), MAF Extension Service (12) and NCCARD (1) equipped for R&D  | Units  |           |       |                     | 14,00        |            |       |                   | 350.000,00   |
| Plant, Animal and Food Safety Risk Management   |  |           |       |                     |              |            |       |                   |              |
| Plant Health Facilities fully equipped: PSU; PDS; PRAU; PCEU  | Facilities   |           |       |                     | 4,00         |            |       |                   | 400.000,00   |
| BAHA Staff in Plant Health trained (i) Phytosanitary Surveillance Unit (PSU); (ii) Entomologist for Pest Diagnostic Service (PDS) ; (iii) Pest diagnostic (PD); (iv) Pest Risk Analysis Unit (PRAU); (iv) Phytosanitary Certification for Export Unit (PSCEU) | Staff PSU=10; EPDS=1; PD=8;PRAU=7; PCEU=6Staff PSU=10; EPDS=1; PD=8;PRAU=7; PCEU=6 |           | 3,00  |                     | 32,00        |            |       |                   | 150.000,00   |
| Plant Health surveillance Systeme (PSU, PDS, PCEU) implemented  | Protocol% Procedure  |           |       |                     | 15,00        |            |       |                   | 65.000,00    |
| Risk Analysis System organized and operational  | Unit   |           |       |                     | 1,00         |            |       |                   | 57.000,00    |
| PCR Laboratory constructed and operating ( VET)   | Laboratory   |           |       |                     | 1,00         |            |       |                   | 700.000,00   |
| Traceability system for bovin organized and strengthened  | Unit   |           |       |                     | 1,00         |            |       |                   | 50.000,00    |
| National Food Safety Policy designed and implemented  | Policy   |           |       |                     | 1,00         |            |       |                   | 75.000,00    |
| Quality Insurance Program (ISO 17025) implemented and certification obtained for microbiological and chemical tests   | certification  |           |       |                     | 4,00         |            |       |                   | 200.000,00   |
| FSS: HACCP system implemented at processing plants (fish, shrimp, poultry, meats, hot pepper) and maintained (fish, shrimp, plant)  | certificate  |           |       |                     | 17,00        |            |       |                   | 120.000,00   |
| FSS: Laboratory Integrated Information Systems (LIMS) operating (FS)  | LIMS   |           |       |                     | 1,00         |            |       |                   | 100.000,00   |

## RELATÓRIO DE MONITOREIO DE PROGRESSO

BL-L1009 - Agricultural Services Program  
2011 2º período com fechamento em (31-Mar-2012)

Banco Interamericano de Desenvolvimento - IDB

Escritório de Planejamento Estratégico e Efetividade no Desenvolvimento  
Última Atualização do PMR: 30/04/2012

| Descrição  | Unidade de medida | Físico    |       |                     |              | Financeiro |       |                   |                     |
|--|-------------------|-----------|-------|---------------------|--------------|------------|-------|-------------------|---------------------|
|  |                   | Planejado | Atual | Unidades Acumuladas | Unidades FDP | Planejado  | Atual | Custos Acumulados | Custos FDP          |
| FSS: Residues & Microbiology Laboratories operating (with new testing capabilities for poultry, meats, dairy, vegetables, juices, listeria spp.) | tests             |           |       |                     | 6,00         |            |       |                   | 78.000,00           |
| Quarantine Officers and Staff of Partner Agencies trained on importance of the quarantine services   | staff             |           |       |                     | 250,00       |            |       |                   | 75.000,00           |
| Education / Public Relations campaign on Quarantine conducted  | Campaign          |           |       |                     | 4,00         |            |       |                   | 30.000,00           |
| New quarantine offices constructed and operational   | offices           |           |       |                     | 3,00         |            |       |                   | 200.000,00          |
| Distance Diagnostics through Digital Imaging ( DDDI) systems operating   | system            |           |       |                     | 7,00         |            |       |                   | 100.000,00          |
| Points of entry equiped with functional incinerators for proper disposal of confiscated material (Quarantine)                                    | units             |           |       |                     | 6,00         |            |       |                   | 250.000,00          |
| <b>Administration - Evaluation - Audit - Others</b>  |                   |           |       |                     |              |            |       |                   |                     |
| <b>TOTAL</b>   |                   |           |       |                     |              |            |       |                   | <b>4.400.000,00</b> |