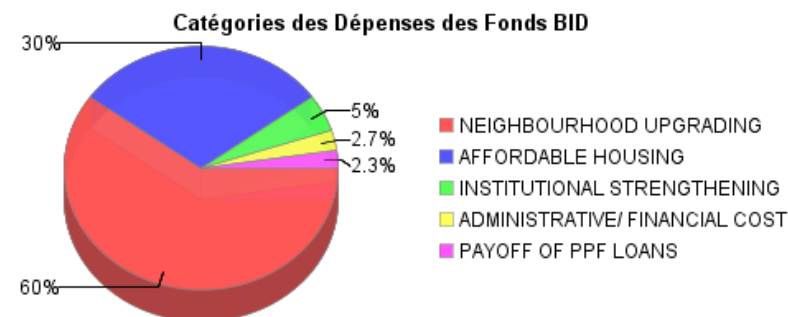
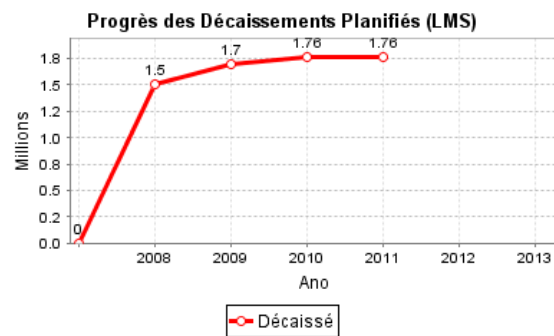
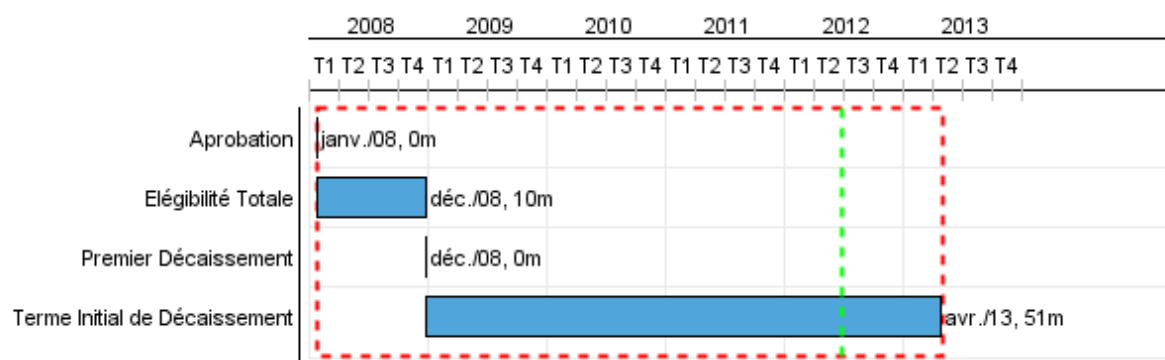


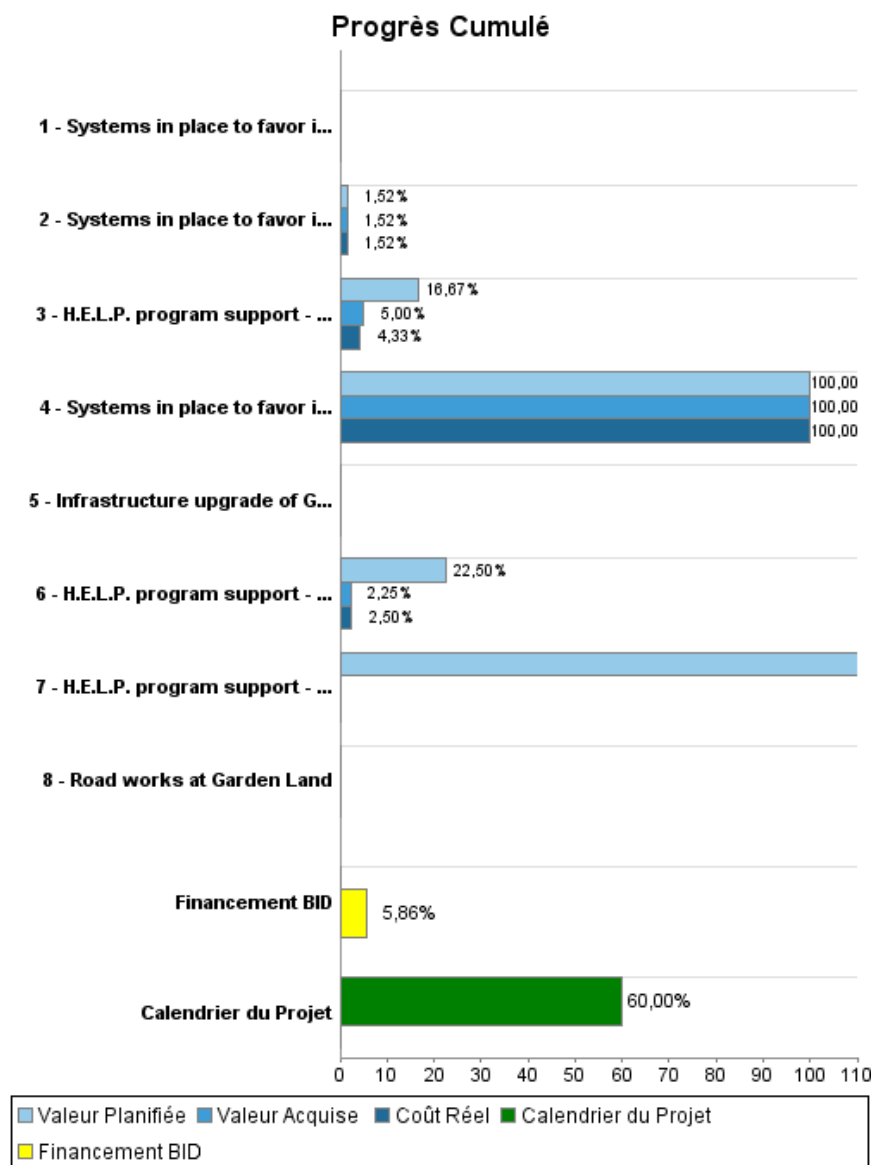
Rapport Résumé

Données Générales		Fonds Disponibles (US\$)		Coût Total et Source de Financement	
Agence d' Exécution (EA):	MINISTRY OF HOUSING, LAND AND ENVIRONMENT				
Secteur:	URBAN DEVELOPMENT AND HOUSING-HOUSING				
Numéro(s) de Prêt(s):	1953/OC-BA	Montant Courant Approuvé:	30.000.000,00	Initial BID:	30.000.000,00
Étape:	Approved	Montant Décaissé à ce Jour:	1.758.696,39	Courant BID:	30.000.000,00
Type d' Opération:	INV - Investissement	% Décaissé:	5,86	Pari Passu:	75,00
Opération(s) Connexe(s):		Solde:	28.241.303,61	Cofinancement/Pays:	10.000.000,00
Sous-Type de l'Opération:	PFM - Multi-Phase Lending Project			Estimation Initiale:	40.000.000,00
				Période d'Amortissement (mois):	174

Catégorie d'Impact Environnemental et Social du Projet	Reformulation	Validation
Catégorie d'Impact Environnemental et Social du Projet:	B () Les objectifs du projet ont-ils été reformulés?	Validé par le Chef de Division: 26-abr-2012 Validé par le Représentant: 26-abr-2012



Progrès Cumulé à 2011



Résultats

Résultat:	Government support system for affordable housing expanded
Suposições:	1. GOB support for for a more equitable housing policy remains strong. 2. Adequate and TIMELY response from both private and PUBLIC institutions.

Indicateur	Unité de Mesure	Ligne de Base	Année Ligne de Base		2011	2012	2013	Fin du Projet
New affordable housing units produced.	Housing units	20.00	2008	P A			118.00	118,00
Current inventory of households in substandard housing reduced.	Families	7,000.00	2008	P A				300,00

Résultat:	Private sector resources in the financing of affordable housing mobilized
Suposições:	1. Adequate and timely response from private institutions. 2. Inflation and exchange rates will stay within acceptable limits. 3. Social and economic stability.
Observações:	Given to the present prevailing economic conditions (2009-2010) in Barbados and the Caribbean this demand is supremely high. The program has raised a great interest but the applicants are few, especially those of the lowest income layers, who barely can fulfill the requirement of 30% matching contribution or access to finance.

Indicateur	Unité de Mesure	Ligne de Base	Année Ligne de Base		2011	2012	2013	Fin du Projet
Number of families below the 5th decile benefiting from New Homes subsidy.	Loans		2008	P A		100.00	100.00	200,00
Number of families below the 5th decile benefiting from Incremental Construction subsidy	Families		2008	P A		150.00	150.00	300,00

Résultat:	Government support to physical upgrading targeting sub-standard neighborhoods created.
Suposições:	1. Political support to neighborhood upgrading remains high. 2. Residents are willing to participate. 3. Government and communities open to participatory process.

Indicateur	Unité de Mesure	Ligne de Base	Année Ligne de Base		2011	2012	2013	Fin du Projet
Government has started improvements in sub-standard neighborhoods	Project		2011	P A		1.00	5.00	6,00

Produites: Progrès Physique et Financier Annuel 2011

Description	Unité de Mesure	Physique				Financier			
		Planifié	Réel	Unités Cumulées	Unités FDP	Planifié	Réel	Coûts Cumulées	Coûts FDP
Neighborhood Upgrading									
Infrastructure upgrade of Garden Land	Cost				1.964.000,00				1.964.000,00
Road works at Garden Land	Cost				1.144.000,00				1.144.000,00
Infrastructural construction at Walkers	Cost				1.119.375,00				1.119.375,00
Construction of Starter Homes - Walker, St. Andrews	Cost				1.091.924,00				1.091.924,00
Beckles Hill	Cost				600.000,00				600.000,00
Halls Road	Cost				1.072.000,00				1.072.000,00
Campaing Castle	Cost				271.000,00				271.000,00
Gall Hill	Cost				480.000,00				480.000,00
Padmore Village	Cost				150.000,00				150.000,00
White Park Road	Cost				4.746.731,00				4.746.731,00
Infrastructure upgrade ar Vauxhall	Cost				250.000,00				250.000,00
Housing construction at Vauxhall	Cost				960.596,00				960.596,00
Mason Hall Street	Cost				2.750.000,00				2.750.000,00
Production of affordable housing									
H.E.L.P. program support - Infrastructure at Eckstein Village, St. Michael	Cost	40,00			450.000,00	1.000.000,00			450.000,00
H.E.L.P. program support - Homes at Eckstein Village, St. Michael	Cost				1.800.000,00				1.800.000,00
H.E.L.P. program support - Homes at Constant, St. George	Cost				928.960,00				928.960,00
H.E.L.P. program support - Homes Walkers, St. Andrews	Cost				1.762.570,00				1.762.570,00
H.E.L.P. program support - Family subsidy - New affordable housing	Subsidies	100,00	10,00		200,00	450.000,00	50.000,00		2.000.000,00
H.E.L.P. program support - Family subsidy - Incremental home construction	Subsidies	100,00	30,00		400,00	500.000,00	130.000,00		3.000.000,00
Institutional Strengthening									
Systems in place to favor institutional development: Beneficiary Selection System (BSS) in place.	System		1,00		1,00		100.000,00		100.000,00
Systems in place to favor institutional development: Information and Financial System (IFS) in place.	System				1,00		9.099,26		600.000,00
Systems in place to favor institutional development: Land Management System (LMS) in place.	System				1,00				800.000,00
NHC Smartstream	System				1,00				1.000.000,00
Others									
TOTAL						1.950.000,00	289.099,26		29.041.156,00