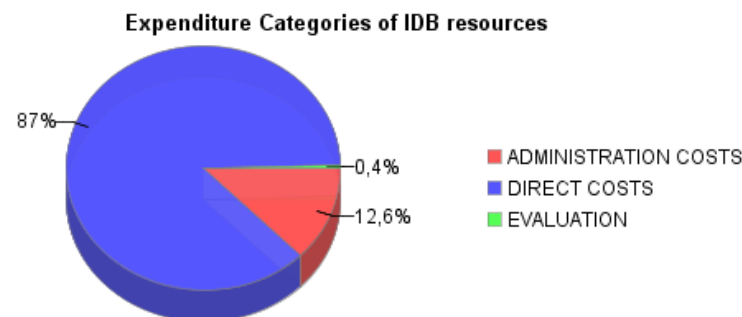
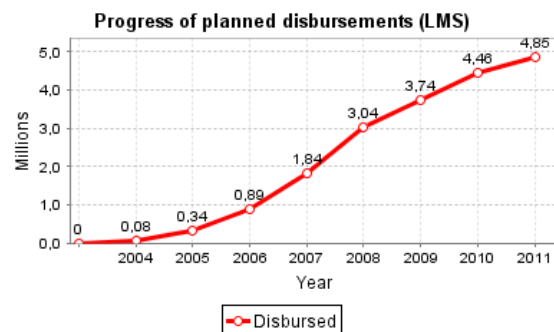
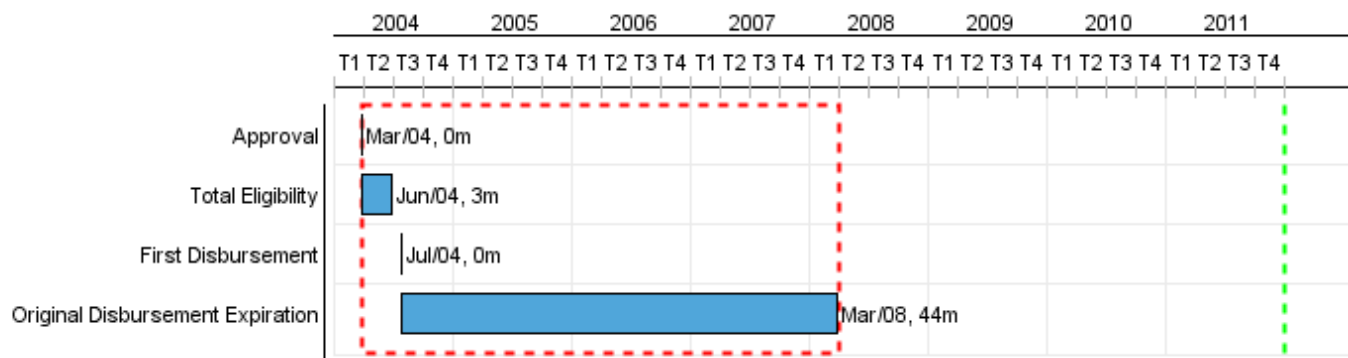


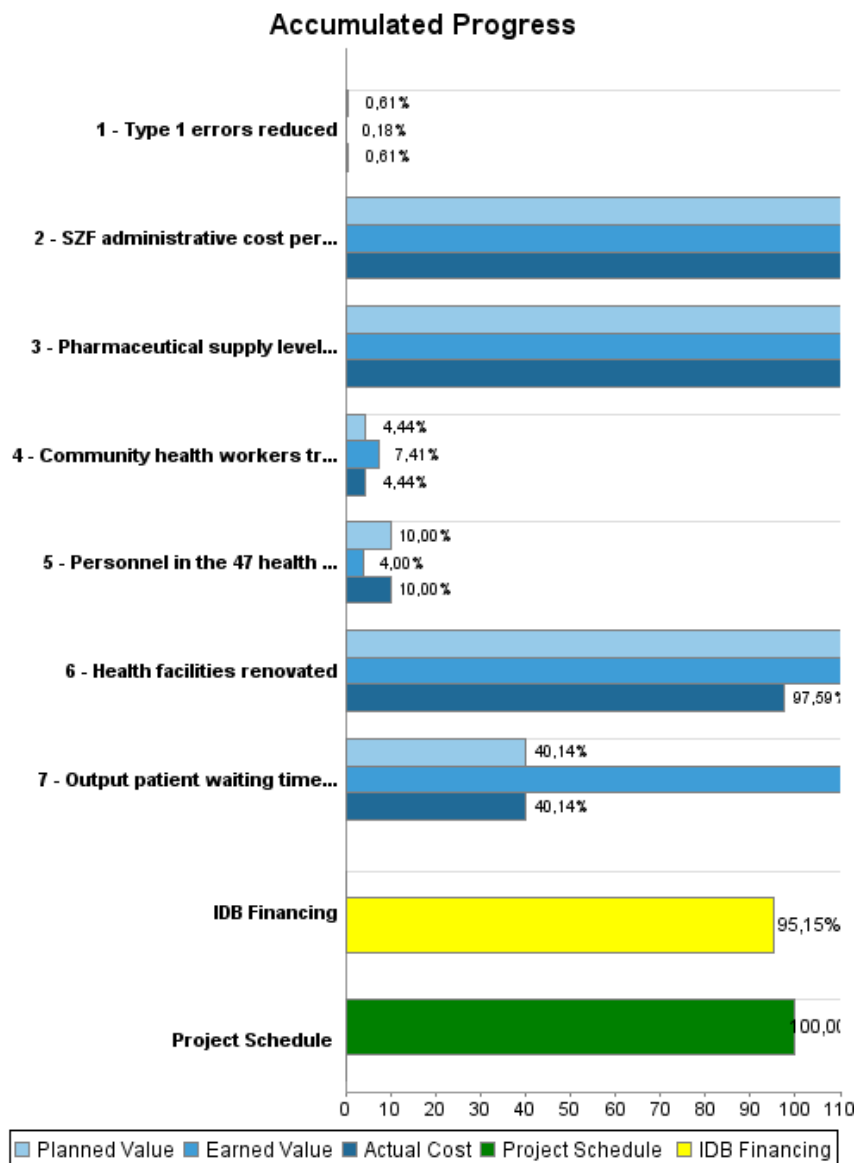
Summary Report

Basic Data		Available Funds (US\$)		Total Cost and Source	
Executing Agency (EA):	MINISTRY OF HEALTH				
Sector:	HEALTH-HEALTH SERVICES				
Loan Number(s):	1537/OC-SU	Current Approved Amount:	5.000.000,00	Original IDB:	5.000.000,00
Stage:	Approved	Disbursed Amount to Date:	4.757.477,54	Current IDB:	5.000.000,00
Operation Type:	INV - Investment	% Disbursed:	95,15	Pari-passu:	88,00
Related Operation(s):	SU-P1002, SU-T1007	Balance:	242.522,46	Co-Financing/Country:	700.000,00
Operation Subtype:	SEF - Sector Facility			Original Estimate:	5.700.000,00
				Amortization Period (months):	246

Project Environmental and Social Impact Category		Reformulation	Validation	
Project Environmental and Social Impact Category:	C(R)	() Was the objective(s) of this project reformulated?	Validated by Division Chief:	Sep 25, 2011
			Validated by Country Representative:	Sep 29, 2011



Accumulated Progress as of 2011



Outcomes

Outcome:	The efficiency, equity and quality of health services, particularly those directed to the poor, improved.
Comments:	

Indicator	Unit of Measure	Baseline	Baseline Year		2006	2009	End of project
Child mortality rate reduced from 31 per thousand to 25 per thousand	Individuals	31,00	2004	P A			25,00
Hospitalization frequency rate for diabetes and hypertension reduced by 20%	Individuals	50,00	2004	P A			30,00
Immunization rates increased	Individuals	54,00	2000	P A			80,00
Percentage of poor covered by health insurance increased	Individuals	10,00	2000	P A			30,00
Total population health insurance coverage increased	Individuals	69,00	2002	P A			80,00

Outcome:	-
-----------------	---

Outputs: Annual Physical and Financial Progress 2011

Description	Unit of Measure	Physical				Financial			
		Planned	Actual	Accumulated units	EOP units	Planned	Actual	Accumulated costs	EOP costs
1. IMPROVE QUALITY AND EFFECTIVENESS OF PREVENTATIVE AND PRIMARY HEALTH CARE Period 2009-2010									
Health facilities renovated	Individuals				10,00				1.800.000,00
Pharmaceutical supply levels improved	Individuals				90,00				100.000,00
Personnel in the 47 health centers trained of quality and effectiveness of preventive and primary health care systems: workshops	Individuals				300,00				300.000,00
Output patient waiting time reduced	Individuals				60,00				254.572,00
2010 administration of project completed	Individuals				1,00				552.000,00
2. IMPROVE EFFICIENCY AND EQUITY OF HEALTH SYSTEMS Period 2009-2010: training and workshops									
SZF administrative cost per processed claim reduced	Individuals				60,00				200.000,00
Type 1 errors reduced	Individuals				10,00				800.000,00
Community health workers trained in primary health care protocols	Individuals				30,00				450.000,00
TOTAL									4.456.572,00