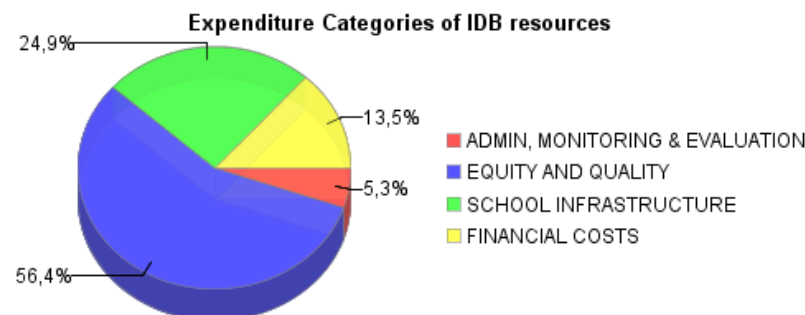
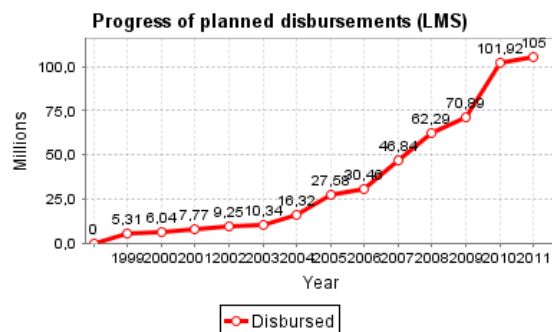
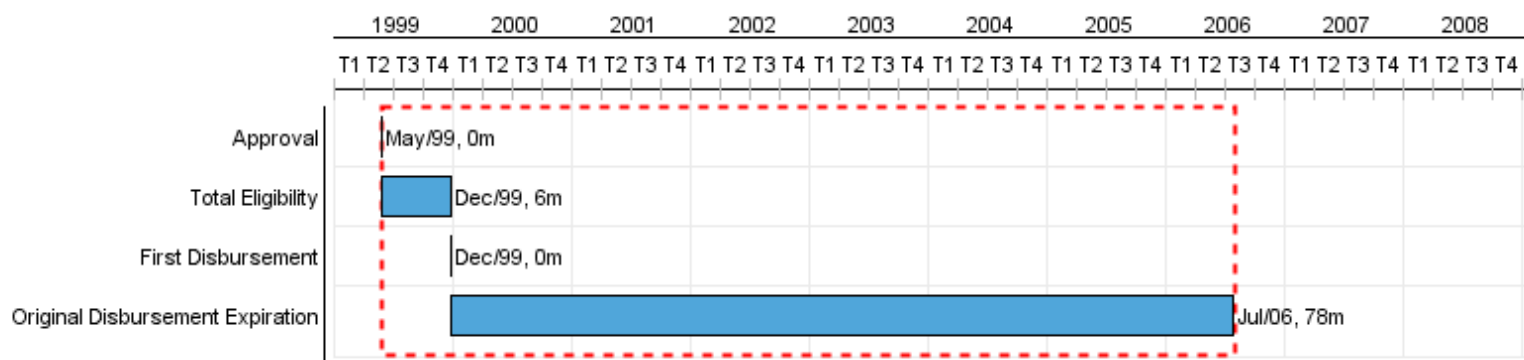


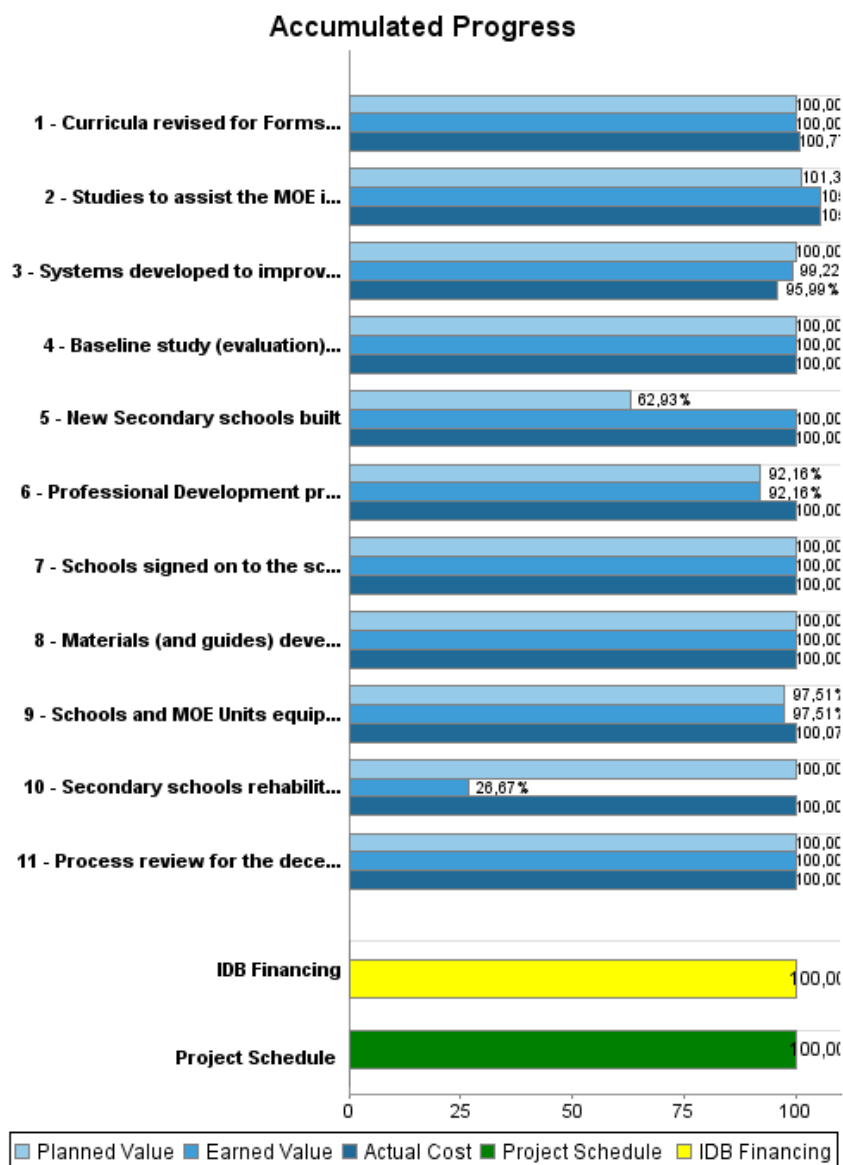
Summary Report

Basic Data		Available Funds (US\$)	Total Cost and Source
Executing Agency (EA):	MINISTRY OF EDUCATION		
Sector:	EDUCATION-SECONDARY EDUCATION		
Loan Number(s):	1180/OC-TT	Current Approved Amount:	105.000.000,00
Stage:	Approved	Disbursed Amount to Date:	105.000.000,00
Operation Type:	LON - Loan Operation	% Disbursed:	100,00
Related Operation(s):	TC9801326	Balance:	
Operation Subtype:	ESP - Specific Investment Operation		
		Original IDB:	105.000.000,00
		Current IDB:	105.000.000,00
		Pari-passu:	44,99
		Co-Financing/Country:	45.000.000,00
		Original Estimate:	150.000.000,00
		Amortization Period (months):	210

Project Environmental and Social Impact Category	Reformulation	Validation
Project Environmental and Social Impact Category: B(R)	() Was the objective(s) of this project reformulated?	Validated by Division Chief: Sep 22, 2011 Validated by Country Representative: Oct 13, 2011



Accumulated Progress as of 2011



Outcomes

Outcome: 1. Accessibility to secondary education improved.

Indicator	Unit of Measure	Baseline	Baseline Year		2006	2008	2009	2010	End of project
Access to secondary education of students of age cohort	%			P			100,00	100,00	100,00
				A	100,00		100,00	100,00	

Outcome: 2. Educational content and teaching methodologies transformed to meet the needs of a modern, skills-based economy.

Indicator	Unit of Measure	Baseline	Baseline Year		2006	2008	2009	2010	End of project
ICT competency level of students (as measured by the passing rate in the technology education exams)	%	20,00	2000	P			40,00	40,00	40,00
				A			52,00	55,00	
Rate of CXC passes	%	40,00	2000	P			60,00	60,00	60,00
				A			85,00	45,00	
Gross total ratio of enrollment at higher education in the relevant cohort	%	7,00	2000	P			20,00	20,00	20,00
				A			60,00	30,00	

Outcome: 3. A more efficient management of resources developed.

Indicator	Unit of Measure	Baseline	Baseline Year		2006	2008	2009	2010	End of project
Integrated EMIS fully operational	System		1999	P					0,00
				A					
An effective and efficient scheme for provision of substitute teachers in place.	System		2000	P			1,00		1,00
				A		1,00	1,00		
Schools signed up to the school development planning initiative	%	10,00	2000	P			67,00	100,00	100,00
				A			67,00	100,00	

Outcome: Administration, Monitoring and Evaluation, and Financial Costs

Outcome: Quality of secondary education improved.

Indicator	Unit of Measure	Baseline	Baseline Year		2006	2008	2009	2010	End of project
Schools adopt the new curriculum developed.	Schools		1999	P			132,00		132,00
				A			132,00		
Secondary school graduates attain national certification of essential "skills and competencies" required for the workplace.	Percent		1999	P			100,00	100,00	100,00
				A				34,00	

Outcome: Strengthened sectoral management capacity at the central, regional and local levels.

Indicator	Unit of Measure	Baseline	Baseline Year		2006	2008	2009	2010	End of project
-----------	-----------------	----------	---------------	--	------	------	------	------	----------------



PROGRESS MONITORING REPORT

TT0023 - Secondary Education Program
2011 1st period with closure up to (30-Sep-2011)

Inter-American Development Bank - IDB

Office of Strategic Planning and Development Effectiveness

Last Update: 21/09/2011

Planned decentralized educational offices (RED) fully operational and staffed	Offices	1999	P			2,00		2,00
			A			2,00		

Outputs: Annual Physical and Financial Progress 2011

Description	Unit of Measure	Physical				Financial			
		Planned	Actual	Accumulated units	EOP units	Planned	Actual	Accumulated costs	EOP costs
QUALITY REFORMS OF SECONDARY SCHOOL EDUCATION									
Curricula revised for Forms 1 -5 in seven subject areas	Forms (grades)				5,00	10.524,71	10.524,71		1.282.783,21
Professional Development programmes developed for teachers and school leaders	Programmes				18,00	972.947,15	972.947,15		6.366.146,46
Schools and MOE Units equipped with updated teaching and learning resources.	Schools				134,00	653.783,85	653.783,85		43.636.915,07
Baseline study (evaluation) completed	Studies				4,00				67.214,00
New Secondary schools built	Schools				18,00				25.376.216,64
Secondary schools rehabilitated	Schools				90,00				716.699,89
Materials (and guides) developed for the National Certification in Secondary Education (NCSE) for Levels 1 and 2.	Levels				2,00				1.329.044,97
SUPPORT FOR OTHER EDUCATIONAL REFORMS									
Schools signed on to the school development planning initiative.	Schools				132,00				124.274,00
INSTITUTIONAL REFORM OF THE MINISTRY OF EDUCATION									
Systems developed to improve MOE management	System				3,00				3.842.943,94
Process review for the decentralization of the MOE completed	Studies				1,00	8.700,00	8.700,00		1.363.123,00
Studies to assist the MOE in decision-making about reforms.	Studies				5,00	427.000,00	481.634,41		1.284.000,00
Administration, Monitoring and Evaluation, and Financial Costs									
TOTAL						2.072.955,71	2.127.590,12		85.389.361,18