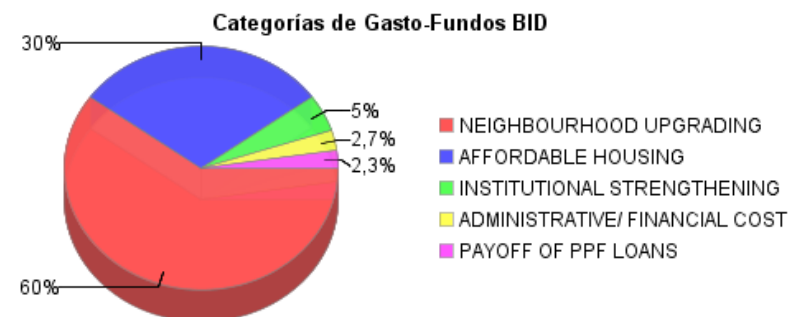
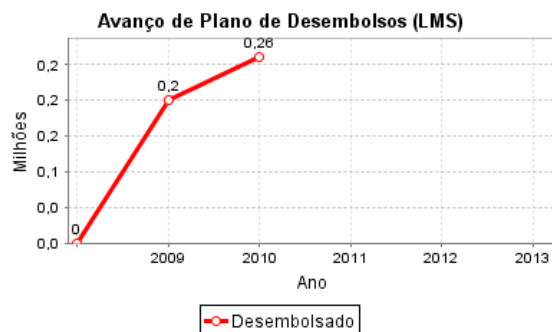
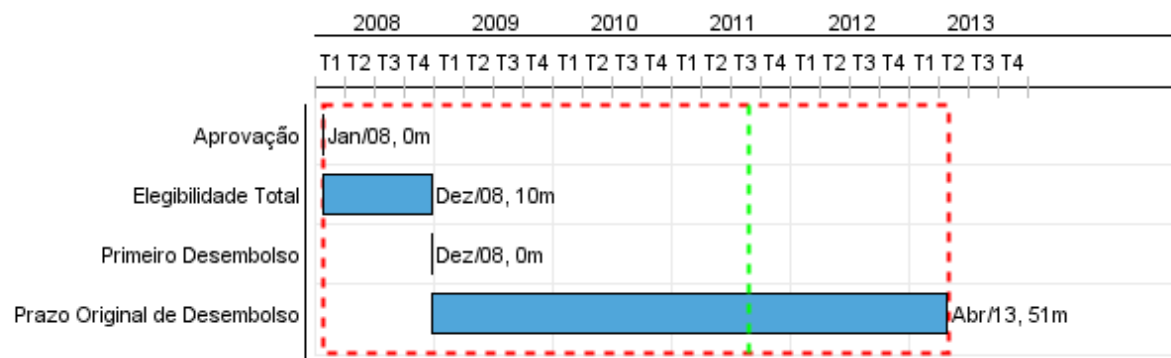


Relatório Resumido

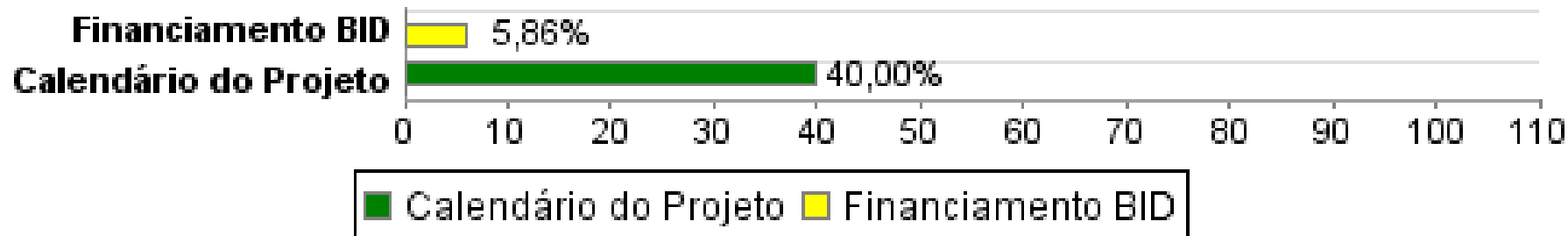
Dados Gerais	Fundos Disponíveis (US\$)	Custo Total e Fonte
Executor: MINISTRY OF HOUSING, LAND AND ENVIRONMENT		
Sector: URBAN DEVELOPMENT AND HOUSING-HOUSING		
Número da Operação: 1953/OC-BA	Atual: 30.000.000,00	Original BID: 30.000.000,00
Estágio: Approved	Desembolsado: 1.758.696,39	Corrente BID: 30.000.000,00
Tipo Operação: INV - Investimento	% Desembolsado: 5,86	Pari-passu: 68,96
Operação Relacionada:	Saldo: 28.241.303,61	Cofinanciamento/País: 10.000.000,00
Subtipo de Operação: PFM - Multi-Phase Lending Project		Original Estimado: 40.000.000,00
		Período de Amortização (meses): 174

Categoria do impacto social	Reformulação	Validação
Categoria do impacto social: B	() Os objetivos do projeto foram reformulados?	Validado pelo Chefe de Divisão: Apr 19, 2011 Validado pelo Representante do País: Apr 27, 2011



Progresso Acumulado até 2010

Progresso Acumulado



Resultados

Resultado:	Government support system for affordable housing expanded
Suposições:	1. GOB support for for a more equitable housing policy remains strong. 2. Adequate and TIMELY response from both private and PUBLIC institutions.

Indicador	Unidade Medida	Linha Base	Ano Linha Base		2011	2012	2013	Final do Projeto
New affordable housing units produced.	Housing units	20,00	2008	P A		100,00	140,00	240,00
Current inventory of households in substandard housing reduced.	Families	7.000,00	2008	P A				300,00

Resultado:	Private sector resources in the financing of affordable housing mobilized
Suposições:	1. Adequate and timely response from private institutions. 2. Inflation and exchange rates will stay within acceptable limits. 3. Social and economic stability.
Observações:	Given to the present prevailing economic conditions (2009-2010) in Barbados and the Caribbean this demand is supremely high. The program has raised a great interest but the applicants are few, especially those of the lowest income layers, who barely can fulfill the requirement of 30% matching contribution or access to finance.

Indicador	Unidade Medida	Linha Base	Ano Linha Base		2011	2012	2013	Final do Projeto
Number of loans disbursed by private institutions to families disbursed by private institutions to families below the 5th decile increased.	Loans		2008	P A		100,00	100,00	200,00
Number of families below the 5th decile participating in government housing programmes increased.	Families		2008	P A		150,00	150,00	300,00

Resultado:	Government support to physical upgrading targeting sub-standard neighborhoods created.
Suposições:	1. Political support to neighborhood upgrading remains high. 2. Residents are willing to participate. 3. Government and communities open to participatory process.

Indicador	Unidade Medida	Linha Base	Ano Linha Base		2011	2012	2013	Final do Projeto
Government has started improvements in sub-standard neighborhoods	Project		2011	P A	7,00	7,00		15,00

Produtos: Progresso Físico e Financeiro Anual 2010

Descrição	Unidade de medida	Físico				Financeiro			
		Planejado	Atual	Unidades Acumuladas	Unidades FDP	Planejado	Atual	Custos Acumulados	Custos FDP
Neighborhood Upgrading									
Periurban neighborhoods improvement projects	Projects				13,00				11.200.000,00
Inner-city neighborhood improvement projects	Projects				2,00				10.800.000,00
Community Participation Committees (CPC) in place	CPP groups				4,00				1.200.000,00
Production of affordable housing									
H.E.L.P. program support - New affordable housing produced	Housing units				240,00				7.000.000,00
H.E.L.P. program support - Family subsidy - New affordable housing	Subsidies				600,00				2.000.000,00
H.E.L.P. program support - Family subsidy - Incremental home construction	Subsidies				400,00				3.000.000,00
Institutional Strengthening									
Systems in place to favor institutional development: Beneficiary Selection System (BSS) in place.	System				1,00				100.000,00
Systems in place to favor institutional development: Information and Financial System (IFS) in place.	System				1,00				600.000,00
Systems in place to favor institutional development: Land Management System (LMS) in place.	System				1,00				800.000,00
Others									
TOTAL									36.700.000,00