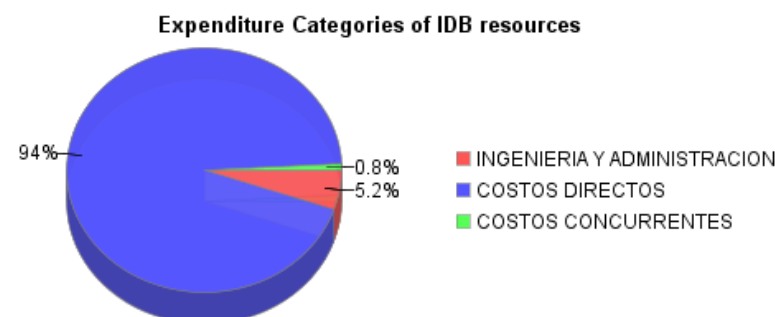
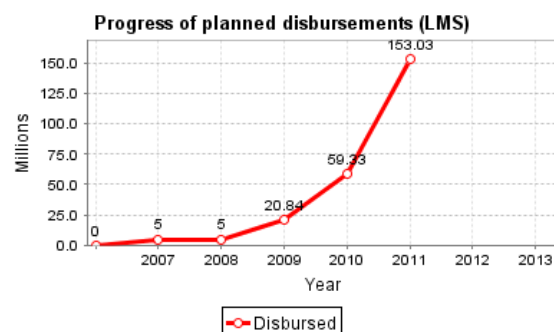
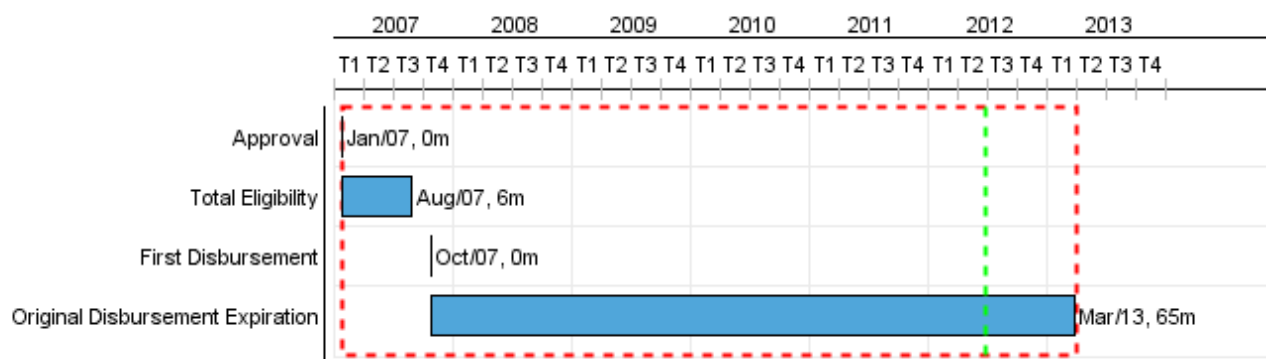


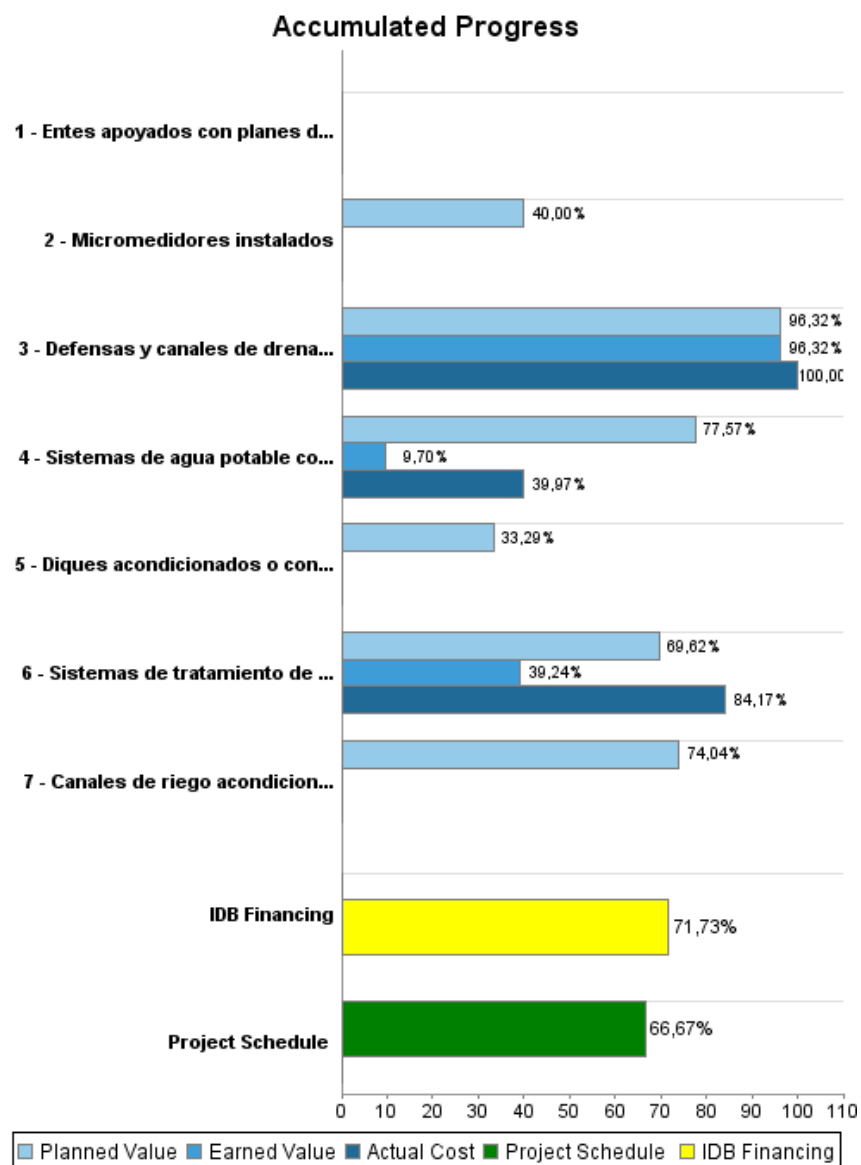
Summary Report

Basic Data		Available Funds (US\$)		Total Cost and Source	
Executing Agency (EA):	MINISTERIO DE PLANIFICACION FEDERAL, INVERSION PUBLICA Y SERVICIOS				
Sector:	WATER AND SANITATION-INTEGRAL MANAGEMENT OF WATER RESOURCES				
Loan Number(s):	1843/OC-AR	Current Approved Amount:	240.000.000,00	Original IDB:	240.000.000,00
Stage:	Approved	Disbursed Amount to Date:	172.159.713,81	Current IDB:	240.000.000,00
Operation Type:	INV - Investment	% Disbursed:	71,73	Pari-passu:	80,00
Related Operation(s):		Balance:	67.840.286,19	Co-Financing/Country:	60.000.000,00
Operation Subtype:	GOM - Global of Multiple Works Operation			Original Estimate:	300.000.000,00
				Amortization Period (months):	222

Project Environmental and Social Impact Category	Reformulation	Validation
Project Environmental and Social Impact Category: B	() Was the objective(s) of this project reformulated?	Validated by Division Chief: 30-abr-2012 Validated by Country Representative: 08-may-2012



Accumulated Progress as of 2011



Outcomes

Outcome: Productividad de las actividades agropecuarias aumentada

Indicator	Unit of Measure	Baseline	Baseline Year		2009	2010	2011	2012	2013	End of project
Áreas plenamente incorporadas a la agricultura irrigada	Hectáreas		2008	P					4,000.00	4.000,00
				A						
Áreas productivas protegidas contra inundaciones	Hectáreas		2008	P		15,000.00				15.000,00
				A		15,000.00				

Outcome: Vulnerabilidad a inundaciones reducida

Indicator	Unit of Measure	Baseline	Baseline Year		2009	2010	2011	2012	2013	End of project
Población protegida contra inundaciones	Habitantes		2008	P		450.00				450,00
				A		450.00				

Outcome: Servicio de agua potable y saneamiento mejorado

Indicator	Unit of Measure	Baseline	Baseline Year		2009	2010	2011	2012	2013	End of project
Hogares con servicio de agua potable nuevo o mejorado	Hogares		2008	P	9,019.00		207,465.00	202,744.00	31,250.00	250.247,00
				A	9,019.00		7,234.00			
Hogares con servicio de saneamiento nuevo o mejorado	Hogares		2008	P			100,000.00	110,000.00		110.000,00
				A						

Outputs: Annual Physical and Financial Progress 2011

Description	Unit of Measure	Physical				Financial			
		Planned	Actual	Accumulated units	EOP units	Planned	Actual	Accumulated costs	EOP costs
Infraestructura hidráulica productiva.									
Diques acondicionados o contruídos	m3 incrementados de agua derivada				25,00	9.200.000,00			27.638.370,00
Defensas y canales de drenaje acondicionados o contruídos	km				18,00				8.108.399,00
Canales de riego acondicionados o contruídos	km				11,00	15.428.538,00			20.838.399,00
Agua Potable y Saneamiento.									
Sistemas de agua potable contruídos o rehabilitados	Sistemas	2,00			5,00	74.038.837,00	39.117.016,00		129.225.595,00
Sistemas de tratamiento de líquidos cloacales contruídos o rehabilitados	Sistemas	1,00			2,00	35.936.217,00	45.840.063,00		102.032.205,00
Fortalecimiento Operacional e Institucional.									
Entes apoyados con planes de fortalecimiento operacional e institucional	Entes				2,00				1.312.336,00
Micromedidores instalados	micromedidores	25.000,00			50.000,00	7.453.318,00			18.633.295,00
Otros									
TOTAL						142.056.910,00	84.957.079,00		307.788.599,00