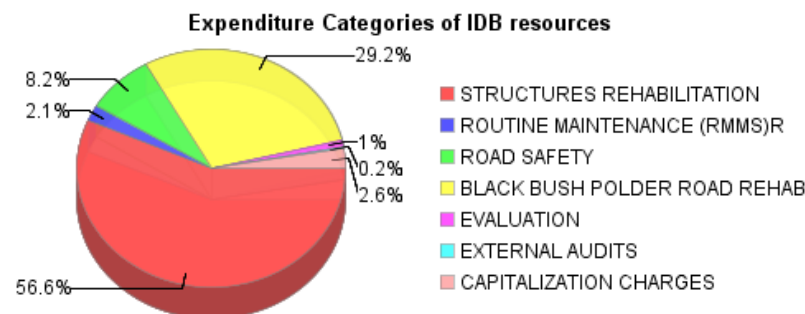
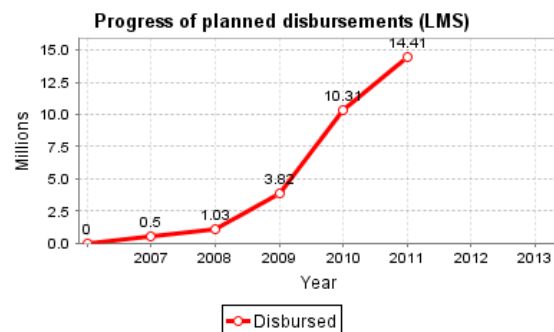
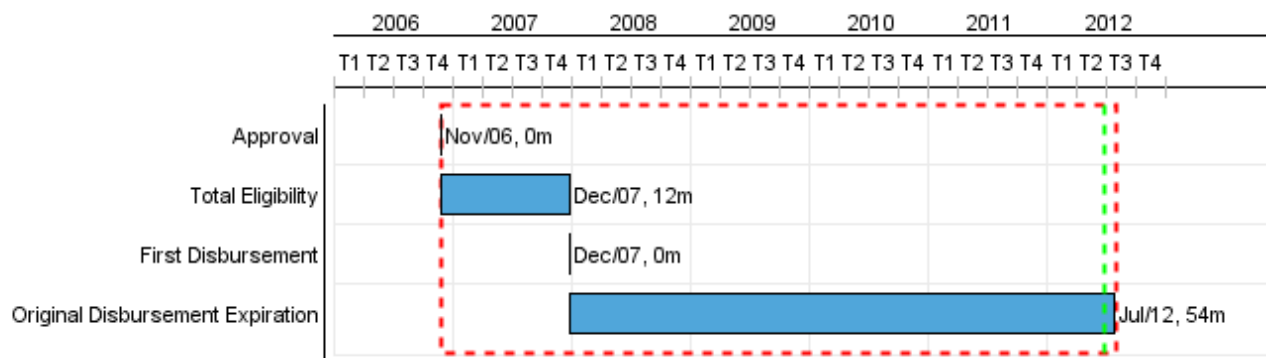


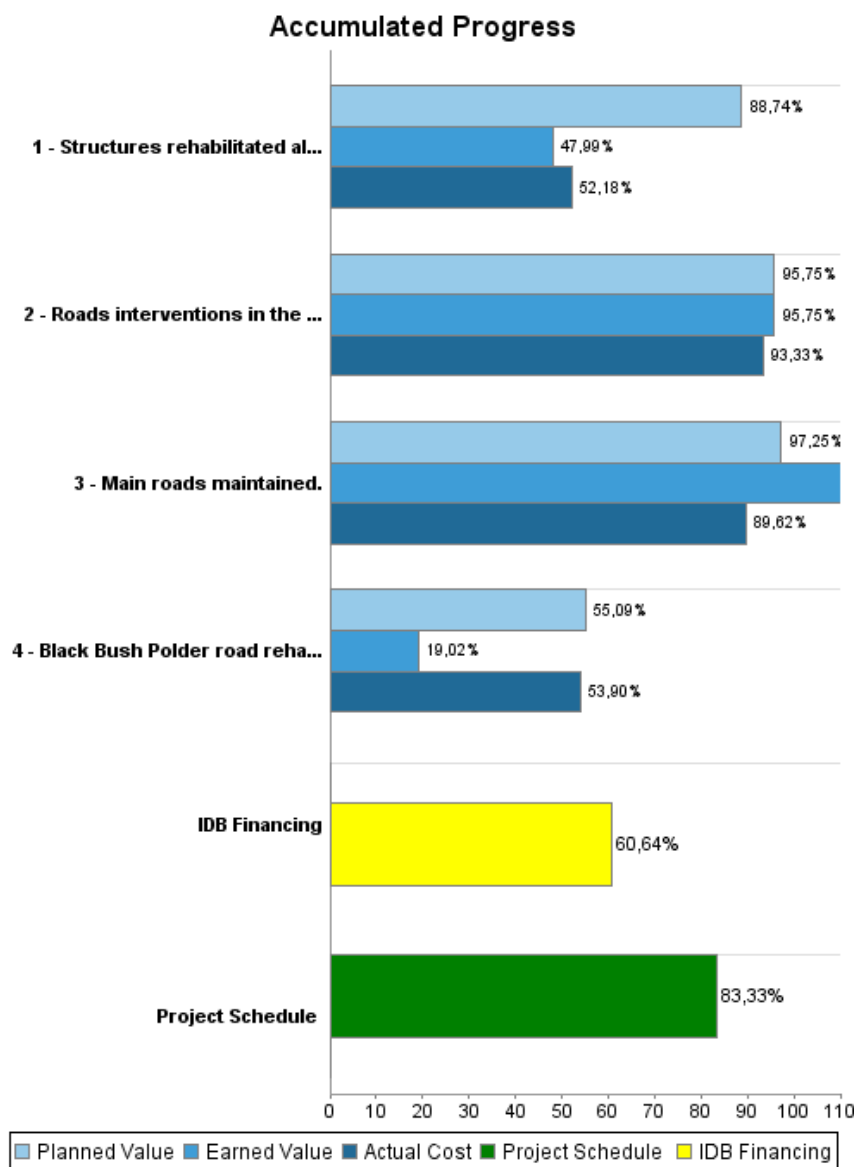
Summary Report

Basic Data		Available Funds (US\$)		Total Cost and Source	
Executing Agency (EA):	MINISTRY OF PUBLIC WORKS & COMMUNICATION				
Sector:	TRANSPORTATION-ROAD PROGRAMS				
Loan Number(s):	1803/SF-GY	Current Approved Amount:	24.300.000,00	Original IDB:	24.300.000,00
Stage:	Approved	Disbursed Amount to Date:	14.736.114,17	Current IDB:	24.300.000,00
Operation Type:	INV - Investment	% Disbursed:	60,64	Pari-passu:	90,00
Related Operation(s):		Balance:	9.563.885,83	Co-Financing/Country:	2.700.000,00
Operation Subtype:	ESP - Specific Investment Operation			Original Estimate:	27.000.000,00
				Amortization Period (months):	354

Project Environmental and Social Impact Category	Reformulation	Validation
Project Environmental and Social Impact Category: B(R)	() Was the objective(s) of this project reformulated?	Validated by Division Chief: 25-abr-2012 Validated by Country Representative: 28-abr-2012



Accumulated Progress as of 2011



Outcomes

Outcome: Road network and driving conditions improved.

Indicator	Unit of Measure	Baseline	Baseline Year		2007	2008	2009	2010	2011	2012	End of project
Number of road closures on the Timehri to Rosignol road due to failures in the rehabilitated structures during the two years following completion of works.	Road Closures	1.00	2007	P A							0,00
Percentage of main road network under routine maintenance program.	%	69.00	2007	P A		71.00 79.00	71.00 79.00	71.00 79.00	71.00 79.00	71.00 79.00	71,00

Outcome: Road Safety conditions improved.

Indicator	Unit of Measure	Baseline	Baseline Year		2007	2008	2009	2010	2011	2012	End of project
Fatality along the selected corridors, 2 years after implementation of safety measures.	Fatalities	111.00	2007	P A	111.00 111.00	108.00 113.00	106.00 117.00	104.00 115.00	102.00	100.00	100,00

Outputs: Annual Physical and Financial Progress 2011

Description	Unit of Measure	Physical				Financial			
		Planned	Actual	Accumulated units	EOP units	Planned	Actual	Accumulated costs	EOP costs
STRUCTURES REHABILITATION									
Structures rehabilitated along the Timehri-Georgetown-Rosignol road corridor.	Structures	20,00	8,00		60,00	5.500.000,00	1.732.374,00		14.140.759,00
ROUTINE MAINTENANCE (RMMS)									
Main roads maintained.	Kilometers	287,00	326,00		1.148,00	300.000,00	147.213,00		2.000.000,00
ROAD SAFETY									
Roads interventions in the main road network.	Interventions	2,00	2,00		6,00	415.000,00	281.527,00		2.000.000,00
BLACK BUSH POLDER REHABILITATION									
Black Bush Polder road rehabilitated.	Kilometers	25,00	14,00		35,00	1.300.000,00	1.803.935,00		6.716.241,00
EVALUATIONS									
EXTERNAL AUDITS									
CONTINGENCIES									
FINANCIAL EXPENDITURES									
TOTAL						7.515.000,00	3.965.049,00		24.857.000,00