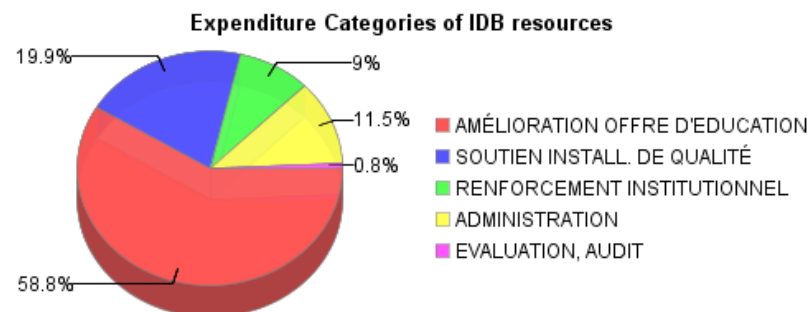
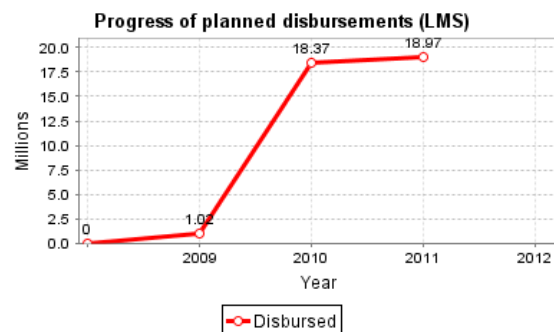
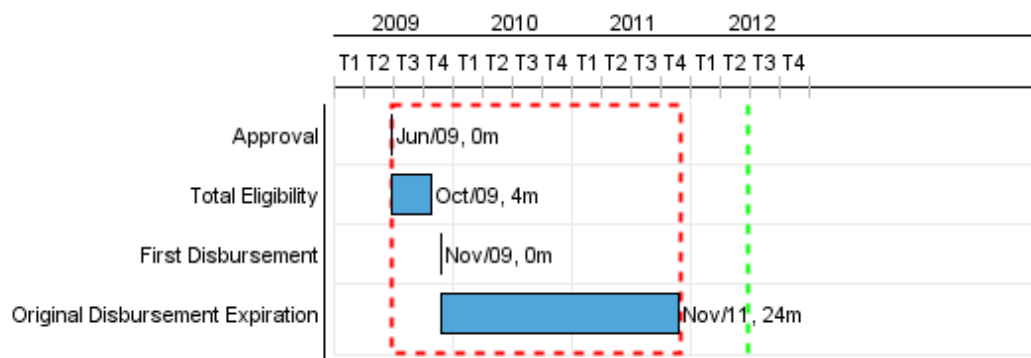


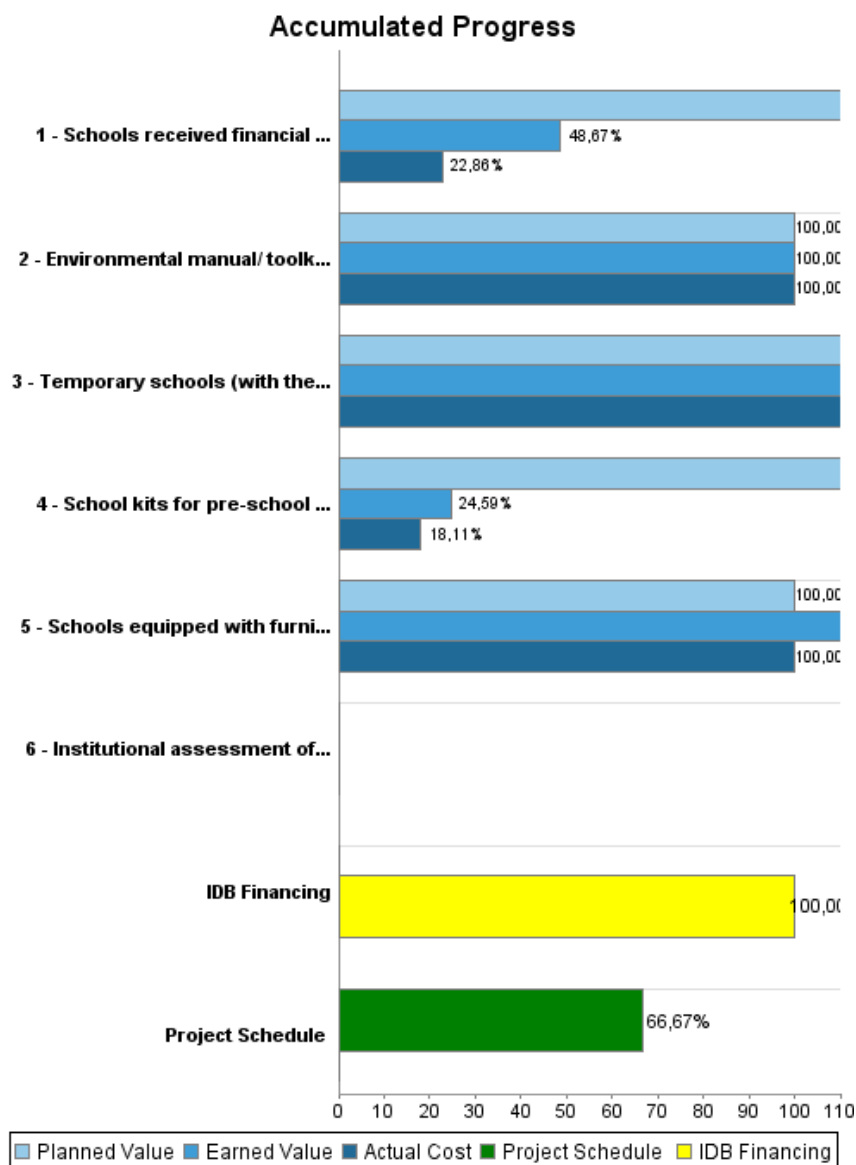
## Summary Report

Basic Data		Available Funds (US\$)		Total Cost and Source	
Executing Agency (EA):	FONDO DE ASISTENCIA ECONOMICA Y SOCIAL				
Sector:	EDUCATION-PRIMARY EDUCATION				
Loan Number(s):	2153/GR-HA	Current Approved Amount:	20.500.000,00	Original IDB:	20.500.000,00
Stage:	Approved	Disbursed Amount to Date:	20.500.000,00	Current IDB:	20.500.000,00
Operation Type:	INV - Investment	% Disbursed:	100,00	Pari-passu:	100,00
Related Operation(s):		Balance:		Co-Financing/Country:	
Operation Subtype:	ESP - Specific Investment Operation			Original Estimate:	20.500.000,00
				Amortization Period (months):	

Project Environmental and Social Impact Category	Reformulation	Validation
Project Environmental and Social Impact Category: B	( ) Was the objective(s) of this project reformulated?	Validated by Division Chief: 30-abr-2012 Validated by Country Representative: 30-abr-2012



## Accumulated Progress as of 2011



## Outcomes

<b>Outcome:</b>	Public education supply improved.
<b>Suppositions:</b>	Transparent use of resources.
<b>Comments:</b>	None

Indicator	Unit of Measure	Baseline	Baseline Year		End of project
Children from schools affected by the earthquake are back to school using secured structures	Students		2010	P A	65.000,00
Schools damaged by the earthquake that reopened with secured structures.	Percentage of Schools		2010	P A	1,05

<b>Outcome:</b>	Quality of school facilities improved.
<b>Suppositions:</b>	Transparent use of resources.
<b>Comments:</b>	None

Indicator	Unit of Measure	Baseline	Baseline Year		End of project
Schools damaged by the earthquake fully equipped with quality materials and furniture	Percentage of schools		2010	P A	1,05

<b>Outcome:</b>	MENFP's building capacities strengthened
<b>Suppositions:</b>	Transparen use of resources
<b>Comments:</b>	None

Indicator	Unit of Measure	Baseline	Baseline Year		End of project
New and approved environmental codes for building schools have been considered in the financing of new school constructions.	Percent completion of Document		2010	P A	100,00

## Outputs: Annual Physical and Financial Progress 2011

Description	Unit of Measure	Physical				Financial			
		Planned	Actual	Accumulated units	EOP units	Planned	Actual	Accumulated costs	EOP costs
<b>Improvement of public education supply</b>									
Temporary schools (with the capability of double shifts) build and operational in selected sites by the end of the project.	Temporary schools				50,00	1.452.591,00	2.374.826,00		8.000.000,00
<b>Support to quality facilities</b>									
Schools equipped with furniture and school materials by the end of the project.	Schools		11,00		50,00				2.617.500,00
School kits for pre-school and secondary education children distributed and in use by the end of the project.	school kits	80.000,00	16.541,00		100.000,00	817.590,00	301.873,00		3.682.500,00
<b>FAES institutional development</b>									
Schools received financial support by the end of the project	Schools	800,00	577,00		1.909,00	2.024.317,00			3.000.000,00
Environmental manual/ toolkit to guide future school construction developed and approved.	Manual				1,00				290.018,00
Institutional assessment of FAES	organization				1,00				140.000,00
<b>Administration</b>									
<b>Evaluation</b>									
<b>Contingency</b>									
<b>TOTAL</b>						<b>4.294.498,00</b>	<b>2.676.699,00</b>		<b>17.730.018,00</b>