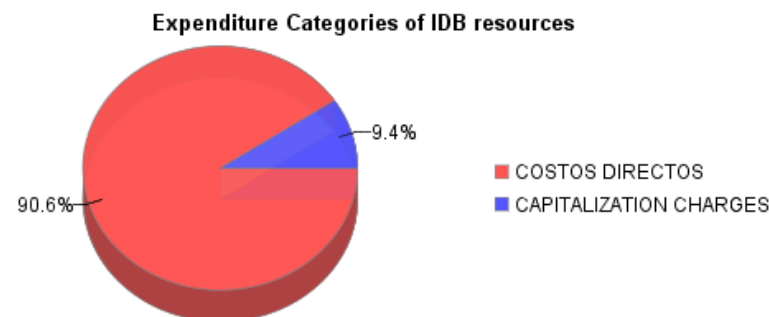
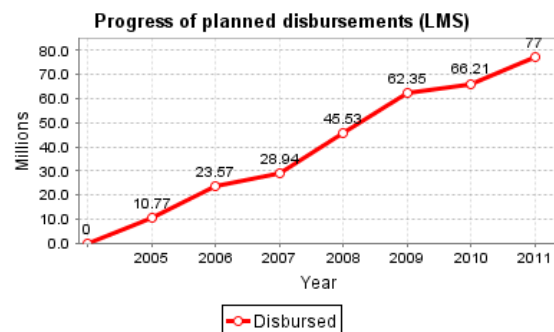
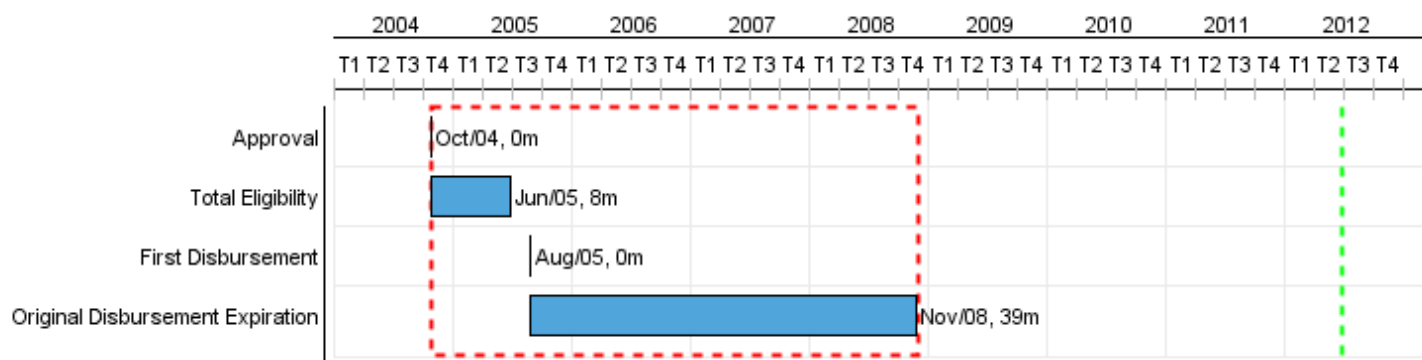


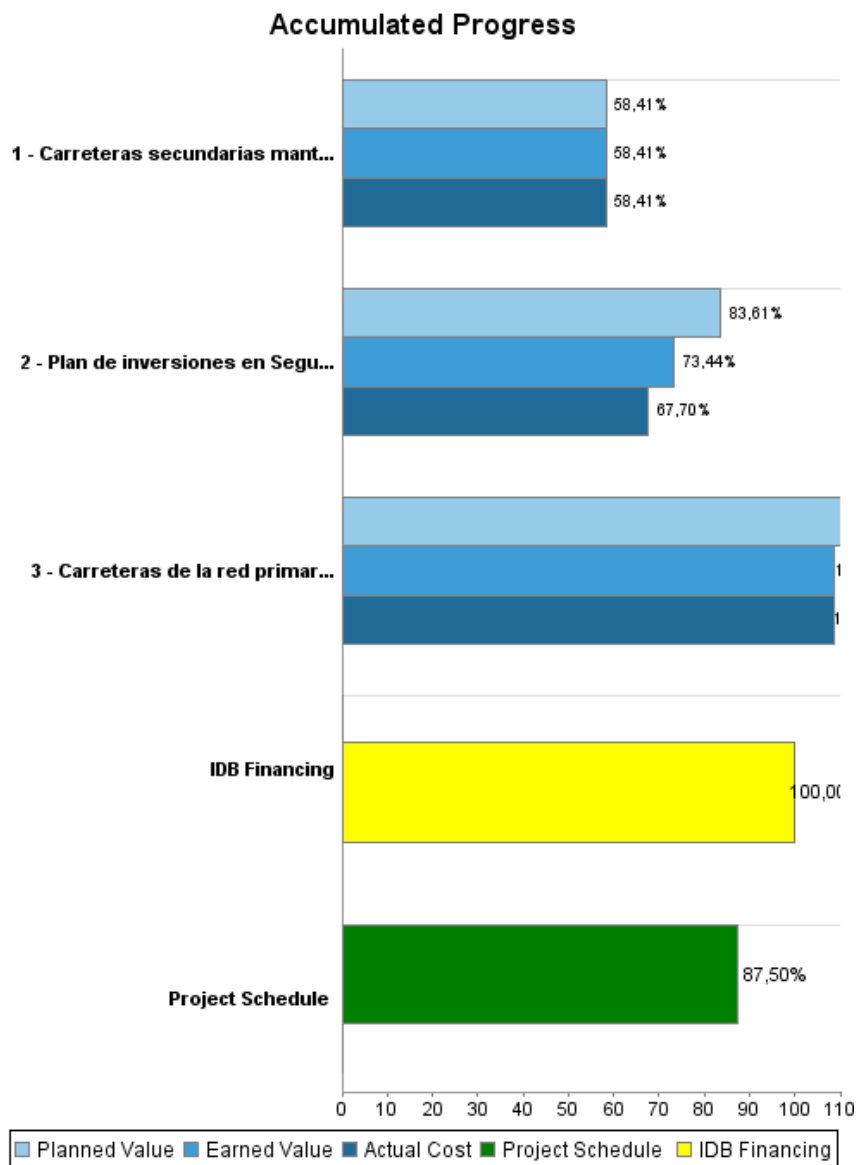
Summary Report

Basic Data		Available Funds (US\$)		Total Cost and Source	
Executing Agency (EA):	MINISTERIO DE OBRAS PUBLICAS				
Sector:	TRANSPORT				
Loan Number(s):	1582/OC-UR	Current Approved Amount:	77.000.000,00	Original IDB:	77.000.000,00
Stage:	Approved	Disbursed Amount to Date:	77.000.000,00	Current IDB:	77.000.000,00
Operation Type:	INV - Investment	% Disbursed:	100,00	Pari-passu:	70,00
Related Operation(s):		Balance:		Co-Financing/Country:	33.000.000,00
Operation Subtype:	ESP - Specific Investment Operation			Original Estimate:	110.000.000,00
				Amortization Period (months):	174

Project Environmental and Social Impact Category	Reformulation	Validation
Project Environmental and Social Impact Category: B(R)	() Was the objective(s) of this project reformulated?	Validated by Division Chief: 23-abr-2012 Validated by Country Representative: 02-may-2012



Accumulated Progress as of 2011



Outcomes

Outcome: Valor del patrimonio vial mantenido en nivel óptimo.

Indicator	Unit of Measure	Baseline	Baseline Year		2006	2007	2008	2009	2010	2011	End of project
Valor del Patrimonio Vial (en relación con el valor óptimo = punto medio)	%		2004	P				0.20	0.20	0.20	0,20
				A	0.44			0.22			

Outcome: eficiencia de la gestión via mejorada

Indicator	Unit of Measure	Baseline	Baseline Year		2006	2007	2008	2009	2010	2011	End of project
RVN en estado de conservación MB	%	20.00	2003	P				20.00	20.00	20.00	20,00
				A	26.00	27.00	27.00	26.00	26.00	24.00	
RVN en estado de conservación B	%	19.00	2003	P				21.00	21.00	21.00	21,00
				A	25.00	24.00	23.00	25.00	21.00	22.00	
RVN en estado de conservación R	%	29.00	2003	P				29.00	29.00	29.00	29,00
				A	28.00	26.00	31.00	30.00	29.00	28.00	
RVN en estado de conservación M	%	32.00	2003	P				30.00	30.00	30.00	30,00
				A	21.00	23.00	19.00	19.00	24.00	26.00	
RVN en estado de confort MB	%	33.00	2003	P				37.00	37.00	37.00	37,00
				A	31.00	29.00	36.00	34.00	38.00	35.00	
RVN en estado de confort B	%	27.00	2003	P				30.00	30.00	30.00	30,00
				A	26.00	24.00	19.00	25.00	18.00	20.00	
RVN en estado de confort R	%	25.00	2003	P				22.00	22.00	22.00	22,00
				A	26.00	26.00	23.00	20.00	22.00	11.00	
RVN en estado de confort M	%	15.00	2003	P				11.00	11.00	11.00	11,00
				A	17.00	21.00	22.00	21.00	21.00	34.00	

Outcome: Seguridad vial mejorada

Indicator	Unit of Measure	Baseline	Baseline Year		2006	2007	2008	2009	2010	2011	End of project
Índice de Peligrosidad (IP) promedio en los tramos intervenidos	Indice	51.00	2003	P				45.00	45.00	45.00	45,00
				A	38.00	44.65	44.32	43.29	35.00	29.98	
Accidentes con Víctimas (ACV) promedio en los tramos intervenidos	Numero	1,207.00	2003	P				1,000.00	1,000.00	1,000.00	1,000,00
				A	1,084.00	1,282.00	1,398.00	1,355.00	1,376.00	1,217.00	

Outputs: Annual Physical and Financial Progress 2011

Description	Unit of Measure	Physical				Financial			
		Planned	Actual	Accumulated units	EOP units	Planned	Actual	Accumulated costs	EOP costs
Obras de rehabilitación de carreteras y mejoramiento de puentes ejecutados									
Carreteras de la red primaria y corredores internacionales rehabilitados	Kilómetros	25,60	17,00		152,75	11.845.222,00	7.790.262,00		43.000.000,00
Carreteras secundarias mantenidas	Kilómetros	2,80			42,70				20.000.000,00
Plan de inversiones en Seguridad Vial									
Plan de inversiones en Seguridad Vial implementado	Plan	1,00	1,00		1,00	1.167.152,00	329.450,00		14.600.000,00
Fortalecimiento Institucional y Capacitación									
Mantenimiento Vial									
Costos financieros e imprevistos									
TOTAL						13.012.374,00	8.119.712,00		77.600.000,00